



الهيئة العامة للإحصاء
General Authority for Statistics

Average Prices of Goods and Services

May 2018



Contents

No.	Subject	No. Page
1	Introduction	3
2	Methodology of Average Prices of Goods and Services	4
3	Movements of average prices of goods and services(Tables)	11



Introduction :

As part of its efforts to draw a clear picture of what is going on in the Kingdom's markets, the General Authority for Statistics has constructed several indicators through which the movements of prices of goods and services and the changes that may occur from time to time in the retail market (Consumer Price Index) as well as wholesale prices (Wholesale Price Index) according to a methodology specific to each.

Since the prices collected for the goods and services included in the creation of the Indices of consumer price index and wholesale prices are carried out according to the regulations of their own methodology, including the way in which the basket of goods and services as well as commodity specifications are determined, the need to work to follow the movement of prices of goods and services in the markets according to A different statistical approach and methodology that is flexible and inclusive in the name of "average prices in the Kingdom of Saudi Arabia" in response to the need of a large number of beneficiaries who want to obtain prices of some goods directly without using these prices to calculate other indicators except change ratios from period to period.

General Authority for Statistics

Price statistics Division

P.O. 3735 Riyadh 11481

<http://www.stats.gov.sa>

E-mail : Info@stats.gov.sa



First: Definitionally Data

Definition:

Average prices are defined as a statistical metric of the changes in any term prices with classifications of fixed and specific period.

Description:

An indicator that measures the movements of the prices of goods and services in the markets according to a statistical methodology that follows special regulations and restrictions that are comprehensive, flexible and quality by calculating average prices, monthly, quarterly and annual changes at the city level and at the Kingdom's level. As well as the most significant monthly relative changes.

Related Terms and Definitions:

Goods and Services:

Most consumed goods and services by household consumer for living purposes.

Point of Sale:

Establishments or units from which the price data of goods and services included in the basket of goods are collected, such as retail stores such as grocery stores and clothing stores, as well as various consumer services such as physicians, tailoring, car maintenance, apartments and hotels, Head) and other service shops.

Average Prices:

The sum of the product's total price divided by the number of pricing.

Constructional Goods:

Main goods that are related to the construction of housing and government contracts (Iron, Cables, etc.).

Continuity:

To guarantee the continuity of practicing the activity for a long period of time.

Frequency:

Purchasing movement in the sale point.

Rate Change:

The rate of change between an existing period and a previous period.



Objectives:

The Kingdom of Saudi Arabia's average price program aims at the publication of the prices of retail goods and services and their changes from time to time, concerning a list of goods and services of interest to the consumer, where their specifications are determined accurately to calculate their average prices within every sole city and at the level of the Kingdom as a whole.

Periodic Publication:

The results of average prices of goods and services are published monthly.

Data Source:

Data are collected from retail sources, factories, suppliers and service delivery stores.

Coverage:

Spatial Coverage

The survey of price averages covers all 13 regions of the Kingdom, where price data are collected from sixteen major cities representing thirteen cities, including the administrative regions (Riyadh, Makkah, Madinah, Buraydah, Dammam, Abha, Tabuk, Hail, Arar, Jazan, Najran, Baha, and Sakaka) as well as three other cities (Jeddah, Taif, Hofuf).

Time Coverage:

Most goods and services basket items are collected monthly according to a specific pricing plan.

Used Classification Methodology:

Special classification appropriate to the nature of the program and includes a list of the basket of goods and services that meet the interests and needs of beneficiaries, according to the following classification:

Classification of Goods by Use of Material	Group	No. Items
Goods of Final Consumption	Food Goods	88
	Non-Food Goods	15
	Service Goods	13
Intermediate Consumption Goods	Feed and Livestock	8
	Construction	37
Total		161



Goods and Services Basket:

The basket of goods and services was selected based on the relative importance of the consumer and the requests of the beneficiaries, after reviewing the availability of those items with fixed specifications in all the research areas.

Main Results and Indicators:

- 1) Average prices and monthly, quarterly and annual changes for all cities.
- 2) Average monthly prices of cities.
- 3) Quarterly, semi-annual and annual average prices for all cities.
- 4) Monthly price averages for all cities.
- 5) Highlights of monthly relative changes.
- 6) Average prices of some construction materials for all cities during the year.

Beneficiaries:

1. Departments that are concerned with statistical analysis and reports in the Authority.
2. Regional and international organizations.
3. Academic researchers and investors.
4. Number of other beneficiaries (internal and external).

Benefits:

Data of the average prices of goods and services are a statistical means of:

1. Supports the implementation of some appropriate economic decisions by the official authorities through monitoring the movements of average prices of goods and services and its components.
2. Supporting researchers and investors by knowing the average prices of goods and services in the Kingdom.
3. Measuring changes in prices of goods and services that the consumer buys from time to time.
4. It can be relied upon in the economic and statistical analyzes of price movements and future forecasts during different periods of time.
5. Data on average goods and services prices help estimate contractors' compensation in government contracts.

Second: Survey Methodology

Research Requirements:

To determine their requirements and needs, the survey should be conducted in consultation with the clients benefiting from the results of average prices of goods and services. This communication continues to ensure that the needs of the beneficiaries are met during the development processes of the survey.



Designing the Survey Form:

In the first beginnings of creating the survey in (2009), a paper form was designed to collect data from points of sale. The design was formed to refer to geographical indications to reach points of sale such as:(shop number, shop name, city, neighborhood, alley number, sector number, block number, street, location, and coordinates).

The form also includes a description of the item or service to be monitored for its price, specifications and changes, such as: (item code, item name, specifications, unit, price, analysis code and field notes).

In the year 2016, the form was applied electronically to the collection of data through electronic devices. The electronic form included additional data added to the original data included in the paper form, such as: (activation of the coordination feature, increasing the quality and reliability of prices, data is collected through tablets technology).

The Frame:

The general framework of the establishments census was based on the selection of the sample based on the consumer price index sample, in addition to the construction goods.

The Sample:

The basket of goods and services was selected based on their importance to the family, the construction goods were selected as the main goods in the construction of the house for the family and government contracts. While the points of sale from which prices of different goods and services were collected were based on:

1. Use the framework of the enumeration of enterprises.
2. Several factors are available at the selected point of sale such as (permanence, frequency).
3. Consider the spread of points of sale at the city level in all directions.
4. Considering the diversity of point of sale (hypermarket, supermarket, catering, specialized shop, shop).

Sampling Unit:

The sampling units in the survey of price averages are:

1. Consumer goods obtained by the individual from points of sale at the retail price or factories and suppliers.
2. The service received by the individual from points of service delivery at retail price.

Collecting Data:

The method of data collection was determined according to several controls and criteria as follows:



1. Commitment to the approved pricing method with the specifications guide for each item in the survey.
2. Adopt the method of collecting price data from point of sale personally by interviewing.
3. Data collection using tablets instead of writings for more efficiency.
4. Approve the price of the day of visit to the point of sale according to the approved pricing plan for the item.
5. Commitment to the standard specified for each item.

Data Collection Tools:

Researchers in the field collect data from tablet devices equipped with technical support programs.

Upload and Archive Data and Metadata Collected on Databases:

In the field, the researcher performs the direct input of the data collected using the handheld devices in all the research cities.

- Tablets are linked to a central database where processing is automated.
- Using researchers for the synchronization feature available on tablets, data collected directly on the databases are loaded.

Auditing Data and Assuring Its Quality:

Auditing data and assuring its quality can be done by:

1. Making sure of prices and data comprehension and logicity.
2. Revising all prices and editing them if needed (all over the city and all over Saudi Arabia)
3. Checking the revision reports and editing them if needed.
4. Using technology to revise the other elements of data quality (autocorrecting rules, coordinates...etc) so that the pricing plan can be implemented quickly.
5. Constant follow up by the program supervisor and the regions supervisors.
6. Applying a re-visiting form by (the supervisor or quality observer). The form would ask for another visit to the sale point, from which data are collected, just to make sure that all data are correct and accurate.
7. Comparing the randomly chosen commodity prices.
8. Applying commodity Concealment processors and resources change.

Follow-up with Data Collectors:

Data collection is subject to automatic follow-up by connecting and synchronizing the supervisor's desktop software with the tablets used by the researcher to alert them to the presence of observations or errors about the data entered into the system. The team of specialists in the central administration and branches and offices of the



Authority have frequent periodic visits to each city of research according to a specific time schedule, and the quality sample is automatically withdrawn at the level of the city and researcher and alerting researchers to the existence of any observations or errors about the data entered into the system.

Follow-up of Data Providers:

Survey supervisors in various regions of the Kingdom periodically conduct several visits and communications to several data providers to verify the validity of the data collected and the way the interviewer interviewed the data provider.

Equations used and calculation process:

The average price of goods and services is calculated on an arithmetic basis.

The rate of change in prices of goods and services is calculated as follows:

Change rate = (average of current period - average of previous period) / average of previous period × 100.

Downloading the Output of Databases:

All data outputs resulting from the calculations are loaded and saved to editable databases.

Review and Process Outputs:

The Department reviews and processes the data through an automated audit system and correction rules developed to detect errors and irregular numbers.

Data Confidentiality:

Commitment to data confidentiality and use them for statistical purposes of the General Authority for Statistics only.

Publishing:

Data are published according to the following methodology:

1. Publishing the commodity and services average price results monthly.
2. Publishing them on specified and announced dates on the authority official website.
3. The authority official website www.stats.gov.sa is a certified and official publishing platform.
4. Providing all kinds of beneficiaries with the results using the appropriate mechanism.

Evaluation and Data Quality:

To ensure the highest accuracy in the data, it is necessary to follow the progress of work in all stages of the office and field and to ensure the complete collection of data according to the specific specifications and periodicity of each of the items included in the program. The main lines for the application of quality are as follows:



- Preparation of various software to examine the data and ensure accuracy, and development continuously.
- Use tablet pricing devices and set up special programs linked to POS sites to ensure that the researcher arrives at the desired site and adheres to the pricing timing as well.
- A team of specialists in the central administration and branches and offices of the Authority to conduct frequent periodic visits to each city of research according to a specific time schedule so that the quality sample is drawn automatically and deliberately at the level of the city and researcher.
- Evaluate work periodically.
- Monitoring and studying the remarks and suggestions received from the beneficiaries of the results to improve the quality of the data in the future.



Movements of average prices of goods and services (Tables)

متوسطات الأسعار والتغيرات الشهرية والربعية والسوية لجميع المدن (شهر مايو ٢٠١٨)
Average prices monthly, quarterly and annual changes for All cities (MAY 2018)

Table 1-1

جدول ١-١

Item	Unit	متوسطات الأسعار Average Prices				نسبة التغير من مايو ٢٠١٨ إلى percent change for MAY 2018 to			الوحدة	البند
		مايو MAY 2018	أبريل APR 2018	فبراير FEB 2018	مايو MAY 2017	أبريل APR 2018	فبراير FEB 2018	مايو MAY 2017		
First: Goods of final Consumption										
Food commodities										
Wheat flour, local, brown (Grain Silos)	1kg	2.35	2.38	2.38	2.3	-1.43	-1.47	2.09	1كجم	دقيق قمح محلي اسمر(صوامع القلال)
Wheat flour, local, white (Grain Silos)	2kg	3.76	3.74	3.69	3.49	0.43	1.79	7.68	2كجم	دقيق قمح محلي أبيض(صوامع القلال)
Rice, Basmati, White Indian (Al Mehideb)	10kg	83.9	83.2	83.29	80.39	0.84	0.73	4.38	10كجم	أرز بسمتي أبيض هندي(المهيدب)
Rice, Maza Indian (Abu Kas)	10kg	67.28	68.06	65.74	58.47	-1.16	2.33	15.05	10كجم	أرز مرزة هندي (أبو كاس)
Sheariya, Perfetto	250gm	4.56	4.64	4.68	4.42	-1.77	-2.65	3.26	عبوة ٢٥٠ جم	شعيرية بيرفيتو
Macaroni, Perfetto, Local	500gm	4.61	4.73	4.75	4.5	-2.56	-3.05	2.4	عبوة ٥٠٠ جم	مكرونية بيرفيتو محلي
Soup of Oats, canned (Quaker)	500gm	8.3	8.83	8.82	8.31	-5.97	-5.84	-0.06	عبوة ٥٠٠ جم	شوربة علب شوفان
Bread, white	4loaves	1.03	1.03	1.03	1	-0.39	-0.58	2.7	أربعة 4	خبز أبيض مفروود
Cattle Meat, fresh	1kg	37.93	37.96	38.34	37.7	-0.07	-1.06	0.61	1كجم	لحم بقرة طازج
Sheep Meat, fresh	1kg	47.47	47.29	47.41	46.97	0.39	0.13	1.06	1كجم	لحم خروف طازج
Camel Meat, fresh	1kg	38.34	38.41	38.79	39.35	-0.18	-1.15	-2.55	1كجم	لحم جمل طازج
Sheep Meat, cooled imported	1kg	37.01	37.97	39	37.11	-2.53	-5.1	-0.25	1كجم	لحم خروف مبرد مستورد
Chicken, fresh, local (Faqih)	900gm	13.07	13.08	12.94	12.4	-0.04	1	5.43	900جم	دجاج طازج محلي(فقية)
Chicken, frozen, local (Al wataniya)	900gm	11.72	11.66	11.54	10.89	0.56	1.57	7.64	900جم	دجاج مجمد محلي(الوطنية)
Chicken, frozen imported (Doux)	900gm	11.61	11.5	11.27	10.26	0.98	3.02	13.14	900جم	دجاج مجمد مستورد(دو)
Fish, fresh, (Kanaad)	1kg	52.5	53.69	54.83	52.87	-2.21	-4.24	-0.7	1كجم	سمك طازج كنعان
Fish, fresh, (Hamour)	1kg	43.45	43.27	45.42	43.66	0.4	-4.35	-0.5	1كجم	سمك طازج هامور
Shrimp, peeled, fresh	1kg	77.44	77.04	77.01	76.45	0.52	0.56	1.3	1كجم	روبيان طازج مقشر
Milk, fresh, local (Al Maraai)	1L	4.23	4.19	4.18	4	1.03	1.32	5.8	لتر	حليب طازج محلي(المراعي)
Milk, Liquid, Canned (Boni)	170gm	2.7	2.71	2.7	2.59	-0.26	0.11	4.36	170جم	حليب سائل معلب(بوني)
Milk, Powder, canned (Nido)	1.8kg	57.39	58.98	58.74	50.13	-2.69	-2.3	14.47	1.8كجم	حليب بودرة معلب(نيدو)
Milk, Newborn Babies (Similac 1)	400 gm	29.99	29.98	30.07	28.98	0.02	-0.26	3.47	400جم	حليب أطفال حديثي الولادة(سميلاك ١)
Milk, fresh, local (Al Saffi)	1.5L	5.34	5.29	5.22	5	0.95	2.3	6.78	١.٥ لتر	لين طازج محلي(الطافي)
Yoghurt, (Al Saffi)	170gm	1.04	1.04	1.04	1	-0.29	-0.38	3.9	عبوة ١٧٠ جم	لين زبادي - روب(الطافي)
Cream, (Al Tag)	155 gm	4.61	4.61	4.58	4.5	0.11	0.59	2.38	عبوة ١٥٥ جم	قشطة التاج
Cheese, Canned, Schieder (Kraft)	106 gm	5.14	5.13	5.1	4.91	0.23	0.92	4.77	106 جم	جبن شيدر علب(كرفنت)
Cheese, Cupped, Local (Al Marrai)	500 gm	15.52	15.36	15.22	14.75	1	1.93	5.2	500جم	جبن كاسات محلي(المراعي)
Cheese, Cupped imported, (Kraft)	140gm	6.21	6.2	6.16	5.89	0.19	0.73	5.35	140جم	جبن كاسات مستورد(كرفنت)
Cheese, triangles (Lavache quri)	Pack	3.92	3.92	3.89	3.7	-0.1	0.82	5.89	علبة	جبن مثلثات(لافاش كيري)
Eggs, local, medium	plate	14.13	13.56	13.18	12.44	4.17	7.19	13.58	طبق	بيض محلي
Butter, Lurpak	100gm	4.95	5	4.99	4.02	-1.06	-0.84	23.22	100جم	زبد (لورباك)
Olive oil, imported (Al Wazir)	500ml	16.97	17.23	17.35	15.92	-1.49	-2.19	6.6	500ملم	زيت زيتون مستورد(الوزير)
Maize oil, (cooking), Afiya	1.8L	21.85	21.82	21.91	21.39	0.16	-0.26	2.17	١.٨ لتر	زيت ذرة (اللطهي) عافية
Vegetable oil, (frying) Al arabi	1.8L	15.19	15.12	15.13	15.05	0.49	0.42	0.92	١.٨ لتر	زيت نباتي (للقلي) العربي
Pumpkin	1kg	6.71	6.74	5.74	6.03	-0.46	16.73	11.16	1كجم	قرع عسلي
Cabbage, white	1kg	2.97	2.93	2.99	2.96	1.47	-0.64	0.41	1كجم	ملفوف أبيض
Parsley	Bundle	1.03	0.99	0.99	1	4.15	4.26	2.8	حزمة	يقاقونسي
Spinach	Bundle	1.15	1.11	1.12	1.13	3.71	2.78	1.6	حزمة	سبانخ
Beans, green	1kg	10.15	9.77	11.07	10.09	3.93	-8.34	0.59	1كجم	فاصوليا خضراء
Tomatoes, local	1kg	4.48	4.6	4.4	5.74	-2.52	1.75	-21.88	1كجم	طماطم محلي
Tomatoes, imported	1kg	4.86	4.84	4.58	5.69	0.33	6.05	-14.63	1كجم	طماطم مستورد
Garlic, Chinese	1kg	8.74	8.8	9.11	11.98	-0.63	-4.08	-27.06	1كجم	ثوم صيني
Okra, local	1kg	15.2	15.31	15.37	15.63	-0.74	-1.11	-2.77	1كجم	بامية محلي
Corchorus, local	Bundle	2.23	2.26	2.22	2.22	-1.19	0.54	0.59	حزمة	ملوخية محلي
Eggplants, black, local	1kg	4.46	4.28	4.66	4.23	4.32	-4.29	5.43	1كجم	بادنجان أسود محلي
Zucchini, local	1kg	5.43	5.18	5.61	5.28	4.79	-3.33	2.86	1كجم	كوسة محلي
Cucumbers, local	1kg	4.63	4.41	5.77	4.18	4.96	-19.74	10.95	1كجم	خيار محلي
Peppers, green, local	1kg	7.12	7.65	7.47	8.01	-6.86	-4.67	-11.11	1كجم	فلفل أخضر بارد محلي
Chili, green, local	1kg	8.78	8.47	8.87	8.8	3.67	-1.04	-0.2	1كجم	فلفل أخضر حار محلي
Lettuce, local	1kg	5.97	5.7	5.72	5.84	4.81	4.37	2.36	1كجم	خس محلي
WaterCress, local	Bundle	1	0.98	0.98	0.99	1.53	1.94	1.22	حزمة	جرجير محلي

أولا : سلع الاستهلاك النهائي

السلع الغذائية

متوسطات الأسعار والتغيرات الشهرية والربعية والسوية لجميع المدن (شهر مايو ٢٠١٨)
Average prices monthly, quarterly and annual changes for All cities (MAY 2018)

Table 1-1

جدول ١-١

Item	Unit	متوسطات الاسعار Average Prices				نسبة التغير من مايو ٢٠١٨ إلى percent change for MAY 2018 to			الوحدة	البند
		مايو MAY 2018	أبريل APR 2018	فبراير FEB 2018	مايو MAY 2017	أبريل APR 2018	فبراير FEB 2018	مايو MAY 2017		
Onion, local	1kg	3.1	3.05	3.14	2.98	1.7	-1.12	4.13	كجم	بصل مدور محلي
Onion, imported	1kg	3.42	3.47	3.62	3.37	-1.61	-5.58	1.31	كجم	بصل مدور مستورد
Beans, Medammes (Hadaeq California)	Pack	3.54	3.63	3.69	3.39	-2.42	-4.12	4.33	علبه	فول مدسمي(حداق كاليفورنيا)
Tomatoes, Paste, local (Saudia)	135gm	1.52	1.52	1.53	1.48	-0.33	-1.11	2.57	جم 135	صلصة طماطم محلي(السعودية)
Lentils	1kg	8.64	8.99	9.01	8.82	-3.87	-4.08	-1.98	كجم	عدس
Potatoes, medium, local	1kg	3.25	3.15	3.08	3.13	3.27	5.51	4	كجم	بطاطس وسط محلي
Carrots, local	1kg	4.48	4.43	4.58	4.47	1.22	-2.23	0.18	كجم	جزر محلي
Fig, local	1kg	17.76	19.13	19.57	15.35	-7.17	-9.24	15.72	كجم	تين محلي
Plums	1kg	13.15	13.65	13.94	12.87	-3.71	-5.66	2.14	كجم	برقوق / بخاري تركي
Banana, Philippines Alsharbatli	1kg	5.55	5.71	6.12	5.02	-2.79	-9.34	10.56	كجم	فوز الشريشلي الفلبين
Apples, red, American	1kg	7.35	7.26	7.7	7	1.25	-4.53	5.06	كجم	تفاح أحمر أمريكي
Apples, Yellow	1kg	*7.58	7.64	—	—	-0.69	—	—	كجم	تفاح أصفر
Grapes, local	1kg	11.54	12.14	12.25	11.12	-4.98	-5.81	3.77	كجم	عنب محلي
Grapes, Lebanese	1kg	13.65	13.87	13.81	13.64	-1.59	-1.18	0.07	كجم	عنب لبناني
Orange, Abu Sorra Egyptian	1kg	5.14	4.96	4.38	5.19	3.53	17.3	-0.96	كجم	برتقال أبو صرة مصري
Mandarin, Pakistani	1kg	6.41	5.97	5.85	6.1	7.38	9.6	5	كجم	يوسفي باكستاني
Watermelon, local	1kg	2.54	2.9	2.84	2.53	-12.38	-10.49	0.32	كجم	حبيب (بطيخ) محلي
Melon, local	1kg	3.51	4.38	4.8	4.06	-19.77	-26.82	-13.42	كجم	شمام محلي
Pears, Medium, Lebanese	1kg	10.92	11.2	11.21	11.09	-2.52	-2.63	-1.56	كجم	كمثرى وسط لبناني
Dates, Rotab	1kg	12.82	12.87	13.08	13.43	-0.4	-2	-4.51	كجم	تمر (رطب)
Peach, Lebanese	1kg	13.78	15.24	15.88	13.53	-9.63	-13.27	1.84	كجم	خوخ لبناني
Pomegranates, Indian	1kg	13.92	14.08	12.74	13.3	-1.17	9.23	4.69	كجم	رمان هندي
Lemon, medium, Africa	1kg	7.25	7.45	7.1	7.74	-2.68	2.21	-6.24	كجم	ليمون وسط أفريقي
Mango, Pakistani	1kg	12.61	12.38	13.13	11.17	1.86	-3.94	12.88	كجم	منجا باكستاني
Dates, (Maknoz, Khilas)	1kg	14.55	14.67	14.72	14.88	-0.8	-1.12	-2.2	كجم	تمر (مكوز) إخلص
Olives, black, Spanish	1kg	15.61	15.61	15.3	14.27	-0.05	2.01	9.36	كجم 1	زيتون أسود أسباني
Sugar, soft, Al Ossra	10kg	28	29.76	30.12	29.49	-5.93	-7.05	-5.07	كجم 10	سكر ناعم (الأسرة)
Honey, imported (Langilies)	1kg	60.92	62.04	61.04	57.86	-1.81	-0.19	5.28	كجم 1	عسل نحل مستورد (اللانجليز)
Tea, black, loose	1.2 kg	42.4	42.64	42.35	39.63	-0.56	0.13	7	كجم 1.2	شاي أسود فريط (ربيع)
Coffee beans, Hri	1kg	35.62	36.21	36.49	33.98	-1.62	-2.37	4.82	كجم	بن حب - هرري
Coffee beans, Loqmati	1kg	26.64	26.75	27.16	25.36	-0.44	-1.91	5.02	كجم	بن حب - لقمتي
Coffee, instant, (Nescafé)	100gm	18.81	18.93	18.76	17.4	-0.62	0.26	8.07	جم 100	قهوة سريعة التحضير(نسكافية)
Cardamom, American	1kg	95.65	95.74	95.73	90.96	-0.1	-0.08	5.16	كجم	هيل أمريكي
Cardomom, Indian	1kg	102.51	102.96	102.59	97.36	-0.43	-0.07	5.29	كجم	هيل هندي
Soft Drinks	Pack	2.51	2.51	2.44	1.5	0.24	3.12	67.6	عليه	مشروبات غازية محلي
Water, Healthy	1.5L	1.98	1.99	2.03	1.93	-0.6	-2.8	2.6	لتر 1.5	مياه صحية
Juice, orange, canned local (Rani)	Pack	1.04	1.04	1.04	1	0	0.1	3.9	عليه	عصير برتقال معلب محلي(راني)
السلع غير الغذائية										
Cigarettes, Marlboro	Pack	25.09	25.06	25.14	12	0.14	-0.18	109.08	عليه	سجائر مالبورو
Men summer dress (Al Aseel)	thope	82.85	82.57	82.39	80.76	0.34	0.56	2.59	ثوب	ثوب صيفي رجالي(الأصيل)
Shemagh, (Al Bassam)	shemagh	107.91	107.72	107.91	104.95	0.17	0	2.82	شماغ	شماغ(البسام)
Egal, Syrian	Egal	27.26	27.18	27.22	26.17	0.32	0.14	4.16	عقال	عقال سوري
Shirt, internal, half sleeve (Al Aseel)	shirt	11.5	11.45	11.53	11.27	0.41	-0.27	2.09	قائله	قائله داخلية نصف كم(الأصيل)
Men's long trousers, (Al Aseel)	trousers	16.51	16.63	16.55	16.34	-0.7	-0.24	1.03	سروال	سروال طويل رجالي(الأصيل)
Women's Mantle National	abayah	107	105.72	106.79	104.56	1.21	0.19	2.33	عباءة	عباءة وطنية
Headdress, National	veil	24.8	24.51	24.82	23.91	1.18	-0.06	3.74	شيلة	شيلة (طرحة)
Coal, local	1kg	7.25	7.29	7.21	7.13	-0.66	0.54	1.61	كجم 1	فحم
Soap, powder for clothes (Tide)	110 gm	1.56	1.56	1.55	1.5	-0.13	0.32	3.46	جم 110	صابون بودرة للملابس(تايد)
Soap, liquid for utensils (Fairy)	1L	12.46	12.43	12.34	12.05	0.27	0.99	3.45	لتر 1	صابون سائل للأواني(فيري)
Bleach for Clothes (Clorox)	Gallon	15.81	15.63	15.56	14.61	1.13	1.61	8.18	جالون	دواء عسيل (مبييض ملابس)كلوركس
Tissue paper, local (Fine)	Pack	2.65	2.61	2.61	2.55	1.5	1.42	3.56	عليه	مناديل ورق محلي(فاين)
Children diaper, local (Pampers)	Size 5	57.89	57.48	57.75	55.3	0.72	0.24	4.69	عبوة مقاس 5	حفاضة أطفال محلية(بامبرز)
Insecticide, spray (Reid)	Packag	9.79	9.73	9.85	9.28	0.62	-0.55	5.49	عبوة	مبيد حشرات بخاخ(ريد)

متوسطات الأسعار والتغيرات الشهرية والربعية والسوية لجميع المدن (شهر مايو ٢٠١٨)
Average prices monthly, quarterly and annual changes for All cities (MAY 2018)

Table 1-1

جدول ١-١

Item	Unit	متوسطات الاسعار Average Prices				نسبة التغير من مايو ٢٠١٨ إلى percent change for MAY 2018 to			الوحدة	البند
		مايو MAY 2018	أبريل APR 2018	فبراير FEB 2018	مايو MAY 2017	أبريل APR 2018	فبراير FEB 2018	مايو MAY 2017		
Services										
Laundry's expenses of cleaning and ironing clothes	Service	3.39	3.39	3.39	3.34	0	0	1.38	خدمة	تفقات تنظيف وكوي الملابس بالمفصلة
Sewing for men and boys	Garment	88.14	85.84	84.71	85.37	2.67	4.05	3.24	تفصيل ثوب	خياطة للرجال والأولاد
Sewing for women and girls	Garment	56.9	55.25	54.25	55.99	2.99	4.88	1.63	تفصيل ثوب	خياطة للنساء والبنات
Revealed a general practitioner	Visit	46.62	46.62	46.62	46.15	0	0	1	زيارة	كشف طبيب عام
Revealed a dentist	Visit	147.76	148.31	147.98	143.3	-0.37	-0.15	3.11	زيارة	كشف طبيب اسنان
Detection pediatrician	Visit	65.69	65.09	65.17	62.54	0.92	0.8	5.04	زيارة	كشف طبيب اطفال
Fix a car (mechanics)	Repair Cost	90.95	91.18	92.2	92.4	-0.25	-1.36	-1.57	اجرة اصلاح	اصلاح سيارة (ميكانيكا)
Oil change	Cost	79.01	78.9	78.9	76.53	0.13	0.14	3.23	تكلفة	تغير زيت
The expenses of parties and weddings	Cost	13794.4	13600	13697.2	14242.9	1.43	0.71	-3.15	تكلفة	تفقات الحفلات والافراح
The cost of cooking the sacrificial	Cost	240.54	240.8	241.18	230.66	-0.11	-0.27	4.28	تكلفة	تكلفة طبخ الذبيحة
Furnished apartment	Cost	229.44	223.31	220.72	218.83	2.75	3.95	4.85	تكلفة	شقة مفروشة
Hotel accommodation	One-Room Fees	483.43	473.25	459.8	481.61	2.15	5.14	0.38	اجرة غرفة واحدة	اقامة بالفنادق
Hairdresser for men and boys	Hairdresse Fees	15.05	15.05	14.75	13.75	0	2.08	9.46	اجرة حلاقة	حلاقة للرجال والأولاد
Second:Intermediate consumption goods										
Feed and livestock										
Barley, imported	50kg	40.88	40.83	40.73	38.87	0.12	0.35	5.16	كيس ٥٠ كجم	شعير مستورد
Sheep, Najdi	1shep	1143.72	1097.6	1036.92	1125	4.2	10.3	1.66	خروف	عُلم نجدي
Sheep, Naemi	1shep	1109.29	1065.92	1002.35	1058.6	4.07	10.67	4.79	خروف	عُلم نعمي
Sheep, Barbari	1shep	435.42	423.59	422.73	418	2.79	3	4.17	خروف	عُلم بريبي
Sheep,Soakny	1shep	757.11	742.21	720.29	727.86	2.01	5.11	4.02	خروف	عُلم سواكني
Sheep, Bohooves	1shep	1029.48	997.59	932.07	961.15	3.2	10.45	7.11	خروف	عُلم حربي
Billy goat	shep1	710.71	690.67	665.45	698.93	2.9	6.8	1.69	تيس	تيس بلدي (جدع)
Constructional goods										
Reinforcing iron, 6mm national	Ton	3199.38	3207.85	3234.79	2939.68	-0.26	-1.09	8.83	طن	حديد تسليح ٦ مم وطني
Reinforcing iron, 8mm national	Ton	2616.34	2617.18	2665.09	2126.23	-0.03	-1.83	23.05	طن	حديد تسليح ٨ مم وطني
Reinforcing iron, 10mm national	Ton	2618.68	2623.24	2664.52	2126.23	-0.17	-1.72	23.16	طن	حديد تسليح ١٠ مم وطني
Reinforcing iron, 12mm national	Ton	2346.3	2330.64	2341.48	2052.95	0.67	0.21	14.29	طن	حديد تسليح ١٢ مم وطني
Reinforcing iron, 14mm national	Ton	2346.04	2330.55	2341.48	2051.31	0.66	0.19	14.37	طن	حديد تسليح ١٤ مم وطني
Reinforcing iron, 16mm national	Ton	2346.11	2330.55	2341.48	2050.82	0.67	0.2	14.4	طن	حديد تسليح ١٦ مم وطني
Reinforcing iron, 18mm national	Ton	2345.6	2329.74	2340.94	2049.75	0.68	0.2	14.43	طن	حديد تسليح ١٨ مم وطني
Iron-binding cables Chinese	10Kg	42.21	42.22	42.45	39.65	-0.02	-0.55	6.46	كجم 10	كبايل ربط الحديد صيني
Cement, black, National	50kg	12.48	12.64	12.97	12.53	-1.23	-3.73	-0.33	كيس ٥٠ كجم	إسمنت أسود وطني
Cement, white, National	50kg	38.63	38.75	38.98	39.89	-0.3	-0.91	-3.16	كيس ٥٠ كجم	إسمنت ابيض وطني
Block, black, 15cm	1000Blocks	1422.36	1423.6	1430.91	1467.46	-0.09	-0.6	-3.07	بلوك 1000	بلوك اسود مقاس ١٥ سم
Block, black, 20cm	1000Blocks	1491.4	1489.41	1498.64	1544.44	0.13	-0.48	-3.43	بلوك 1000	بلوك اسود مقاس ٢٠ سم
Marble tiles, National	2m	21.48	21.45	21.56	21.23	0.15	-0.37	1.15	م ٢	بلاط كسر رخام بلدي
Wood, Chilian	3m	1006.6	1006.32	994.5	951.56	0.03	1.22	5.78	م ٣	خشب تشيلي
Wood, Romanian	3m	1017.59	1017	1005.07	968.54	0.06	1.25	5.06	م ٣	خشب روماني
Wood, Teak, African	3m	4491.67	4515.51	4426.63	4235.71	-0.53	1.47	6.04	م ٣	خشب تيك افريقي
Wood, Ablakash Indonesian	3m	2399.29	2402.35	2394.11	2280.47	-0.13	0.22	5.21	م ٣	خشب ابلاكاش إندونيسي
Electrical wires, 2,5mm national	m	0.76	0.76	0.76	0.64	0.53	0.26	18.82	متر	أسلاك كهربائية ٢,٥ مم وطني
Electrical wires, 4mm national	m	1.14	1.13	1.13	1.01	0.71	0.98	12.14	متر	أسلاك كهربائية ٤ مم وطني
Electrical wires, 6mm national	m	1.74	1.74	1.72	1.55	-0.06	1.1	12.74	متر	أسلاك كهربائية ٦ مم وطني
Electrical cables, 10mm national	m	13.46	13.43	13.39	11.62	0.26	0.56	15.86	متر	كبايل كهربائية ١٠ مم وطني
Electrical cables, 25mm national	m	29.71	29.69	29.74	24.91	0.07	-0.08	19.29	متر	كبايل كهربائية ٢٥ مم وطني
Electrical cables, 35mm national	m	37.94	37.75	38.19	32.1	0.5	-0.66	18.19	متر	كبايل كهربائية ٣٥ مم وطني
Electrical cables, 50mm national	m	52.27	52.08	52.67	43.9	0.35	-0.76	19.07	متر	كبايل كهربائية ٥٠ مم وطني
Electrical cables, 70mm national	m	73.85	73.28	73.71	63.17	0.77	0.19	16.91	متر	كبايل كهربائية ٧٠ مم وطني
Electrical cables, 95mm national	m	102.86	102.94	102.81	88.52	-0.08	0.05	16.2	متر	كبايل كهربائية ٩٥ مم وطني
Electrical cables, 120mm national	m	129.89	128.43	129.69	113.88	1.14	0.16	14.06	متر	كبايل كهربائية ١٢٠ مم وطني
Electrical cables, 300mm national	m	319.3	316.72	315.53	279.15	0.81	1.2	14.39	متر	كبايل كهربائية ٣٠٠ مم وطني
Sand, soft, white	3m	50.46	50.68	49.73	49.16	-0.44	1.46	2.63	م ٣	رمل ناعم ابيض

ثانيا : سلع الاستهلاك الوسيط

الأعلاف والحيوانات الحية

السلع الأثاثية

متوسطات الأسعار والتغيرات الشهرية والربعية والسوية لجميع المدن (شهر مايو ٢٠١٨)
Average prices monthly, quarterly and annual changes for All cities (MAY 2018)

Table 1-1

جدول ١-١

Item	Unit	متوسطات الاسعار Average Prices			نسبة التغير من مايو ٢٠١٨ إلى percent change for MAY 2018 to			الوحدة	البند
		مايو MAY 2018	أبريل APR 2018	فبراير FEB 2018	مايو MAY 2017	أبريل APR 2018	فبراير FEB 2018		
Mixed Sand (sand and pebble)	3m	42.02	42.01	41.68	43.3	0.04	0.82	-2.94	م ^٣ مخلوط (رمل و حصص)
Red Sand	3m	22.97	22.98	22.96	22.92	-0.03	0.06	0.23	م ^٣ رمل احمر
Resistant Concrete 350 K	3m	188.98	189.79	189.69	196.2	-0.43	-0.37	-3.68	م ^٣ خرسانة مقاوم ٣٥٠ ك
Resistant Concrete 250 K	3m	170.63	171.08	171.32	177.53	-0.26	-0.4	-3.89	م ^٣ خرسانة مقاوم ٢٥٠ ك
Normal Concrete 350 K	3m	179.08	180.09	179.3	186.55	-0.56	-0.12	-4	م ^٣ خرسانة عادي ٣٥٠ ك
Normal Concrete 250 K	3m	160.87	161.33	161.08	168.18	-0.28	-0.13	-4.34	م ^٣ خرسانة عادي ٢٥٠ ك
National Gypsum	40 kg	11.3	11.36	11.25	11.05	-0.52	0.48	2.28	كيس ٤٠ كجم جبس وطني
Aluminum (Saudi, Arch side)	5.8 m	66.35	66.47	65.81	62.43	-0.18	0.82	6.28	م 5.8 ألمنيوم (حلق جنب سعودي)

(*) Has been modified for the specification of the item

(*) يوجد تعديل لمواصفة البند



The Most Prominent Relative Changes Monthly

For All cities

السلع والخدمات التي سجلت أكبر نسبة إرتفاع خلال شهر
مايو ٢٠١٨ مقارنة بشهر أبريل ٢٠١٨

Goods and services that recorded the highest percentage increase during the month
May 2018 comparing to April 2018

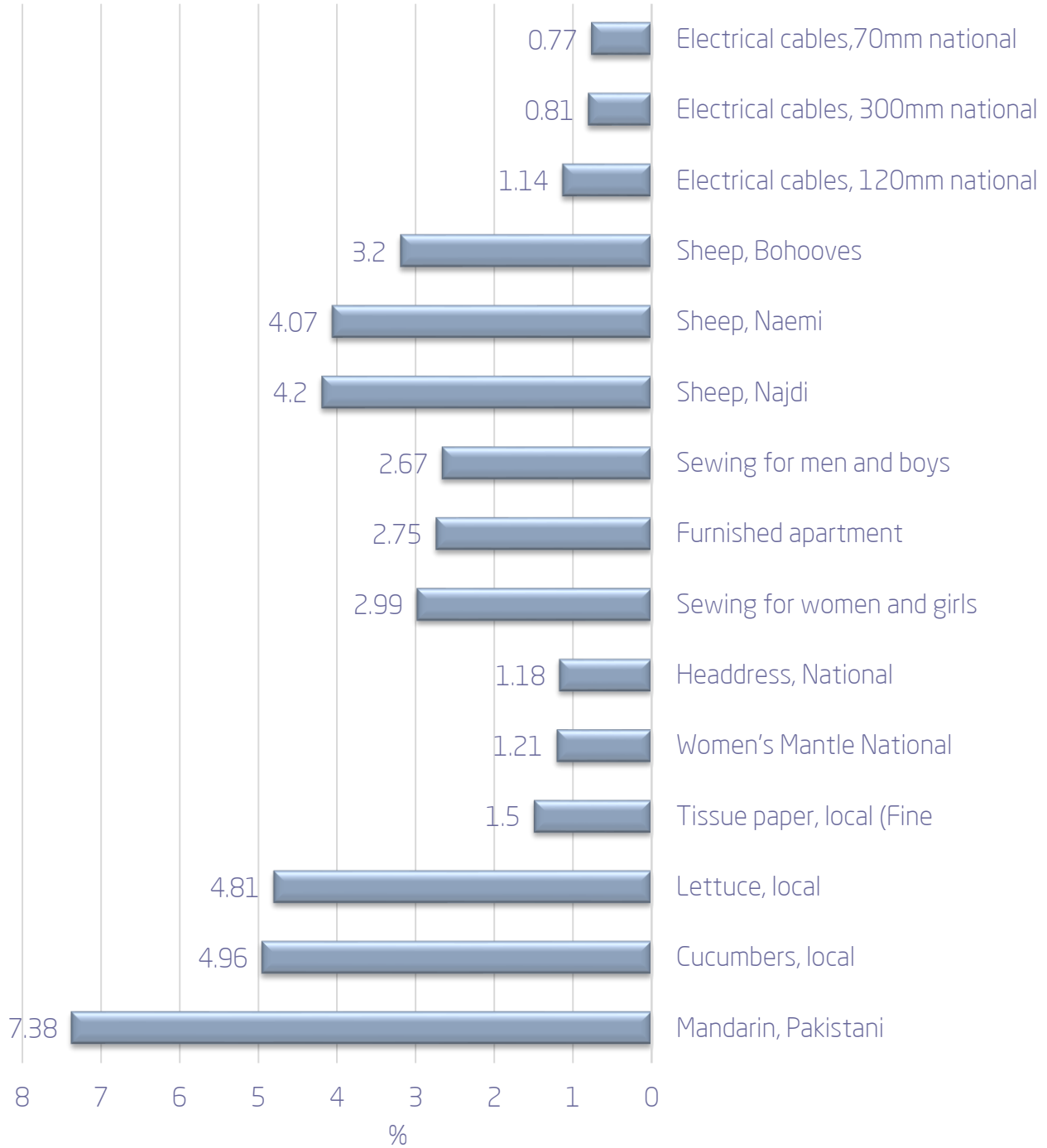
Table 5-1 (1)

جدول ١-٥ (١)

Item	نسبة التغير Percent Change	البند
First:Goods of final Consumption		أولا : سلع الاستهلاك النهائي
Food commodities		السلع الغذائية
Mandarin, Pakistani	7.38	يوسفي باكستاني
Cucumbers, local	4.96	خيار محلي
Lettuce, local	4.81	خس محلي
Zucchini, local	4.79	كوسة محلي
Eggplants, black, local	4.32	بادنجان أسود محلي
Non-food goods		السلع غير الغذائية
Tissue paper, local (Fine)	1.5	مناديل ورق محلي(فاين)
Women's Mantle National	1.21	عباءة نسائية
Headdress, National	1.18	شيلة (طرحة)
Bleach for Clothes (Clorox)	1.13	دواء غسيل (مبيض ملابس) كلوركس
Children diaper, local (Pampers)	0.72	حفاضات أطفال محلية(بامبرز)
Services		الخدمات
Sewing for women and girls	2.99	خياطة للنساء والبنات
Furnished apartment	2.75	شقه مفروشه
Sewing for men and boys	2.67	خياطة للرجال والأولاد
Hotel accommodation	2.15	اقامة بالفنادق
The expenses of parties and weddings	1.43	نفقات الحفلات والافراح
Second:Intermediate consumption goods		ثانيا : سلع الاستهلاك الوسيط
Feed and livestock		الأعلاف والحيوانات الحية
Sheep, Najdi	4.2	غنم نجدى
Sheep, Naemi	4.07	غنم نعيمى
Sheep, Bohooves	3.2	غنم حرى
Billy goat	2.9	تيس بلدى (جذع)
Sheep, Barbari	2.79	غنم بربرى
Constructional goods		السلع الإنشائية
Electrical cables, 1,20mm national	1.14	كابل كهربائية ١٢٠م وطنى
Electrical cables, 300mm national	0.81	كابل كهربائية ٣٠٠م وطنى
Electrical cables,70mm national	0.77	كابل كهربائية ٧٠م وطنى
Electrical wires, 4mm national	0.71	أسلاك كهربائية ٤م وطنى
Reinforcing iron, 18mm national	0.68	حديد تسليح ١٨م وطنى



Goods and services that recorded the highest percentage increase during the month May 2018 comparing to April 2018



السلع والخدمات التي سجلت أكبر نسبة انخفاض خلال شهر

مايو ٢٠١٨ مقارنة بشهر أبريل ٢٠١٨

Goods and services that recorded the highest percentage decrease during the month
May 2018 comparing to April 2018

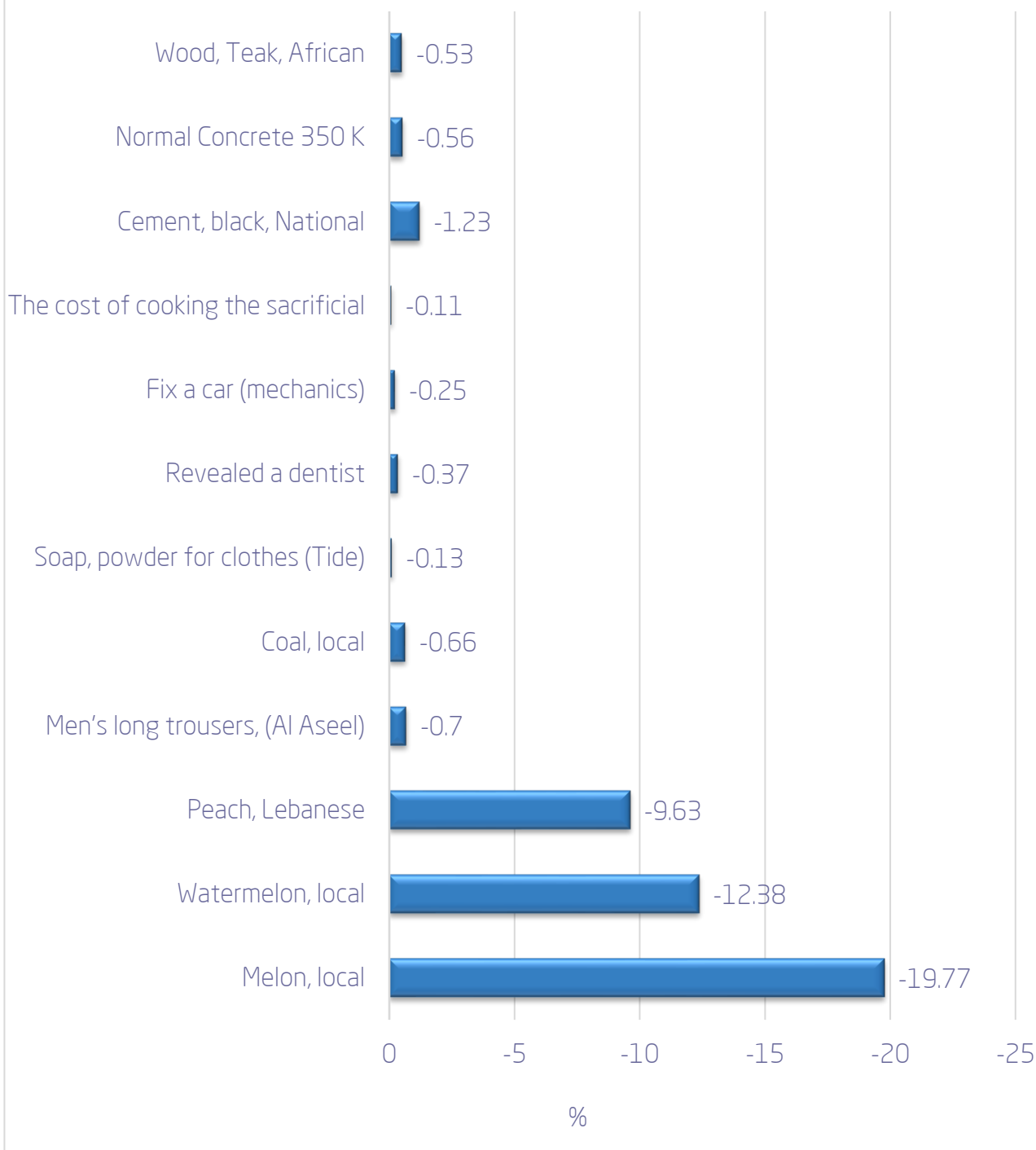
Table 5-1 (2)

جدول ١-٥ (٢)

Item	نسبة التغير Percent Change	البند
First:Goods of final Consumption		أولاً : سلع الاستهلاك النهائي
Food commodities		السلع الغذائية
Melon, local	-19.77	شمام محلي
Watermelon, local	-12.38	حبيب (بطيخ) محلي
Peach, Lebanese	-9.63	خوخ لبناني
Fig, local	-7.17	تين محلي
Peppers, green, local	-6.86	فلفل أخضر بارد محلي
Non-food goods		السلع غير الغذائية
Men's long trousers, (Al Aseel)	-0.7	سروال طويل رجالي(الأصيل)
Coal, local	-0.66	فحم
Soap, powder for clothes (Tide)	-0.13	صابون بودرة للملابس(تايد)
Services		الخدمات
Revealed a dentist	-0.37	كشف طبيب اسنان
Fix a car (mechanics)	-0.25	اطلاح سيارة (ميكانيكا)
The cost of cooking the sacrificial	-0.11	تكلفة طبخ الذبيحة
Second:Intermediate consumption goods		ثانياً : سلع الاستهلاك الوسيط
Constructional goods		السلع الإنشائية
Cement, black, National	-1.23	إسمنت أسود وطني
Normal Concrete 350 K	-0.56	خرسانة عادي ٣٥٠ ك
Wood, Teak, African	-0.53	خشب تيك أفريقي
National Gypsum	-0.52	جبس وطني
Sand, soft, white	-0.44	رمل ناعم أبيض



Goods and services that recorded the highest Percentage decrease during the month May 2018 comparing to April 2018



متوسطات أسعار السلع والخدمات
Average Prices of goods & services


متوسط أسعار بعض المواد الانشائية لجميع المدن خلال عام ٢٠١٨م

Average prices of some construction materials all cities during 2018

Saudi Riyals

ريال سعودي

الأخشاب Timber (متر مكعب) M3	الكابيل Cabling (متر طولي) M	الأسمنت Cement كيس (٥٠) كيلو Bag (50) kg	الحديد Iron (طن) Ton	الخرسانة الجاهزة Ready-mixed concrete (متر مكعب) M3	التاريخ الهجري Hijri Date	الشهر Month
2273.3	31.3	12.7	2218.5	154.28	١١/١٢/١٤٣٧ قبل هـ	متوسط عام ٢٠١٦م Ann.avaerge
2633.79	31.37	13.12	2533	178.25	1439/04/14	يناير Jan
2605.08	31.93	12.98	2561	175.35	1439/05/15	فبراير Feb
2639.97	31.88	13.01	2563	176.27	1439/06/13	مارس Mar
2641.39	31.73	12.82	2539	175.57	1439/07/15	أبريل Apr
2632.52	31.81	12.74	2545	174.89	1439/08/15	مايو May



الهيئة العامة للإحصاء
General Authority for Statistics