



الهيئة العامة للإحصاء
General Authority for Statistics

Average Prices of Goods and Services

June 2018



Contents

No.	Subject	No. Page
1	Introduction	3
2	Methodology of Average Prices of Goods and Services	4
3	Movements of average prices of goods and services (Tables)	11



Introduction:

As part of its efforts to draw a clear picture of what is going on in the Kingdom's markets, the General Authority for Statistics has constructed several indicators through which the movements of prices of goods and services and the changes that may occur from time to time in the retail market (Consumer Price Index) as well as wholesale prices (Wholesale Price Index) according to a methodology specific to each.

Since the prices collected for the goods and services included in the creation of the Indices of consumer price index and wholesale prices are carried out according to the regulations of their own methodology, including the way in which the basket of goods and services as well as commodity specifications are determined, the need to work to follow the movement of prices of goods and services in the markets according to A different statistical approach and methodology that is flexible and inclusive in the name of "average prices in the Kingdom of Saudi Arabia" in response to the need of a large number of beneficiaries who want to obtain prices of some goods directly without using these prices to calculate other indicators except change ratios from period to period.

General Authority for Statistics

Price statistics Division

P.O. 3735 Riyadh 11481

<http://www.stats.gov.sa>

E-mail: Info@stats.gov.sa



First: Definitionally Data

Definition:

Average prices are defined as a statistical metric of the changes in any term prices with classifications of fixed and specific period.

Description:

An indicator that measures the movements of the prices of goods and services in the markets according to a statistical methodology that follows special regulations and restrictions that are comprehensive, flexible and quality by calculating average prices, monthly, quarterly and annual changes at the city level and at the Kingdom's level. As well as the most significant monthly relative changes.

Related Terms and Definitions:

Goods and Services:

Most consumed goods and services by household consumer for living purposes.

Point of Sale:

Establishments or units from which the price data of goods and services included in the basket of goods are collected, such as retail stores such as grocery stores and clothing stores, as well as various consumer services such as physicians, tailoring, car maintenance, apartments and hotels, Head) and other service shops.

Average Prices:

The sum of the product's total price divided by the number of pricing.

Constructional Goods:

Main goods that are related to the construction of housing and government contracts (Iron, Cables, etc.).

Continuity:

To guarantee the continuity of practicing the activity for a long period of time.

Frequency:

Purchasing movement in the sale point.

Rate Change:

The rate of change between an existing period and a previous period.



Objectives:

The Kingdom of Saudi Arabia's average price program aims at the publication of the prices of retail goods and services and their changes from time to time, concerning a list of goods and services of interest to the consumer, where their specifications are determined accurately to calculate their average prices within every sole city and at the level of the Kingdom as a whole.

Periodic Publication:

The results of average prices of goods and services are published monthly.

Data Source:

Data are collected from retail sources, factories, suppliers and service delivery stores.

Coverage:

Spatial Coverage

The survey of price averages covers all 13 regions of the Kingdom, where price data are collected from sixteen major cities representing thirteen cities, including the administrative regions (Riyadh, Makkah, Madinah, Buraydah, Dammam, Abha, Tabuk, Hail, Arar, Jazan, Najran, Baha, and Sakaka) as well as three other cities (Jeddah, Taif, Hofuf).

Time Coverage:

Most goods and services basket items are collected monthly according to a specific pricing plan.

Used Classification Methodology:

Special classification appropriate to the nature of the program and includes a list of the basket of goods and services that meet the interests and needs of beneficiaries, according to the following classification:

Classification of Goods by Use of Material	Group	No. Items
Goods of Final Consumption	Food Goods	88
	Non-Food Goods	15
	Service Goods	13
Intermediate Consumption Goods	Feed and Livestock	8
	Construction	37
Total		161



Goods and Services Basket:

The basket of goods and services was selected based on the relative importance of the consumer and the requests of the beneficiaries, after reviewing the availability of those items with fixed specifications in all the research areas.

Main Results and Indicators:

- 1) Average prices and monthly, quarterly and annual changes for all cities.
- 2) Average monthly prices of cities.
- 3) Quarterly, semi-annual and annual average prices for all cities.
- 4) Monthly price averages for all cities.
- 5) Highlights of monthly relative changes.
- 6) Average prices of some construction materials for all cities during the year.

Beneficiaries:

1. Departments that are concerned with statistical analysis and reports in the Authority.
2. Regional and international organizations.
3. Academic researchers and investors.
4. Number of other beneficiaries (internal and external).

Benefits:

Data of the average prices of goods and services are a statistical means of:

1. Supports the implementation of some appropriate economic decisions by the official authorities through monitoring the movements of average prices of goods and services and its components.
2. Supporting researchers and investors by knowing the average prices of goods and services in the Kingdom.
3. Measuring changes in prices of goods and services that the consumer buys from time to time.
4. It can be relied upon in the economic and statistical analyzes of price movements and future forecasts during different periods of time.
5. Data on average goods and services prices help estimate contractors' compensation in government contracts.

Second: Survey Methodology

Research Requirements:

To determine their requirements and needs, the survey should be conducted in consultation with the clients benefiting from the results of average prices of goods and services. This communication continues to ensure that the needs of the beneficiaries are met during the development processes of the survey.



Designing the Survey Form:

In the first beginnings of creating the survey in (2009), a paper form was designed to collect data from points of sale. The design was formed to refer to geographical indications to reach points of sale such as:(shop number, shop name, city, neighborhood, alley number, sector number, block number, street, location, and coordinates).

The form also includes a description of the item or service to be monitored for its price, specifications and changes, such as: (item code, item name, specifications, unit, price, analysis code and field notes).

In the year 2016, the form was applied electronically to the collection of data through electronic devices. The electronic form included additional data added to the original data included in the paper form, such as: (activation of the coordination feature, increasing the quality and reliability of prices, data is collected through tablets technology).

The Frame:

The general framework of the establishments census was based on the selection of the sample based on the consumer price index sample, in addition to the construction goods.

The Sample:

The basket of goods and services was selected based on their importance to the family, the construction goods were selected as the main goods in the construction of the house for the family and government contracts. While the points of sale from which prices of different goods and services were collected were based on:

1. Use the framework of the enumeration of enterprises.
2. Several factors are available at the selected point of sale such as (permanence, frequency).
3. Consider the spread of points of sale at the city level in all directions.
4. Considering the diversity of point of sale (hypermarket, supermarket, catering, specialized shop, shop).

Sampling Unit:

The sampling units in the survey of price averages are:

1. Consumer goods obtained by the individual from points of sale at the retail price or factories and suppliers.
2. The service received by the individual from points of service delivery at retail price.

Collecting Data:

The method of data collection was determined according to several controls and criteria as follows:



1. Commitment to the approved pricing method with the specifications guide for each item in the survey.
2. Adopt the method of collecting price data from point of sale personally by interviewing.
3. Data collection using tablets instead of writings for more efficiency.
4. Approve the price of the day of visit to the point of sale according to the approved pricing plan for the item.
5. Commitment to the standard specified for each item.

Data Collection Tools:

Researchers in the field collect data from tablet devices equipped with technical support programs.

Upload and Archive Data and Metadata Collected on Databases:

In the field, the researcher performs the direct input of the data collected using the handheld devices in all the research cities.

- Tablets are linked to a central database where processing is automated.
- Using researchers for the synchronization feature available on tablets, data collected directly on the databases are loaded.

Auditing Data and Assuring Its Quality:

Auditing data and assuring its quality can be done by:

1. Making sure of prices and data comprehension and logicity.
2. Revising all prices and editing them if needed (all over the city and all over Saudi Arabia)
3. Checking the revision reports and editing them if needed.
4. Using technology to revise the other elements of data quality (autocorrecting rules, coordinates...etc.) so that the pricing plan can be implemented quickly.
5. Constant follow up by the program supervisor and the regions supervisors.
6. Applying a re-visiting form by (the supervisor or quality observer). The form would ask for another visit to the sale point, from which data are collected, just to make sure that all data are correct and accurate.
7. Comparing the randomly chosen commodity prices.
8. Applying commodity Concealment processors and resources change.

Follow-up with Data Collectors:

Data collection is subject to automatic follow-up by connecting and synchronizing the supervisor's desktop software with the tablets used by the researcher to alert them to the presence of observations or errors about the data entered into the system. The team of specialists in the central administration and branches and offices of the



Authority have frequent periodic visits to each city of research according to a specific time schedule, and the quality sample is automatically withdrawn at the level of the city and researcher and alerting researchers to the existence of any observations or errors about the data entered into the system.

Follow-up of Data Providers:

Survey supervisors in various regions of the Kingdom periodically conduct several visits and communications to several data providers to verify the validity of the data collected and the way the interviewer interviewed the data provider.

Equations used and calculation process:

The average price of goods and services is calculated on an arithmetic basis.

The rate of change in prices of goods and services is calculated as follows:

Change rate = (average of current period - average of previous period) / average of previous period × 100.

Downloading the Output of Databases:

All data outputs resulting from the calculations are loaded and saved to editable databases.

Review and Process Outputs:

The Department reviews and processes the data through an automated audit system and correction rules developed to detect errors and irregular numbers.

Data Confidentiality:

Commitment to data confidentiality and use them for statistical purposes of the General Authority for Statistics only.

Publishing:

Data are published according to the following methodology:

1. Publishing the commodity and services average price results monthly.
2. Publishing them on specified and announced dates on the authority official website.
3. The authority official website www.stats.gov.sa is a certified and official publishing platform.
4. Providing all kinds of beneficiaries with the results using the appropriate mechanism.

Evaluation and Data Quality:

To ensure the highest accuracy in the data, it is necessary to follow the progress of work in all stages of the office and field and to ensure the complete collection of data according to the specific specifications and periodicity of each of the items included in the program. The main lines for the application of quality are as follows:



- Preparation of various software to examine the data and ensure accuracy, and development continuously.
- Use tablet pricing devices and set up special programs linked to POS sites to ensure that the researcher arrives at the desired site and adheres to the pricing timing as well.
- A team of specialists in the central administration and branches and offices of the Authority to conduct frequent periodic visits to each city of research according to a specific time schedule so that the quality sample is drawn automatically and deliberately at the level of the city and researcher.
- Evaluate work periodically.
- Monitoring and studying the remarks and suggestions received from the beneficiaries of the results to improve the quality of the data in the future.



Movements of average prices of goods and services (Tables)

متوسطات الأسعار والتغيرات الشهرية والربعية والسوية لجميع المدن (شهر يونيو ٢٠١٨)
Average prices monthly, quarterly and annual changes for All cities (JUNE 2018)

جدول ١-١

Table 1-1

Item	Unit	متوسطات الاسعار Average Prices			نسبة التغير من يونيو ٢٠١٨ إلى percent change for JUN 2018 to			الوحدة	البند	
		يونيو JUN 2018	مايو MAY 2018	مارس MAR 2018	يونيو JUN 2017	مايو MAY 2018	مارس MAR 2018			يونيو JUN 2017
First:Goods of final Consumption										
Food commodities										
Wheat flour, local, brown(Grain Silos)	1kg	2.34	2.35	2.4	2.27	-0.17	-2.33	3.21	١كجم	دقيق قمح محلي اسمه(صوامع الفلال)
Wheat flour, local,white(Grain Silos)	2kg	3.73	3.76	3.72	3.62	-0.61	0.27	3.26	2كجم	دقيق محلي أبيض(صوامع الفلال)
Rice, Basmati, White Indian (Al Mehideb)	10kg	84.2	83.9	83.41	80.55	0.35	0.94	4.53	10كجم	أرز بسمتي أبيض هندي(المهيدب)
Rice, Maza Indian(Abu Kas)	10kg	69.35	67.28	67.72	59.61	3.09	2.42	16.34	10كجم	أرز مزة هندي (أبو كاس)
Shariya, Perfetto	250gm	4.71	4.56	4.62	4.47	3.33	2.01	5.32	٢٥٠ جم	شعرية بيرفيتو
Macaroni, Perfetto, Local	500gm	4.75	4.61	4.72	4.55	3.08	0.64	4.26	٥٠٠ جم	مكرونية بيرفيتو محلي
Soup of Oats, canned (Quaker)	500gm	8.58	8.3	8.78	8.46	3.42	-2.23	1.47	٥٠٠ جم	شوربة علب شوفان
Bread, white	4loaves	1.03	1.03	1.03	1	0	-0.58	2.7	4 أرغفة	خبز أبيض مفروود
Cattle Meat, fresh	1kg	37.91	37.93	38.09	37.53	-0.06	-0.46	1.01	1 كجم	لحم بقر طازج
Sheep Meat, fresh	1kg	47.55	47.47	47.03	47.15	0.17	1.12	0.85	1 كجم	لحم خأن طازج
Camel Meat, fresh	1kg	38.51	38.34	38.4	39.27	0.44	0.29	-1.92	1 كجم	لحم جمل طازج
Sheep Meat, cooled imported	1kg	38.56	37.01	38.64	37.42	4.2	-0.2	3.07	1 كجم	لحم خأن مبرد مستورد
Chicken, fresh, local (Faqih)	900gm	13.08	13.07	13.04	12.35	0.1	0.31	5.91	٩٠٠ جم	دجاج طازج محلي(فقيه)
Chicken, frozen, local (Al wataniya)	900gm	11.76	11.72	11.66	10.85	0.3	0.88	8.42	٩٠٠ جم	دجاج مجمد محلي(الوطنية)
Chicken, frozen imported (Doux)	900gm	11.56	11.61	11.33	10.24	-0.43	2.01	12.83	٩٠٠ جم	دجاج مجمد مستورد(دو)
Fish, fresh, (Kanaad)	1kg	52.06	52.5	54.84	52.79	-0.84	-5.08	-1.38	1 كجم	سمك طازج كنفد
Fish, fresh, (Hamour)	1kg	43.61	43.45	44.28	43.11	0.38	-1.52	1.16	1 كجم	سمك طازج هامور
Shrimp, peeled, fresh	1kg	77.04	77.44	77.42	75.83	-0.52	-0.49	1.59	1 كجم	روبيان طازج مقشر
Milk, fresh, local (Al Maraai)	1L	4.24	4.23	4.18	4	0.28	1.58	6.1	لتر	حليب طازج محلي(المراعي)
Milk, Liquid, Canned (Boni)	170gm	2.72	2.7	2.74	2.6	0.67	-0.84	4.74	١٧٠ جم	حليب سائل معلق(بوني)
Milk, Powder, canned (Nido)	1.8kg	57.38	57.39	58.68	50.38	-0.02	-2.23	13.89	1.8كجم	حليب بودرة معلق(نيدو)
Milk, Newborn Babies (Similac 1)	400 gm	29.93	29.99	30.08	28.98	-0.19	-0.48	3.28	٤٠٠ جم	حليب أطفال حديثي الولادة(سميلاك ١)
Milk, fresh, local (Al Saffi)	1.5L	5.34	5.34	5.22	5	-0.02	2.36	6.76	١.٥ لتر	لبن طازج محلي(الصفافي)
Yoghurt, (Al Saffi)	170gm	1.04	1.04	1.04	1	-0.1	-0.57	3.8	١٧٠ جم	لبن زبادي - روب(الصفافي)
Cream, (Al Tag)	155 gm	4.66	4.61	4.57	4.52	1.02	1.97	3.05	١٥٥ جم	قشطة التاج
Cheese, Canned, Schieder (Kraft)	106 gm	5.19	5.14	5.09	4.93	0.99	2.02	5.42	١٠٦ جم	جبنة شيدر علب(كرفت)
Cheese, Cupped, Local (Al Marrai)	500 gm	15.25	15.52	15.49	14.5	-1.71	-1.54	5.2	٥٠٠ جم	جبنة كاسات محلي(المراعي)
Cheese, Cupped imported, (Kraft)	140gm	6.21	6.21	6.23	5.92	0.05	-0.3	5	١٤٠ جم	جبنة كاسات مستورد(كرفت)
Cheese, triangles (Lavache quri)	Pack	3.93	3.92	3.92	3.66	0.26	0.18	7.35	علبة	جبنة مثلثات(لافش كيري)
Eggs, local, medium	plate	14.07	14.13	13.32	12.13	-0.43	5.63	16.02	طبق	بيض محلي
Butter, Lurpak	100gm	5.05	4.95	5.03	3.98	1.92	0.26	26.69	١٠٠ جم	زبد (لورباك)
Olive oil, imported (Al Wazir)	500ml	17.17	16.97	17.33	16.01	1.15	-0.92	7.25	٥٠٠ مل	زيت زيتون مستورد(الوزير)
Maize oil, (cooking), Afiya	1.8L	21.76	21.85	21.96	21.48	-0.42	-0.91	1.3	١.٨ لتر	زيت ذرة (للطهي) عافية
Vegetable oil, (frying) Al arabi	1.8L	15.07	15.19	15.1	15.01	-0.82	-0.23	0.37	١.٨ لتر	زيت نباتي (للقللي العربي)
Pumpkin	1kg	6.73	6.71	6.09	5.69	0.39	10.62	18.21	١كجم	قرع عسلي
Cabbage, white	1kg	3.02	2.97	2.91	2.95	1.65	3.89	2.37	١كجم	ملفوف أبيض
Parsley	Bundle	1.01	1.03	0.99	1.05	-2.24	2.03	-4.65	حزمة	بقونس
Spinach	Bundle	1.11	1.15	1.11	1.1	-3.23	0.18	0.73	حزمة	سبانخ
Beans, green	1kg	11.04	10.15	10.8	9.9	8.81	2.23	11.56	١كجم	فاصوليا خضراء
Tomatoes, local	1kg	4.96	4.48	4.66	4.86	10.65	6.44	2	١كجم	طماطم محلي
Tomatoes, imported	1kg	5.02	4.86	4.77	5.25	3.42	5.22	-4.33	١كجم	طماطم مستورد
Garlic, Chinese	1kg	8.66	8.74	8.82	12.7	-0.97	-1.82	-31.83	١كجم	ثوم صيني
Okra, local	1kg	15.2	15.2	15.36	14.62	0.01	-1.06	4	١كجم	بامية محلي

أولا : سلع الاستهلاك النهائي

السلع الغذائية

متوسطات الأسعار والتغيرات الشهرية والربعية والسنوية لجميع المدن (شهر يونيو ٢٠١٨)
Average prices monthly, quarterly and annual changes for All cities (JUNE 2018)

جدول ١-١

Table 1-1

Item	Unit	متوسطات الاسعار Average Prices			نسبة التغير من يونيو ٢٠١٨ إلى percent change for JUN 2018 to			الوحدة	البند
		يونيو JUN 2018	مايو MAY 2018	مارس MAR 2018	يونيو JUN 2017	مايو MAY 2018	مارس MAR 2018		
Corchorus, local	Bundle	2.2	2.23	2.25	2.13	-1.48	-2.31	3.33	حزمة ملوخية محلي
Eggplants, black, local	1kg	4.57	4.46	4.55	4.29	2.29	0.42	6.53	لكجم بادنجان أسود محلي
Zucchini, local	1kg	5.52	5.43	5.04	5.09	1.75	9.61	8.47	لكجم كوسة محلي
Cucumbers, local	1kg	4.97	4.63	4.95	4.38	7.38	0.51	13.61	لكجم خيار محلي
Peppers, green, local	1kg	7.44	7.12	7.39	7.78	4.48	0.73	-4.33	لكجم فلفل أخضر بارد محلي
Chili, green, local	1kg	8.9	8.78	8.48	8.72	1.37	4.95	2.08	لكجم فلفل أخضر حار محلي
Lettuce, local	1kg	6.26	5.97	5.52	5.96	4.79	13.39	4.96	لكجم خس محلي
WaterCress, local	Bundle	0.99	1	0.98	1	-1.1	0.92	-1.5	حزمة حرجير محلي
Onion, local	1kg	3.11	3.1	3.09	2.91	0.32	0.65	6.87	لكجم بصل مدور محلي
Onion, imported	1kg	3.45	3.42	3.52	3.37	0.97	-2.16	2.31	لكجم بصل مدور مستورد
Beans, Medammes (Hadaeq California)	Pack	3.58	3.54	3.67	3.46	1.02	-2.61	3.44	علبة فول مدمس(حداق كاليفورنيا)
Tomatoes, Paste, local (Saudia)	135gm	1.51	1.52	1.52	1.49	-0.07	-0.53	1.75	جم 135 صلصة طماطم محلي(السعودية)
Lentils	1kg	8.96	8.64	9.08	8.75	3.63	-1.37	2.33	لكجم عدس
Potatoes, medium, local	1kg	3.33	3.25	3.14	3.11	2.49	6.25	7.17	لكجم بطاطس وسط محلي
Carrots, local	1kg	4.65	4.48	4.64	4.71	3.64	0.15	-1.4	لكجم جزر محلي
Fig, local	1kg	16.68	17.76	19.26	15.37	-6.1	-13.43	8.48	لكجم تين محلي
Plums	1kg	12.86	13.15	13.52	13.01	-2.18	-4.92	-1.13	لكجم برقوق / بخاري تركي
Banana, Philippines Alsharbatli	1kg	5.5	5.55	5.77	5.07	-0.83	-4.68	8.6	لكجم موز الشربتي الفلبين
Apples, red, American	1kg	7.5	7.35	7.51	7.13	2.05	-0.12	5.22	لكجم تفاح أحمر أمريكي
Apples, Yellow	1kg	*7.7	7.58	7.52	—	1.49	2.27	—	لكجم تفاح أصفر
Grapes, local	1kg	10.45	11.54	11.66	10.14	-9.41	-10.39	3.09	لكجم عنب محلي
Grapes, Lebanese	1kg	13.85	13.65	13.69	13.51	1.47	1.2	2.52	لكجم عنب لبناني
Orange, Abu Sorra Egyptian	1kg	5.24	5.14	4.42	5.26	2.04	18.67	-0.3	لكجم برتقال أبو صرة مصري
Mandarin, Pakistani	1kg	6.89	6.41	5.63	6.53	7.59	22.46	5.48	لكجم يوسفي باكستاني
Watermelon, local	1kg	2.4	2.54	2.9	2.35	-5.55	-17.24	2.26	لكجم حبيب (بطيخ) محلي
Melon, local	1kg	3.47	3.51	4.87	3.77	-1.22	-28.8	-8.11	لكجم شمام محلي
Pears, Medium, Lebanese	1kg	11.13	10.92	11.12	11.29	1.97	0.07	-1.36	لكجم كمثرى وسط لبناني
Dates, Rotab	1kg	14.28	12.82	13.11	13.13	11.36	8.91	8.7	لكجم تمر (رطب)
Peach, Lebanese	1kg	14.08	13.78	16.2	13.31	2.22	-13.09	5.82	لكجم خوخ لبناني
Pomegranates, Indian	1kg	14.49	13.92	13.07	13.19	4.07	10.86	9.86	لكجم رمان هندي
Lemon, medium, Africa	1kg	7.5	7.25	7.13	7.86	3.45	5.19	-4.57	لكجم ليمون وسط أفريقي
Mango, Pakistani	1kg	11.37	12.61	12.95	11.07	-9.89	-12.21	2.69	لكجم منجا باكستاني
Dates, (Maknoz, Khilas	1kg	14.61	14.55	14.75	14.92	0.36	-0.94	-2.09	لكجم تمر (مكوز) إخلاص
Olives, black, Spanish	1kg	16.14	15.61	15.54	14.69	3.44	3.87	9.86	كجم 1 زيتون أسود أسباني
Sugar, soft, Al Ossra	10kg	29.67	28	30.04	29.82	5.98	-1.22	-0.51	كجم 10 سكر ناعم (الأسرة)
Honey, imported (Langilies)	1kg	61.84	60.92	61.92	57.91	1.51	-0.14	6.79	كجم 1 عسل نحل مستورد (اللانجليز)
Tea, black, loose	1.2 kg	42.87	42.4	42.3	39.72	1.09	1.34	7.92	كجم 1,2 شاي أسود فريظ (بيع)
Coffee beans, Hrari	1kg	36.16	35.62	36.53	34.23	1.52	-1.02	5.65	لكجم بن حب - هرري
Coffee beans, Loqmati	1kg	26.52	26.64	26.84	25.19	-0.42	-1.17	5.29	لكجم بن حب - لقمتي
Coffee, instant, (Nescafé)	100gm	18.94	18.81	18.93	17.53	0.71	0.04	8.09	كجم 100 قهوة سريعة التحضير(نسكافية)
Cardamom, American	1kg	93.96	95.65	95.23	90.56	-1.76	-1.33	3.76	لكجم هيل أمريكي
Cardomom, Indian	1kg	101.44	102.51	102.28	98.21	-1.05	-0.82	3.29	لكجم هيل هندي
Soft Drinks	Pack	2.52	2.51	2.45	2.22	0.4	2.94	13.8	عليه مشروبات غازية محلي
Water, Healthy	1.5L	2	1.98	2	1.93	0.96	0	3.21	لتر 1.5 مياه صحية
Juice, orange, canned local (Rani)	Pack	1.04	1.04	1.04	1	0	0.1	3.9	عليه عصير برتقال مغلي محلي(راني)

متوسطات الأسعار والتغيرات الشهرية والربعية والسنوية لجميع المدن (شهر يونيو ٢٠١٨)
Average prices monthly, quarterly and annual changes for All cities (JUNE 2018)

جدول ١-١

Item	Unit	متوسطات الاسعار Average Prices			نسبة التغير من يونيو ٢٠١٨ إلى percent change for JUN 2018 to			الوحدة	البند	
		يونيو JUN 2018	مايو MAY 2018	مارس MAR 2018	يونيو JUN 2017	مايو MAY 2018	مارس MAR 2018			يونيو JUN 2017
Non-food goods										
السلع غير الغذائية										
Cigarettes, Marlboro	Pack	25.02	25.09	25.08	24	-0.29	-0.26	4.24	علبة	سجائر مارلبورو
Men summer dress (Al Aseel)	thope	83.45	82.85	82.04	81	0.73	1.73	3.03	ثوب	ثوب صيفي رجالي(الأصيل)
Shemagh, (Al Bassam)	shemagh	108.36	107.91	107.59	105.19	0.41	0.71	3.01	شماغ	شماغ(البسام)
Egal, Syrian	Egal	27.33	27.26	27.25	26.33	0.26	0.3	3.81	عقال	عقال سوري
Shirt, internal, half sleeve (Al Aseel)	shirt	11.53	11.5	11.49	11.25	0.27	0.41	2.51	مante	مante داخلية نصف كم(الأصيل)
Men's long trousers, (Al Aseel)	trousers	16.66	16.51	16.57	16.27	0.91	0.59	2.4	سروال	سروال طويل رجالي(الأصيل)
Women's Mantle National	abayah	105.83	107	103.65	107.3	-1.09	2.11	-1.37	عباية	عباية نسائية
Headdress, National	veil	24.43	24.8	24.19	24.14	-1.51	0.97	1.18	شيلة	شيلة (طريحة)
Coal, local	1kg	7.19	7.25	7.35	7.12	-0.79	-2.19	0.98	كجم 1	فحم
Soap, powder for clothes (Tide)	110 gm	1.56	1.56	1.57	1.5	0.19	-0.38	4.21	جم 110	صابون بودرة للملابس(تايد)
Soap, liquid for utensils (Fairy)	1L	12.65	12.46	12.25	12.04	1.51	3.22	5.02	لتر 1	صابون سائل للأواني(فيري)
Bleach for Clothes (Clorox)	Gallon	15.69	15.81	15.5	14.63	-0.72	1.25	7.28	جالون	دواء غسيل (مبيض ملابس)كلوركس
Tissue paper, local (Fine)	Pack	2.65	2.65	2.61	2.55	0	1.54	3.68	علبة	مناديل ورق مطلي(فاين)
Children diaper, local (Pampers)	Size 5	57.84	57.89	57.57	55.48	-0.09	0.47	4.26	عبوة مقاس 0	حفاط أطفال محلية(بامبرز)
Insecticide, spray (Reid)	Packag	9.71	9.79	9.9	9.29	-0.89	-1.96	4.45	عبوة	مبيد حشرات بخاخ(ريد)
Services										
الخدمات										
Laundry's expenses of cleaning and ironing clothes	Service	3.39	3.39	3.39	3.39	0	-0.12	-0.09	خدمة	نفقات تنظيف وكوي الملابس بالمفصلة
Sewing for men and boys	Garment	86.99	88.14	84.66	90.1	-1.3	2.76	-3.46	تفصيل ثوب	خياطة للرجال والأولاد
Sewing for women and girls	Garment	57.25	56.9	54.45	59.01	0.62	5.14	-2.98	تفصيل ثوب	خياطة للنساء والبنات
Revealed a general practitioner	Visit	47.8	46.62	46.62	46.67	2.54	2.54	2.42	زيارة	كشف طبيب عام
Revealed a dentist	Visit	147.91	147.76	148.28	144.18	0.1	-0.25	2.58	زيارة	كشف طبيب اسنان
Detection pediatrician	Visit	65.69	65.69	65.09	62.8	-0.01	0.91	4.6	زيارة	كشف طبيب اطفال
Fix a car (mechanics)	Repair Cost	91.9	90.95	91.6	92.25	1.04	0.33	-0.38	اجرة اصلاح	اصلاح سيارة (ميكانيكا)
Oil change	Cost	79.36	79.01	78.9	76.43	0.45	0.58	3.84	تكلفة	تغير زيت
The expenses of parties and weddings	Cost	13544.1	13794.4	13804.2	13803	-1.81	-1.88	-1.88	تكلفة	نفقات الحفلات والافراح
The cost of cooking the sacrificial	Cost	240.96	240.54	239.49	231.18	0.18	0.62	4.23	تكلفة	تكلفة طبخ الذبيحة
Furnished apartment	Cost	238.13	229.44	219.07	245.43	3.79	8.7	-2.97	تكلفة	شقه مفروشه
Hotel accommodation	One-Room Fees	499.01	483.43	454.37	545.65	3.22	9.83	-8.55	اجرة غرفة واحدة	اقامة بالفنادق
Hairdresser for men and boys	Hairdresse Fees	15.31	15.05	14.9	13.8	1.69	2.74	10.88	اجرة حلاقة	حلاقة للرجال والاولاد
Second:Intermediate consumption goods										
ثانيا : سلع الاستهلاك الوسيط										
Feed and livestock										
الأعلاف والحيوانات الحية										
Barley, imported	50kg	40.88	40.88	40.8	38.85	0	0.19	5.22	كيس ٥٠ كجم	شعير مستورد
Sheep, Najdi	1shep	1155.51	1143.72	1047.95	1131.67	1.03	10.26	2.11	خروف	غنم نجدى
Sheep, Naemi	1shep	1112.53	1109.29	1005.51	1079.02	0.29	10.64	3.1	خروف	غنم نعيمى
Sheep, Barbari	1shep	436.11	435.42	425.68	413.88	0.16	2.45	5.37	خروف	غنم بربرى
Sheep,Soakny	1shep	757.54	757.11	733.86	751.43	0.06	3.23	0.81	خروف	غنم سواكنى
Sheep, Bohooves	1shep	1046.03	1029.48	964.31	1018.08	1.61	8.47	2.75	خروف	غنم حرمى
Billy goat	shep1	721.43	710.71	675.71	723.57	1.51	6.77	-0.3	تيسى	تيسى بلدى (حذع)
Constructional goods										
السلع الإنشائية										
Reinforcing iron, 6mm national	Ton	3213.96	3199.38	3240.27	2907.29	0.46	-0.81	10.55	طن	حديد تسليح ٦م وطنى
Reinforcing iron, 8mm national	Ton	2669.96	2616.34	2651.59	2053.36	2.05	0.69	30.03	طن	حديد تسليح ٨م وطنى
Reinforcing iron, 10mm national	Ton	2678.1	2618.68	2646.16	2052.54	2.27	1.21	30.48	طن	حديد تسليح ١٠م وطنى
Reinforcing iron, 12mm national	Ton	2342.36	2346.3	2350.83	1980.57	-0.17	-0.36	18.27	طن	حديد تسليح ١٢م وطنى
Reinforcing iron, 14mm national	Ton	2342.68	2346.04	2350.74	1979.1	-0.14	-0.34	18.37	طن	حديد تسليح ١٤م وطنى

متوسطات الأسعار والتغيرات الشهرية والربعية والسنوية لجميع المدن (شهر يونيو ٢٠١٨)
Average prices monthly, quarterly and annual changes for All cities (JUNE 2018)

جدول ١-١

Table 1-1

Item	Unit	متوسطات الاسعار Average Prices				نسبة التغير من يونيو ٢٠١٨ إلى percent change for JUN 2018 to			الوحدة	البند
		يونيو JUN 2018	مايو MAY 2018	مارس MAR 2018	يونيو JUN 2017	مايو MAY 2018	مارس MAR 2018	يونيو JUN 2017		
Reinforcing iron, 16mm national	Ton	2342.61	2346.11	2350.74	1979.1	-0.15	-0.35	18.37	طن	حديد تسليح ١٦ مم وطني
Reinforcing iron, 18mm national	Ton	2342.7	2345.6	2350.37	1976.7	-0.12	-0.33	18.52	طن	حديد تسليح ١٨ مم وطني
Iron-binding cables Chinese	10Kg	44.12	43.48	41.85	41.53	1.48	5.42	6.23	كجم 10	كوابل ربط الحديد صيني
Cement, black, National	50kg	12.36	12.48	13.03	12.49	-0.99	-5.13	-1.04	كيس ٥٠ كجم	إسمنت أسود وطني
Cement, white, National	50kg	38.59	38.63	38.8	39.94	-0.1	-0.54	-3.38	كيس ٥٠ كجم	إسمنت ابيض وطني
Block, black, 15cm	1000Blocks	1410.38	1422.36	1429.02	1473.75	-0.84	-1.31	-4.3	بلوكه 1000	بلوك أسود مفاص ١٥ سم
Block, black, 20cm	1000Blocks	1476.12	1491.4	1495.95	1542.74	-1.02	-1.33	-4.32	بلوكه 1000	بلوك أسود مفاص ٢٠ سم
Marble tiles, National	2m	21.46	21.48	21.5	21.23	-0.06	-0.18	1.09	م ٢	بلاط كسر رخام بلدي
Wood, Chilean	3m	1017.42	1006.6	1003.5	942.19	1.07	1.39	7.98	م ٣	خشب تشيلي
Wood, Romanian	3m	1018.93	1017.59	1011.69	996.46	0.13	0.72	2.25	م ٣	خشب روماني
Wood, Teak, African	3m	4603.26	4491.67	4514.76	4247.62	2.48	1.96	8.37	م ٣	خشب تيك أفريقي
Wood, Ablakash Indonesian	3m	2395.26	2399.29	2401.64	2277.53	-0.17	-0.27	5.17	م ٣	خشب أبلاكاش إندونيسي
Electrical wires, 2.5mm national	m	0.76	0.76	0.76	0.64	-0.52	-0.26	18.01	متر	أسلاك كهربائية ٢.٥ مم وطني
Electrical wires, 4mm national	m	1.13	1.14	1.12	1.01	-0.53	0.71	12.33	متر	أسلاك كهربائية ٤ مم وطني
Electrical wires, 6mm national	m	1.74	1.74	1.73	1.54	-0.23	0.46	13.07	متر	أسلاك كهربائية ٦ مم وطني
Electrical cables, 10mm national	m	13.4	13.46	13.41	11.54	-0.46	-0.04	16.13	متر	كوابل كهربائية ١٠ مم وطني
Electrical cables, 25mm national	m	29.62	29.71	29.75	24.91	-0.29	-0.41	18.93	متر	كوابل كهربائية ٢٥ مم وطني
Electrical cables, 35mm national	m	37.84	37.94	37.98	32.2	-0.26	-0.37	17.53	متر	كوابل كهربائية ٣٥ مم وطني
Electrical cables, 50mm national	m	52.3	52.27	52.49	44.04	0.06	-0.37	18.75	متر	كوابل كهربائية ٥٠ مم وطني
Electrical cables, 70mm national	m	73.68	73.85	73.56	62.96	-0.23	0.16	17.02	متر	كوابل كهربائية ٧٠ مم وطني
Electrical cables, 95mm national	m	102.86	102.86	102.87	88.51	0	-0.01	16.22	متر	كوابل كهربائية ٩٥ مم وطني
Electrical cables, 120mm national	m	130.05	129.89	128.05	113.84	0.12	1.56	14.24	متر	كوابل كهربائية ١٢٠ مم وطني
Electrical cables, 300mm national	m	318.89	319.3	316.64	278.6	-0.13	0.71	14.46	متر	كوابل كهربائية ٣٠٠ مم وطني
Sand, soft, white	3m	49.38	50.46	49.91	49.41	-2.13	-1.07	-0.06	م ٣	رمل ناعم ابيض
Mixed Sand (sand and pebble)	3m	41.25	42.02	42.07	43.2	-1.84	-1.95	-4.51	م ٣	مخلوط (رمل و حصص)
Red Sand	3m	22.41	22.97	22.95	22.91	-2.42	-2.32	-2.15	م ٣	رمل احمر
Resistant Concrete 350 K	3m	188.05	188.98	190.63	195.93	-0.49	-1.35	-4.02	م ٣	خرسانة مقاوم ٣٥٠ ك
Resistant Concrete 250 K	3m	169.64	170.63	172.06	177.96	-0.58	-1.4	-4.67	م ٣	خرسانة مقاوم ٢٥٠ ك
Normal Concrete 350 K	3m	178.29	179.08	180.38	186.55	-0.44	-1.16	-4.43	م ٣	خرسانة عادي ٣٥٠ ك
Normal Concrete 250 K	3m	159.64	160.87	162.03	168.02	-0.77	-1.47	-4.98	م ٣	خرسانة عادي ٢٥٠ ك
National Gypsum	40 kg	11.34	11.3	11.35	11.05	0.31	-0.07	2.63	كيس ٤٠ كجم	جبس وطني
Aluminum (Saudi, Arch side)	5.8 m	67.14	66.35	66.16	62.39	1.19	1.48	7.62	م 5.8	ألومنيوم (خلق جنب سعودي)

(*) Has been modified for the specification of the item

(*) يوجد تعديل لمواصفة البند



The Most Prominent Relative Changes Monthly

For All cities



السلع والخدمات التي سجلت أكبر نسبة ارتفاع خلال شهر
يونيو ٢٠١٨ مقارنة بشهر مايو ٢٠١٨

Goods and services that recorded the highest percentage increase during the month
June 2018 comparing to May 2018

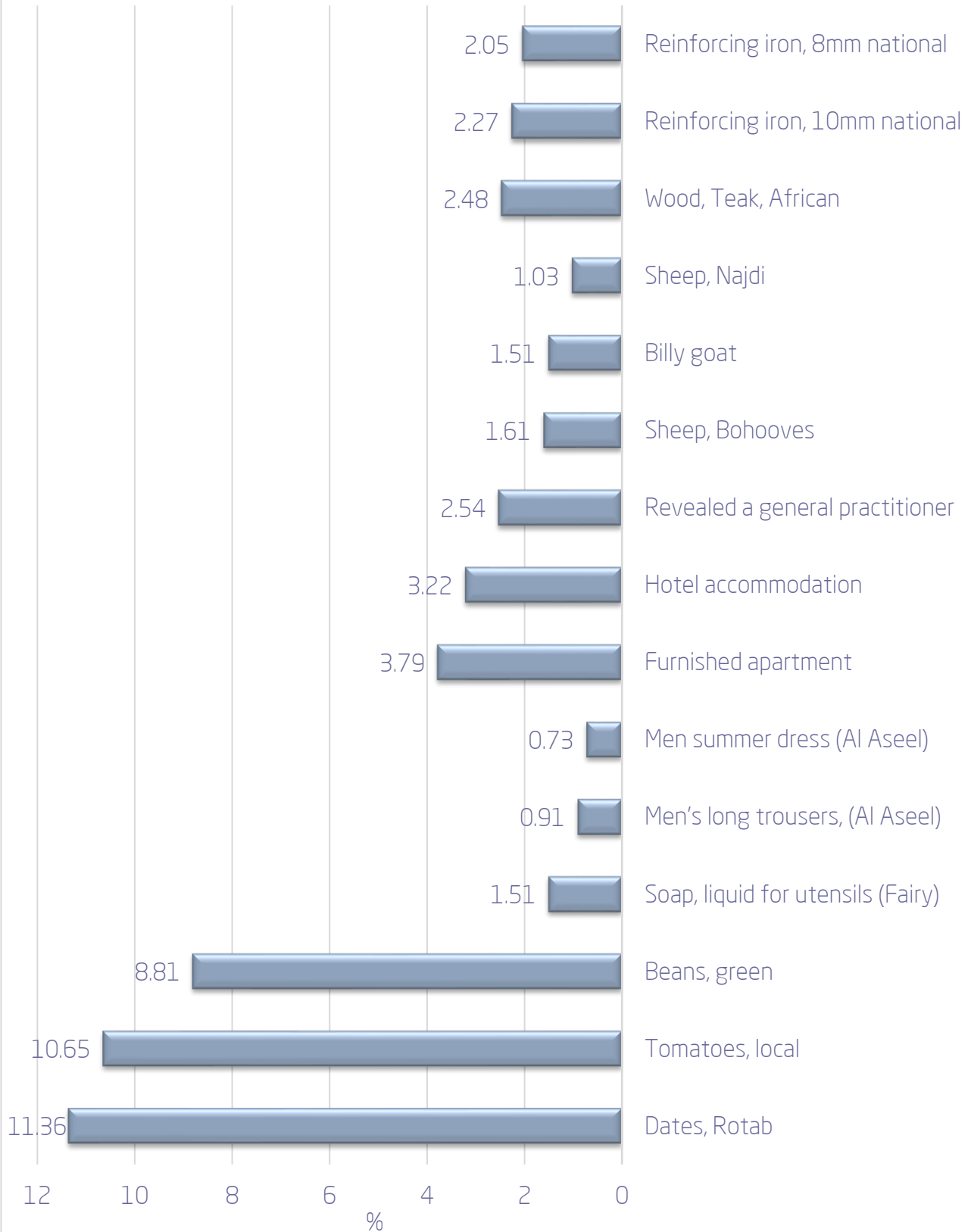
Table 5-1 (1)

جدول ١-٥ (١)

Item	نسبة التغير Percent Change	البند
First:Goods of final Consumption		أولاً : سلع الاستهلاك النهائي
Food commodities		السلع الغذائية
Dates, Rotab	11.36	تمر (رطب)
Tomatoes, local	10.65	طماطم محلي
Beans, green	8.81	فاصوليا خضراء
Mandarin, Pakistani	7.59	يوسفي باكستاني
Cucumbers, local	7.38	خيار محلي
Non-food goods		السلع غير الغذائية
Soap, liquid for utensils (Fairy)	1.51	صابون سائل للأواني(فيري)
Men's long trousers, (Al Aseel)	0.91	سروال طويل رجالي(الأصيل)
Men summer dress (Al Aseel)	0.73	ثوب صيفي رجالي(الأصيل)
Shemagh, (Al Bassam)	0.41	شماغ(البسام)
Shirt, internal, half sleeve (Al Aseel)	0.27	قائنة داخلية نصف كم(الأصيل)
Services		الخدمات
Furnished apartment	3.79	شقه مفروشه
Hotel accommodation	3.22	اقامة بالفنادق
Revealed a general practitioner	2.54	كشف طبيب عام
Hairdresser for men and boys	1.69	حلاقه للرجال والاولاد
Fix a car (mechanics)	1.04	اصلاح سيارة (ميكانيكا)
Second:Intermediate consumption goods		ثانياً : سلع الاستهلاك الوسيط
Feed and livestock		الأعلاف والحيوانات الحية
Sheep, Bohooves	1.61	غنم حري
Billy goat	1.51	تيس بلدي (جذع)
Sheep, Najdi	1.03	غنم نجدي
Sheep, Naemi	0.29	غنم نعيمي
Sheep, Barbari	0.16	غنم بربري
Constructional goods		السلع الإنشائية
Wood, Teak, African	2.48	خشب تيك أفريقي
Reinforcing iron, 10mm national	2.27	حديد تسليح ١٠ مم وطني
Reinforcing iron, 8mm national	2.05	حديد تسليح ٨ مم وطني
Iron-binding cables Chinese	1.48	كابل ربط الحديد صيني
Aluminum (Saudi, Arch side)	1.19	ألومنيوم (حلق جنب سعودي)



Goods and services that recorded the highest percentage increase during the month June 2018 comparing to May 2018



السلع والخدمات التي سجلت أكبر نسبة انخفاض خلال شهر
يونيو ٢٠١٨ مقارنة بشهر مايو ٢٠١٨

Goods and services that recorded the highest percentage decrease during the month
June 2018 comparing to May 2018

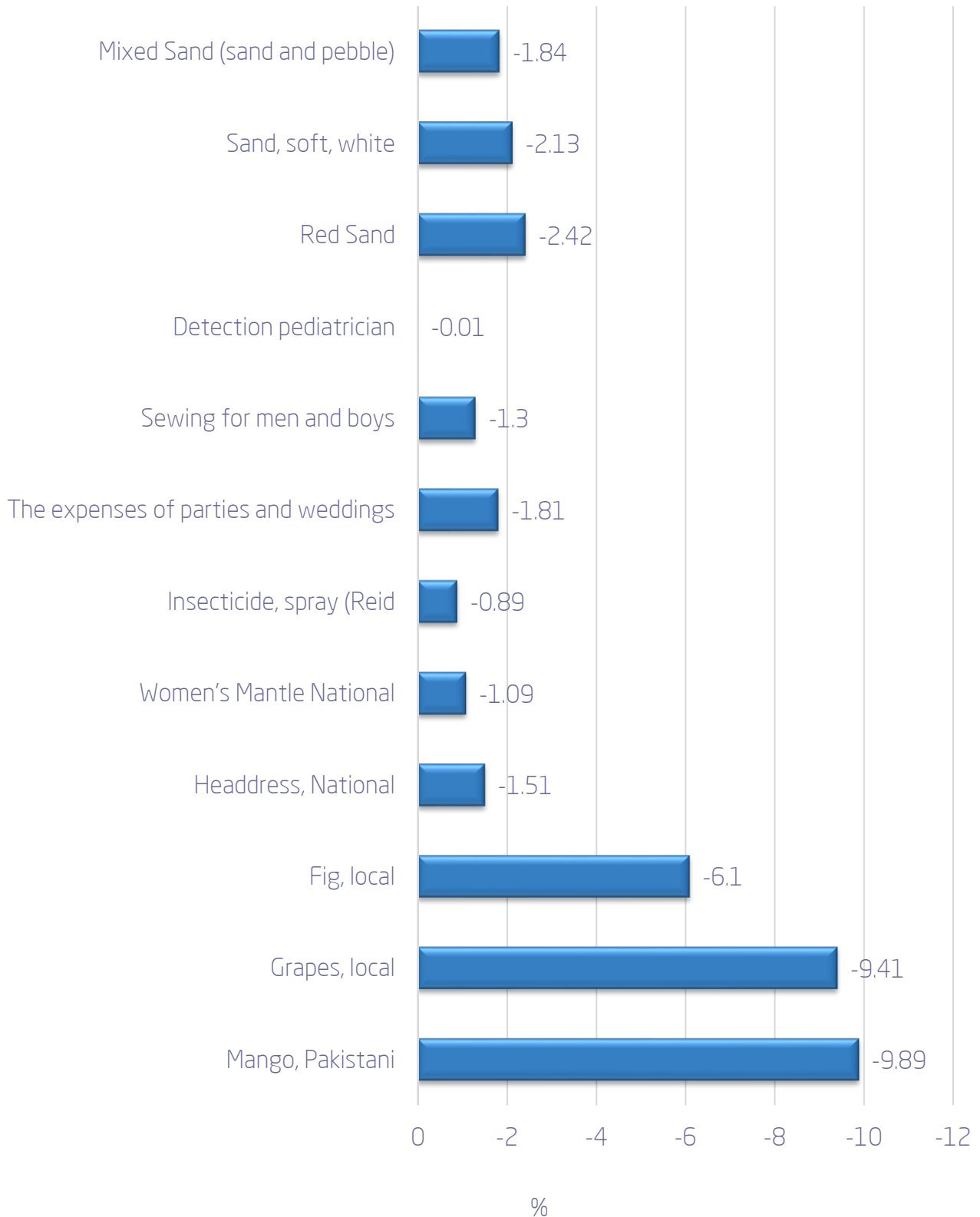
Table 5-1 (2)

جدول ١-٥ (٢)

Item	نسبة التغير Percent Change	البند
First:Goods of final Consumption		أولاً : سلع الاستهلاك النهائي
Food commodities		السلع الغذائية
Mango, Pakistani	-9.89	منجا باكستاني
Grapes, local	-9.41	عنب محلي
Fig, local	-6.1	تين محلي
Watermelon, local	-5.55	حجرب (بطيخ) محلي
Spinach	-3.23	سبانخ
Non-food goods		السلع غير الغذائية
Headdress, National	-1.51	شيلة (طرحة)
Women's Mantle National	-1.09	عباءة نسائية
Insecticide, spray (Reid)	-0.89	مبيد حشرات بخاخ (ريد)
Coal, local	-0.79	فحم
Bleach for Clothes (Clorox)	-0.72	دواء غسيل (مبيض ملابس)كلوركس
Services		الخدمات
The expenses of parties and weddings	-1.81	نفقات الحفلات والامراح
Sewing for men and boys	-1.3	خياطة للرجال والأولاد
Detection pediatrician	-0.01	كشف طبيب اطفال
Second:Intermediate consumption goods		ثانياً : سلع الاستهلاك الوسيط
Constructional goods		السلع الإنشائية
Red Sand	-2.42	رمل احمر
Sand, soft, white	-2.13	رمل ناعم ابيض
Mixed Sand (sand and pebble)	-1.84	مخلوط (رمل و بحص)
Block, black, 20cm	-1.02	بلوك اسود مقاس ٢٠ سم
Cement, black, National	-0.99	إسمنت أسود وطني



Goods and services that recorded the highest percentage decrease during the month June 2018 comparing to May 2018






متوسط أسعار بعض المواد الإنشائية لجميع المدن خلال عام ٢٠١٨م

Average prices of some construction materials all cities during 2018

Saudi Riyals

ريال سعودي

الأخشاب Timber (متر مكعب) M3	الكابيل Cabling (متر طولي) M	الأسمنت Cement كيس (٥٠) كيلو Bag (50) kg	الحديد Iron (طن) Ton	الخرسانة الجاهزة Ready-mixed concrete (متر مكعب) M3	التاريخ الهجري Hijri Date	الشهر Month
2273.3	31.3	12.7	2218.5	154.28	١١/١٢/١٤٣٧ قبل هـ	متوسط عام ٢٠١٦م Annavaerge
2633.79	31.37	13.12	2533	178.25	1439/04/14	يناير Jan
2605.08	31.93	12.98	2561	175.35	1439/05/15	فبراير Feb
2639.97	31.88	13.01	2563	176.27	1439/06/13	مارس Mar
2641.39	31.73	12.82	2539	175.57	1439/07/15	أبريل Apr
2632.52	31.81	12.74	2545	174.89	1439/08/15	مايو May
2671.98	31.77	12.68	2562	173.91	1439/09/17	يونيو Jun
					1439/10/16	



الهيئة العامة للإحصاء
General Authority for Statistics