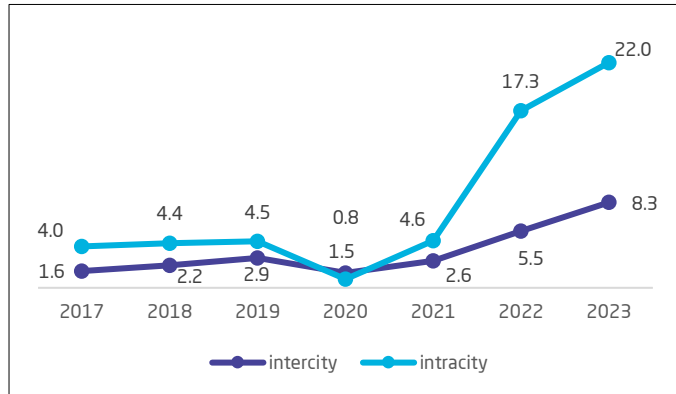


The number of Railway passengers in the Kingdom increased by 33% for the year 2023

Statistics showed that the number of intercity and intracity railway passengers in 2023 reached 30.3 million, an increase of 33% compared to 2022. The percentage of intracity passengers was 72.5%, as more than one million kilometers were made, while the percentage of intercity passengers was 27.5% of the total number of passengers in 2023, with 31.7 thousand trips totaling 10.4 million kilometers.

Figure (1)

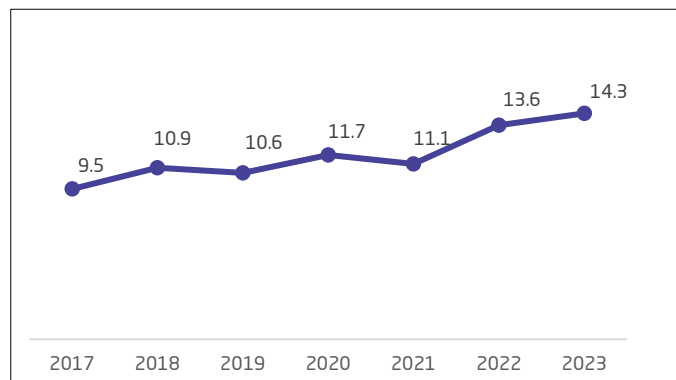
Figure 1. Number of Intercity and Intracity railway passengers in 2017-2023 (million passenger)



Railway Freight

During 2023, Saudi Arabia Railways (SAR) recorded a total of 5,200 freight train trips for a total distance of 4.03 million kilometers. SAR operates two major freight routes consisting of SAR North and East, who between them carried over 14.3 million tons of freight; this is a 5.6% increase over 2022 volumes. The largest share of the bulk cargo was carried by the North line at 94.3% equivalent to 13.5 million tons. SAR East traffic, which is predominantly containers, reported carrying over 699 thousand TEUs an increase of 3.7% from 2022. Figure(2)

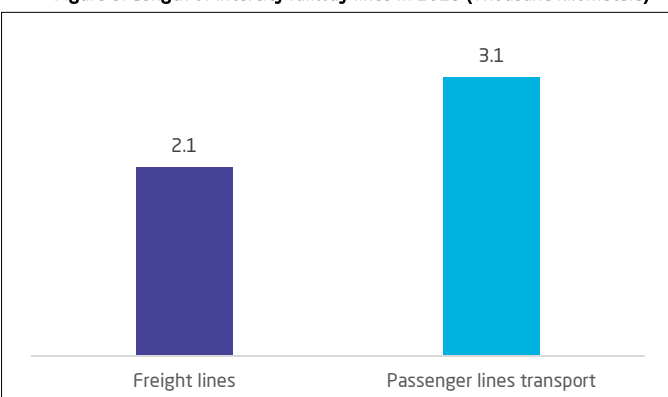
Figure 2. Freight quantities via North and East railway lines in 2017-2023 (million tons)



Length of railway network

Stat Statistics for 2023 showed that the total length of the intercity passenger railway lines was 3,064 km, with the length of the electrified line representing 29.9%. In contrast, the total length of the two freight railway lines was 2,093 km (non-electrified), while the length of the intracity passenger electrified railway lines was 61.7 km. (Figure 3)

Figure 3. Length of intercity railway lines in 2023 (Thousand kilometers)



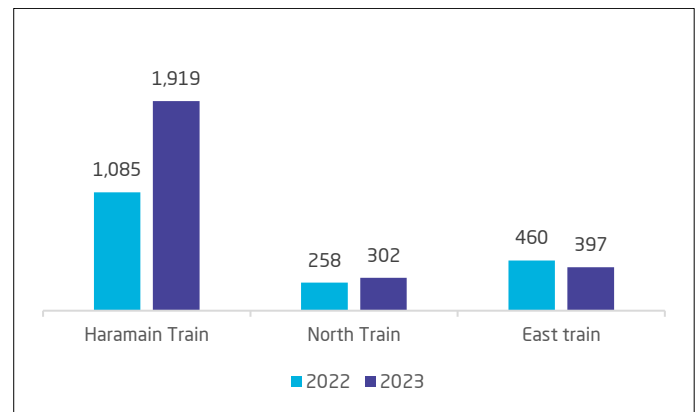
Railway infrastructure and Rolling Stock

The statistics for 2023 showed that the total number of intercity passenger railway stations reached 15 passenger stations. With 18,359 seats overall, there were 93 passenger locomotives and 559 Coach Cars. On the other hand, there were 12 freight railway stations, 158 freight locomotives, and 3,341 wagons for freight lines. The results also showed that the total number of intracity passenger stations was 25.

Passenger-kilometres and tons-kilometres

Intercity passenger railway lines recorded an increase in traveled passenger kilometers by more than 45% compared to 2022, reaching 2,618 million passenger kilometers. On the other hand, the number of ton-kilometers traveled for the North and East freight trains reached 18,217 million ton-kilometers. Figure(4)

Figure 4. Intercity passenger kilometers by train for 2022 and 2023 (Million passengers - kilometer)



Key indicators of railway transport statistics 2023

Key indicators	Unit	2023
Intercity railway trips	Number	31,652
Railway passengers	Number (Million)	30,3
Passenger stations intercity and intracity	Number	40
Railway freight quantities	Tons (Million)	14.3
Freight stations	Number	12
Passenger line Lengths	KM	3125.7
Freight line lengths	KM	2,093
Intercity locomotives	Number	93
Intercity passenger vehicles	Number	559
Wagons for freight	Number	3,341

tables

Reference Metadata

The railway transport statistics publication is an annual register-based publication through which a broad base of statistics is created that is considered a reliable basis for conducting studies and research in the field of railway transportation. The publication includes information on the volume of freight, the number of trips, and the passengers arriving and departing via railway. It is based on administrative records data from the General Transport Authority.

For more details, click [Reference Metadata](#)