

## Wheat crop ranked first among the areas cultivated with grains crops, accounting for 63.4%

Total area cultivated with grains in the Kingdom reached 331 thousand hectares, of which the harvested area was 323 thousand hectares, with a production amount of 1,750 thousand tons in 2023. Al-Jouf region topped the list of administrative regions in terms of the area cultivated with grains, reaching 62 thousand hectares. Wheat crop ranked first among the areas cultivated with grains crops, accounting for 63.4% of the total area cultivated with grains, and production amounting to 1,314 thousand tons.

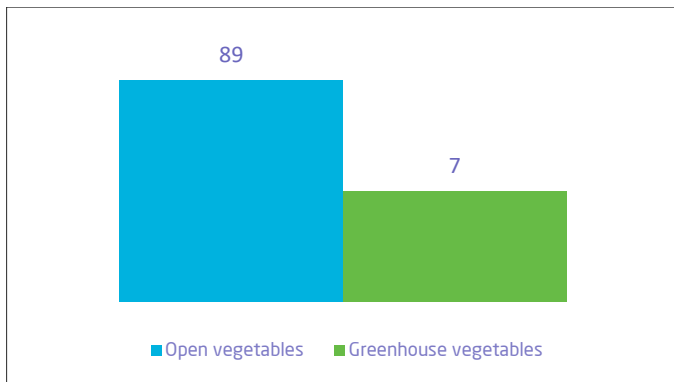
### Open vegetables

The area cultivated with open vegetables reached 89 thousand hectares, with a production of 2,531 thousand tons. Riyadh region ranked first among the administrative regions in terms of the area cultivated with open vegetables, with an area of 26 thousand hectares and production amounting to 854 thousand tons. Results showed that the area cultivated with watermelon was the largest among the open vegetable crops, accounting for 26.7% of the total area cultivated with open vegetables, with a production quantity of 614 thousand tons. (Figure1)

### Greenhouse vegetables

As for greenhouse vegetables, the area of vegetables cultivated inside greenhouses in the Kingdom reached 7 thousand hectares, distributed over more than 121 thousand greenhouses, with a production of 721 thousand tons. The results of the comprehensive agricultural survey also showed that the tomato crop ranked first in terms of the number and area of greenhouses in the Kingdom, accounting for 36.7% of the total area of greenhouses, with a production quantity of 300 thousand tons, (Figure1)

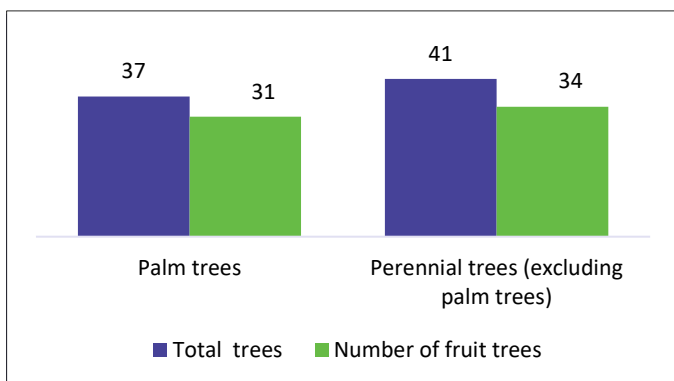
Figure 1. Cultivated area of vegetables (thousand hectares)



### Palm trees and perennial trees

The total number of palm trees in the Kingdom reached 37 million palm trees, of which 32 million fruitful trees in 2023. The number of dates production in the Kingdom reached 1,903 thousand tons. Qassim region ranked first among the regions of the Kingdom in terms of the number of palm trees, where the number reached more than 10 million palm trees, with a production amount of 578 thousand tons. Among the varieties of palm trees, khlas ranked first in terms of the number of palm trees planted in the Kingdom, with more than 10 million palm trees, including 9.4 million fruitful palm trees with a production amount of 609 thousand tons. As for the number of perennial trees (excluding palm trees), their number reached more than 41 million trees, including 81.7% fruitful trees. Olive trees ranking first with more than 20 million trees and a production quantity of 343 thousand tons (Figure 2).

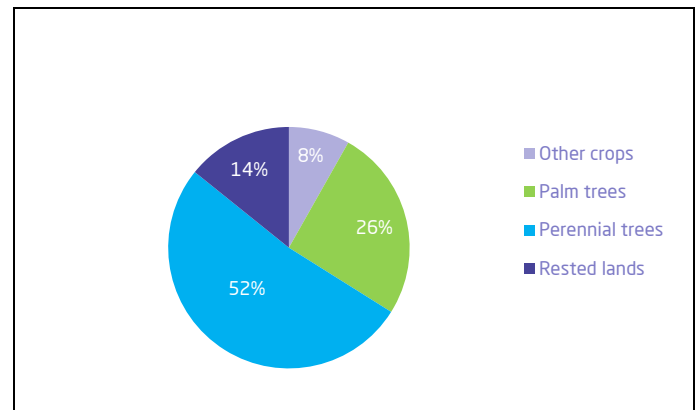
Figure 2 . Number of trees (million trees)



### Organic agriculture of agricultural crops

Statistics showed that the total area of organic agriculture in the Kingdom amounted to 23,410 hectares for the year 2023. The area of organic agriculture of perennial trees (excluding palm trees) came in first, as it constituted 12,139 hectares, or 52%, followed by the area of organic agriculture of palm trees, which constituted 26% of the total area of organic agriculture for the same year in the Kingdom. The total production of organic agricultural crops reached 95,389 tons for the year 2023 in the Kingdom, and perennial trees (excluding palm trees) accounted for 70.9% of the total organic agriculture production (Figure 3).

Figure 3. Organic area



### Kingdom exports and imports of agricultural crops

Total amount of agricultural crop imports reached 16,936,143 tons in the Kingdom for the year 2023, where grains had the largest share at 69% of the total amount of imports. The total amount of agricultural exports for the year 2023 amounted to 447,241 tons. Exports of "fruits, edible fruits, citrus peels, and others" made up 70.3% of the total amount of agricultural crop exports for the year 2023.

#### Key Indicator

Indicator	Unit	Value
Area cultivated with grains	Thousand hectares	331
Area cultivated with open vegetables	Thousand hectares	89
Area cultivated with greenhouse vegetables	Thousand hectares	7
Number of palm trees	Million trees	37
Number of perennial trees (excluding palm trees)	Million trees	41
Quantity of grain production	Thousand Tons	1,750
Quantity of open vegetable production	Thousand Tons	2,531
Quantity of greenhouse vegetable production	Thousand Tons	721
Quantity of palm tree production	Thousand Tons	1,903
Quantity of perennial tree production	Thousand Tons	973

tables.

#### Metadata

The Agricultural Statistics Publication provides data on the areas cultivated with different agricultural crops in the Kingdom, their production, and the area and production of organic farming of agricultural crops. It also offers information on the value of loans financed by the Agricultural Development Fund, total quantity and value of imports and exports of agricultural crops, and bank credit granted. It is based on the data of the comprehensive agricultural survey conducted by the General Authority for Statistics at the level of the administrative regions of Saudi Arabia, and register-based data from the Ministry of Environment, Water and Agriculture, Agricultural Development Fund, and Saudi Central Bank. [For more details, refer to the metadata report](#)