

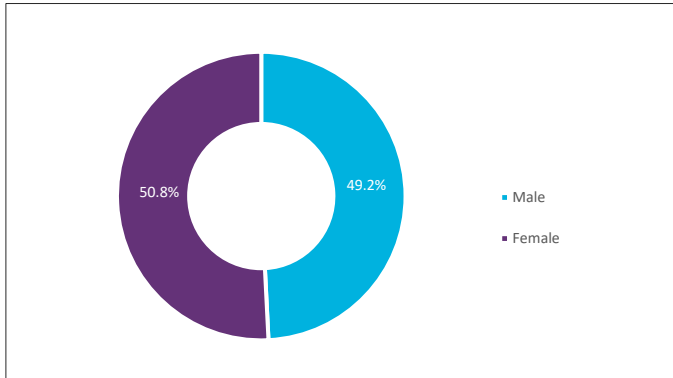
Number of Umrah performers increases by 38.2% in Q1 of 2024.

The total number of Umrah performers reached 11,475,586 in Q1 of 2024, with an increase of 38.2% compared to Q1 of the previous year. The percentage of males among them was approximately 56.2%, while the percentage of females was approximately 43.8% of the total Umrah performers during the quarter. Saudi Umrah performers accounted for 12.7% of the total Umrah performers in the same quarter.

Number of external Umrah performers exceeds 5.7 million in Q1 of 2024

The total number of external Umrah performers was 5,794,564 in Q1 of 2024, with an increase of 34.8% compared to Q1 of 2023. The number of males among them was 2,851,336 with a participation rate of 49.2%, while the number of females was 2,943,228 with a participation rate of 50.8% of the total external Umrah performers during Q1 of 2024 (Figure 1).

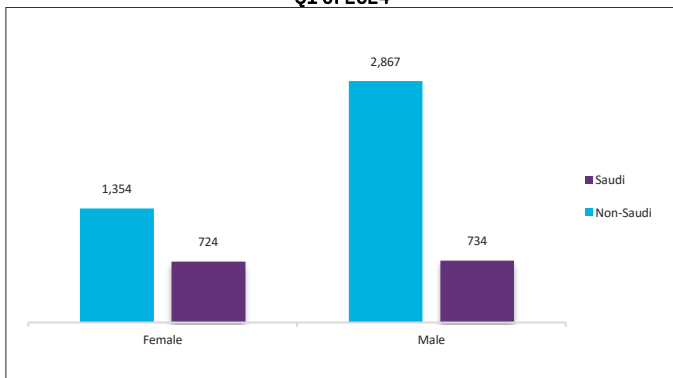
Figure1. Distribution of external Umrah performers by sex (%) Q1of 2024



Number of internal Umrah performers exceeds 5.6 million in Q1 of 2024

The total number of internal Umrah performers was approximately 5,681,022 in Q1 of 2024, an increase of 41.7% compared to the same quarter of 2023. The number of Saudi Umrah performers among them was 1,458,800 with a participation rate of 25.7%, while the number of non-Saudi Umrah performers was 4,222,222 with a participation rate of 74.3% of the total Umrah performers during Q1 of 2024. The number of internal male Umrah performers recorded about 3,602,042 with a participation rate of 63.4%, while the number of females recorded about 2,078,979 with a participation rate of 36.6% of the total Umrah performers during 1 of 2024 (Figure 2).

Figure2. Distribution of internal Umrah performers by sex and nationality (number in thousands) Q1 of 2024



March has the most internal and external Umrah performers during Q1 of 2024

March recorded the highest number of external Umrah performers at 2,182,488, an increase of 37.7% compared to the other months, whereas January was the lowest month, with 1,785,677. In the same context, March recorded the highest number of internal Umrah performers with 3,173,451, accounting for 55.9% of the total internal Umrah performers during Q1 of 2024.

More than 81% of external Umrah performers arrive through airports during Q1 of 2024

The results indicated that about 81.3% of external Umrah performers arrived through airports, 18.3% arrived through land ports, and 0.4% arrived through seaports of the total external Umrah performers during Q1 of 2024.

Makkah Region records the highest number of internal Umrah performers during Q1 of 2024

Makkah Region recorded the highest number of internal Umrah performers during Q1 of 2024, with 4,274,683, accounting for 75.2% of the total internal Umrah performers. This was followed by Riyadh Region with 474,330, accounting for 8.3%. Northern Border Region had the lowest number of Umrah performers, with 7,321, accounting for 0.1% of the total internal Umrah performers during Q1 of 2024.

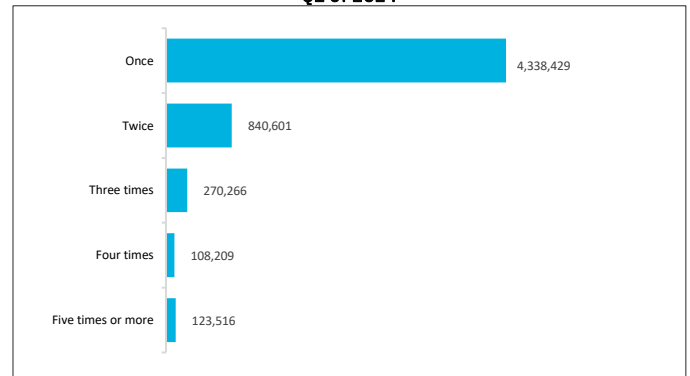
Umrah performers (30 - 39 years) represent the highest percentage of internal Umrah performers during Q1 of 2024

Umrah performers (55- 64 years) represented the highest percentage of external Umrah performers in Q1 of 2024, accounting for about 17.9% of the total external Umrah performers. On the other hand, Umrah performers (15 - 24 years) represented the lowest percentage of external Umrah performers during Q1 of the year, accounting for 9.0%. Umrah performers (30 - 39 years) represented the highest percentage of internal Umrah performers during Q1 of 2024, accounting for 28.6%.

More than 4 million internal Umrah performers perform Umrah once during Q1 of 2024

The number of internal Umrah performers who performed Umrah once was approximately 4,338,429, with males accounting for 62.6% and females for 37.4%. March had the highest percentage of internal Umrah performers who performed Umrah once, with 57.0% of the total internal Umrah performers who performed Umrah once during Q1 of 2024 (Figure 1).

Figure3. Distribution of internal Umrah performers by Umrah times (number) Q1 of 2024



Approximately 70% of external Umrah performers arrive through Umrah visas during Q1 of 2024

The results showed that 66.2% of external Umrah performers arrived through Umrah visas, while 24.8% arrived through other visas. Additionally, 7.0% arrived through electronic visit visas, and 2.0% arrived through Gulf visas of the total external Umrah performers during Q1 of 2024.

Key indicators of Umrah

Indicators	Unit	Q1 of 2024
Internal Umrah performers	Number	5,681,022
External Umrah performers		5,794,564
Total Umrah performers		11,475,586

Source :tables.

Methodology and Quality

Umrah statistics are released quarterly starting from 2024, displaying the numbers and percentages of internal and external Umrah performers based on register-based data of the Pilgrim Experience Program in addition to the approved statistical models. [For more details, Methodology and Quality](#)