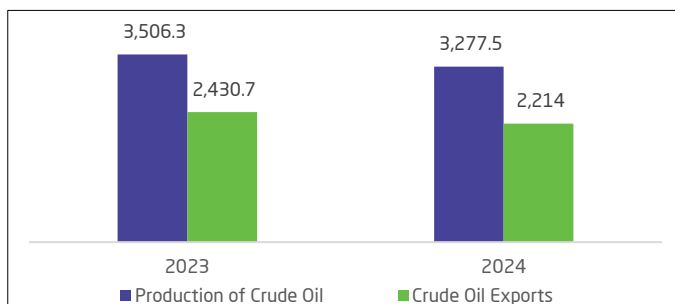


Oil production, exports, and consumption declined in 2024

In 2024, total crude oil production amounted to 3,277.5 million barrels, representing a 6.5% decrease compared with 2023. Crude oil exports similarly contracted, falling by 8.9% to 2,214 million barrels (**Figure1**). Domestic consumption also declined to 166.5 million barrels, a 3.5% decrease compared with 2023.

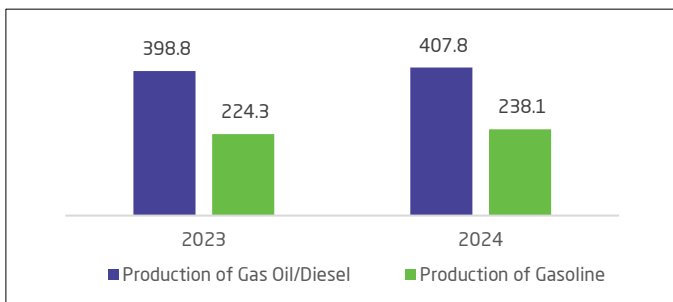
Figure1. The Kingdom's Crude Oil production and exports in (million barrels)



Domestic production of refined products

The Kingdom's production of gas oil/diesel rose to 407.8 million barrels in 2024, recording a 2.3% increase compared to 2023. As for gasoline, the Kingdom recorded a significant increase in its production, reaching 238.1 million barrels, marking a 6.1% growth compared to 2023 (**Figure 2**).

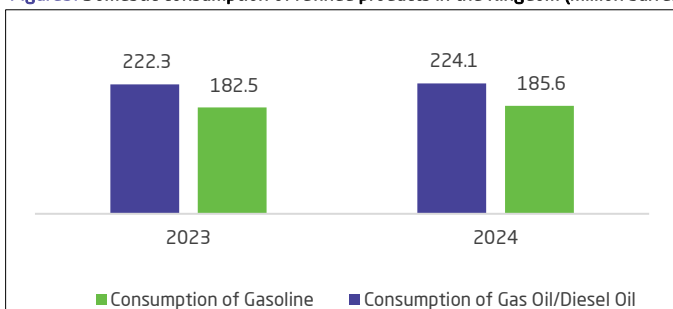
Figure2. Domestic production of refined products in the Kingdom (million barrels)



Domestic consumption of refined products

The Kingdom's total consumption of gas oil/diesel in 2024 increased by 0.8% compared to 2023, reaching 224.1 million barrels. As for gasoline consumption, the total volume rose to 185.6 million barrels, marking a 1.7% increase compared to 2023 (**Figure3**).

Figure3. Domestic consumption of refined products in the Kingdom (million barrels)



Exports and imports of refined products

According to the Oil and Gas Statistics for 2024, gas oil/diesel exports accounted for the largest share of total fuel exports, amounting to 209.6 million barrels, followed by gasoline exports, which totaled 102.7 million barrels, while other petroleum products recorded the lowest export volume, amounting to 30.7 million barrels (**Figure4**). Regarding imports of refined fuel products, fuel oil imports accounted for the largest share, reaching 79.8 million barrels, whereas kerosene and jet fuel imports recorded the lowest volume, amounting to 1.4 million barrels. (**Figure5**).

Figure4. Exports of refined products in the Kingdom (million barrels)

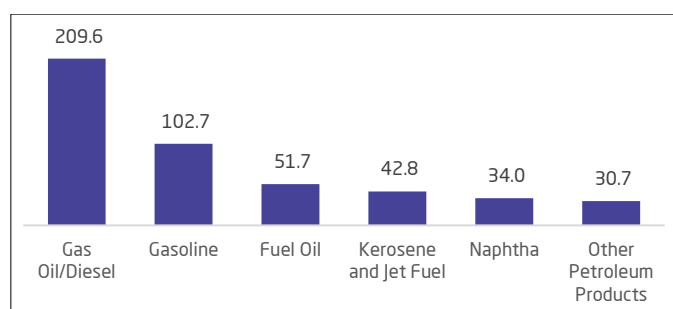
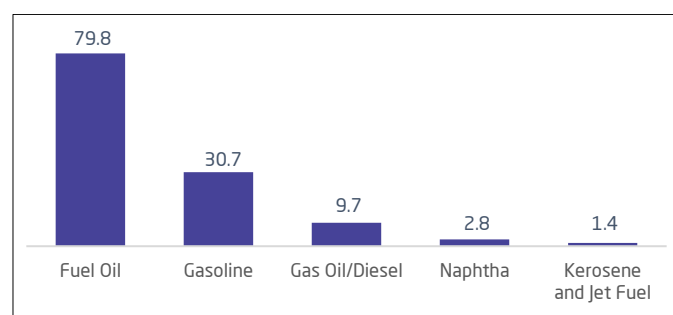


Figure5. Imports of refined products in the Kingdom (million barrels)



Key indicators of oil and gas statistics

| Indicators | Unit | 2023 | 2024 |
|----------------------------|-----------------|---------|---------|
| Crude Oil Production | Million barrels | 3,506.3 | 3,277.5 |
| Crude Oil Consumption | | 172.6 | 166.5 |
| Crude Oil Exports | | 2,430.7 | 2,214 |
| Gas Oil/Diesel Production | | 398.8 | 407.8 |
| Gas Oil/Diesel Consumption | | 222.3 | 224.1 |
| Gasoline Production | | 224.3 | 238.1 |
| Gasoline Consumption | | 182.5 | 185.6 |

Source: [Tables](#).

Methodology and Quality

The Oil and Gas Statistics publication covers energy data at the level of the Kingdom of Saudi Arabia, in accordance with the Standard International Energy Classification (SIEC). The Ministry of Energy serves as the primary source of data. The data are available as a time series for the period 2010-2024, and the publication is issued annually.

[For more details, please refer to the Methodology and Quality Report.](#)