

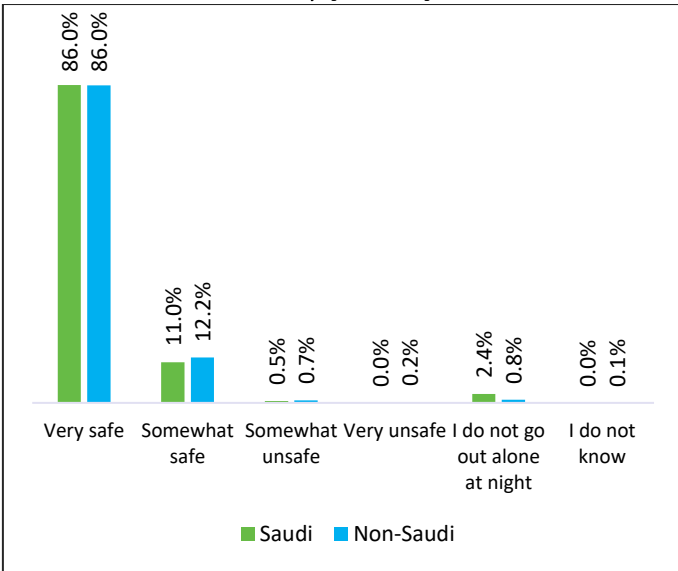
97.7% of individuals feel safe when walking alone at night in their residential areas

The Safety Index Publication is one of the indicators under Sustainable Development Goal 16 (SDG 16), which presents the share of the population who feel safe walking alone in their residential areas. The results showed that 97.7% of individuals (aged 15 years and above) feel safe walking alone at night in their residential areas. This is a subjective measure of perceived safety, as the indicator is based on the question: "After dark, how safe do you feel walking alone in your area/neighborhood?"

97.0% of Saudi individuals (aged 15 and above) feel safe walking alone at night in their residential areas

The levels of perceived safety were distributed as 86.0% of Saudi individuals (aged 15 and above) feel highly safe, while 11.0% of Saudi individuals (aged 15 and above) feel somewhat safe.

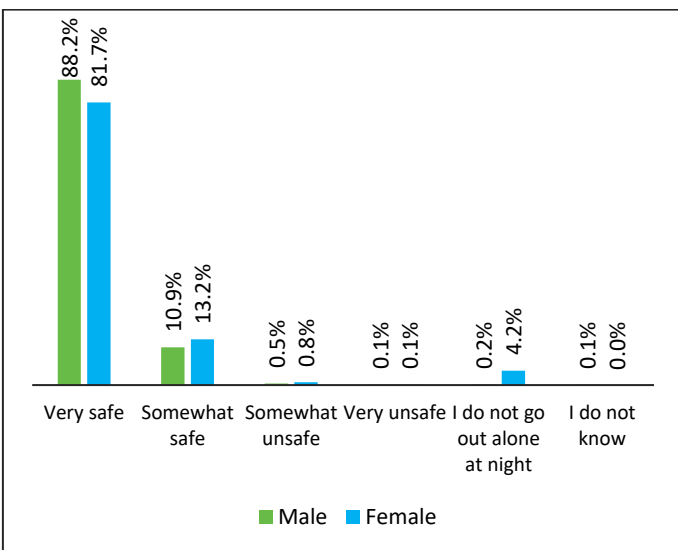
Figure 1. Relative distribution of safety among individuals (aged 15 years and above) by nationality



94.9% of females (aged 15 years and above) feel safe

About levels of perceived safety, 81.7% of females (aged 15 and above) feel highly safe, while 13.2% of females (aged 15 and above) feel somewhat safe.

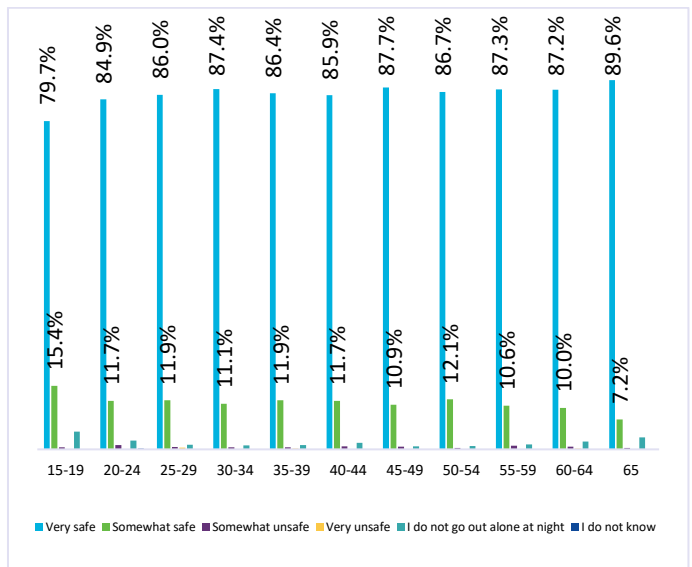
Figure 2. Relative distribution of safety among individuals (aged 15 years and above) by sex



97.2% of the elderly in the age group (60-64 years) feel safe walking alone at night in their residential areas

According to the level of perceived safety among elderly in the age group (60-64 years), 87.2% feel highly safe, while 10.0% of the elderly in the age group (60-64 years) feel somewhat safe.

Figure 3. Relative distribution of safety among individuals (aged 15 years and above) by age group



Methodology and quality

The General Authority for Statistics conducts all its statistical operations following a consistent approach tailored to the specific nature of each statistical product. This methodology is based on the Statistical Business Process Procedures Manual, which conforms to the established procedures of international statistical organizations. Among these products is the Quality of Personal Life Survey. For a comprehensive understanding of the methodology and access to all publication tables, please click on the following link: [Methodology and Quality, Tables](#)