Total Kingdom population exceeds 35 million by mid-2024

The total population of the Kingdom is estimated at 35.3 million people in mid-2024, with an annual growth rate of 4.7% compared to 2023 and an average annual growth rate from the base period in May 2022 of 4.6%. The annual growth rate of the Saudi population was 2.0%, with an average annual growth rate from the base period in May 2022 for the Saudi population of 2.1%, according to population estimates from the General Authority for Statistics. The total population increase is estimated at 1.6 million people compared to mid-2023, which was estimated at 33.7 million people, where the Saudi population constituted 24.4% of this increase, and the percentage of the total male population of this increase was 70.8%. On the other hand, the fertility rate for the total population reached 2.0 births per woman; for the Saudi population, it reached 2.7 births per woman, compared to 0.8 births per woman for the non-Saudi population . While the average age at birth for the Saudi population reached 78 years.

Population growth from 2023 to 2024

The population estimates indicated a growth rate of 4.7%. In 2024, the total number of Saudi citizens exceeded 19.6 million, up from 19.3 million in 2023. Meanwhile, the number of non-Saudi residents reached approximately 15.7 million in 2024, compared to 14.5 million in 2023. Non-Saudis accounted for 75.6% of the total population increase during this period. Additionally, the results showed that Saudis constituted 55.6% of the total population of the Kingdom, while non-Saudis made up 44.4% (Figure1).

Figure1. Relative distribution of population by nationality 2023-2024

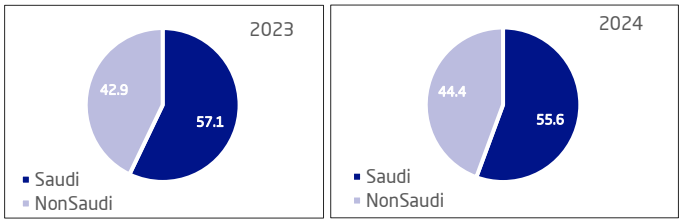

Relative distribution of broad age groups for 2024

The data from the estimation period by nationality and broad age groups indicated that Saudi citizens made up 33.5% of the population in the (0-14 years) age group, while non-Saudis accounted for 8.6%. In contrast, non-Saudis represented 89.9% of the working-age population (15-64 years), compared to 62.7% for Saudis.

Figure2. Relative distribution of population by nationality and broad age groups 2024

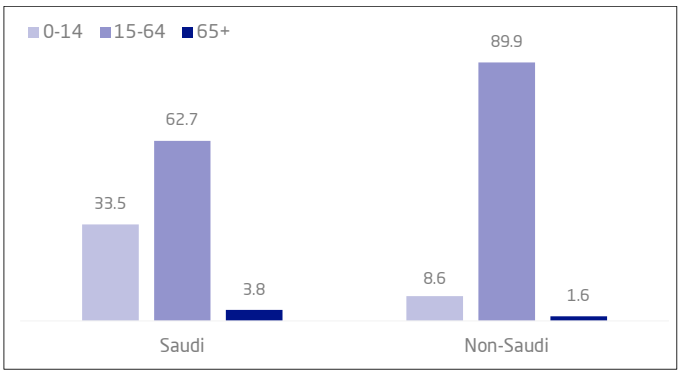

Relative distribution of population by sex and nationality from 2023 to 2024

The 2024 population estimates revealed relative stability in the percentages of males and females by nationality compared to 2023 (Figure 3) .

Figure3. Relative distribution of population by sex and nationality 2023-2024

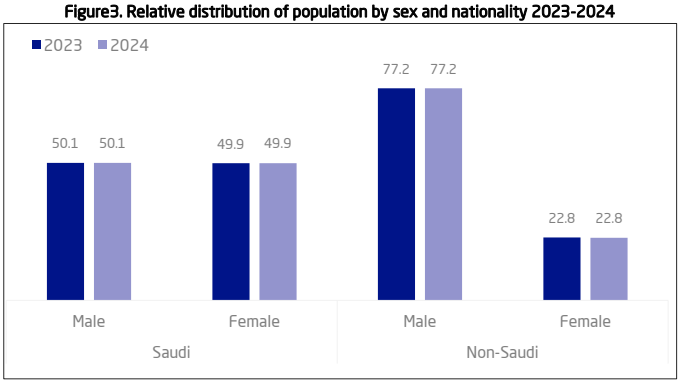

Population pyramid 2024

The population pyramid for the Kingdom's total population showed an increase in the number of males in the broad age group (15-64 years) compared to females in the same age group (Figure 4). In contrast, the population pyramid for Saudi citizens presented a consistent shape (Figure 5).

Figure4. Population pyramid of the relative distribution of population 2024

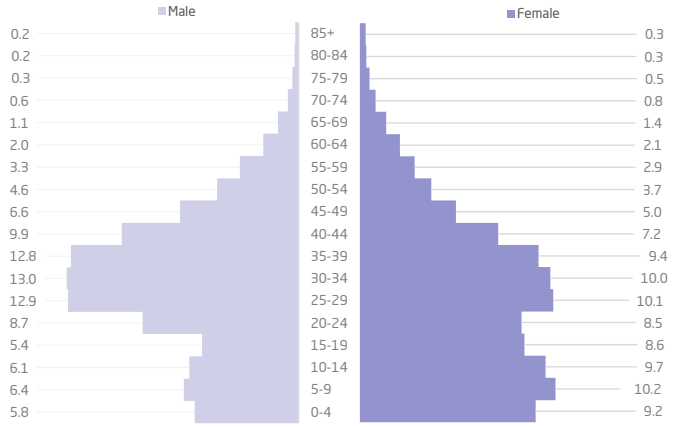

Figure5. Population pyramid of the relative distribution of Saudi population 2024

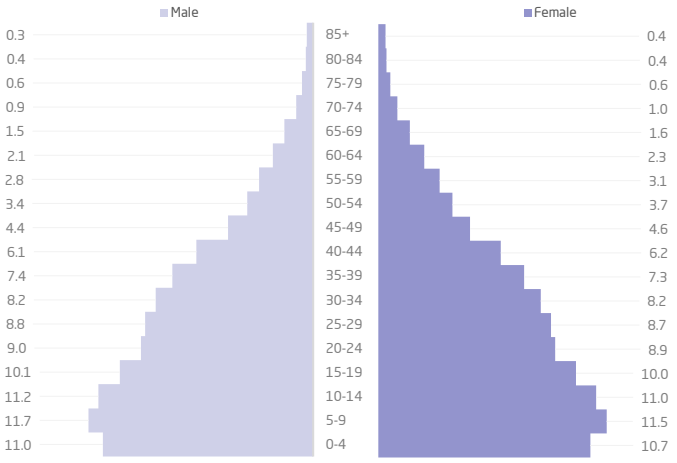

Fertility rates by nationality from 2023 to 2024

Figure 6. Time series of fertility rates by nationality 2011-2024

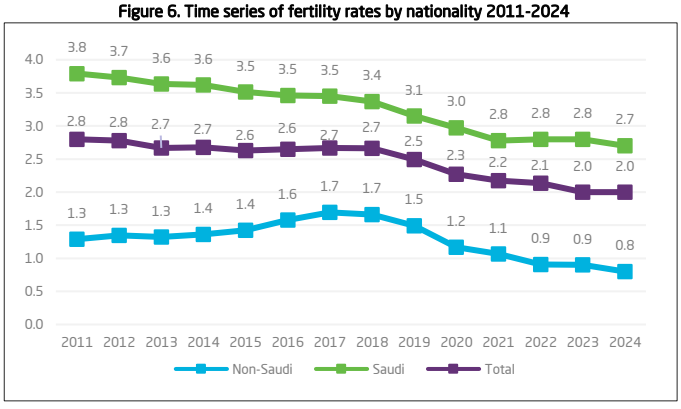

Methodology and Quality

The methodology involves estimating the population for each age group, as well as gender and nationality, following the highest international standards and practices. The General Authority for Statistics uses the (Method Component-Cohort) approach, leveraging data from various sources, including the National Information Center for administrative records to provide key components such as births, deaths, and migration. Changes in the demographic characteristics for 2024 are assessed against the previous population report from the Authority, using data from the 2022 Saudi Census, Methodology and Quality, table