

## Unemployment rate for total population decreases to 2.8% in Q1 of 2025

According to estimates from the Labour Force Survey of the General Authority for Statistics, the overall unemployment rate (for Saudis and non-Saudis) recorded 2.8% in the first quarter of 2025. This marked a decrease of 0.7 percentage points compared to the fourth quarter of 2024, and a yearly decrease of 0.7 percentage points compared to the first quarter of 2024. The overall labour force participation rate (for Saudis and non-Saudis) reached 68.2% showing an increase of 1.8 percentage points compared to the fourth quarter of 2024 and a yearly increase of 2.2 percentage points compared to the first quarter of 2024.

The Saudi unemployment rate in the first quarter of 2025 reached 6.3%, showing a 0.7 percentage points decrease compared to the fourth quarter of 2024, and a yearly decrease of 1.3 percentage points compared to the first quarter of 2024. On the other hand, the results indicated an increase in the employment-to-population ratio for Saudis by 0.5 percentage points compared to the fourth quarter of 2024, reaching 48.0%, and increased by 0.5 percentage points compared to the first quarter of 2024. The labour force participation rate for Saudis in the first quarter of 2025 increased by 0.2 percentage points compared to the fourth quarter of 2024, reaching 51.3%, and a slight decrease of 0.1 percentage points compared to the first quarter of 2024.

### Decrease of unemployment rate for Saudi (male and female)

In the first quarter of 2025, the labour market indicators in the Kingdom showed a decrease in the unemployment rate for Saudi females by 0.3 percentage points, reaching 36.3%. Additionally, the employment to population ratio of Saudi females increased by 0.7 percentage points reaching 32.5%. At the same time, the unemployment rate of Saudi females decreased by 1.4 percentage points recording 10.5%, compared to the previous quarter of 2024.

Regarding Saudi males, the labour force participation rate increased by 0.2 percentage points to the level of 66.4%. The employment to population ratio increased to 63.8%. Also, the unemployment rate decreased to 4.0% compared to the previous quarter of 2024.

### Increase of the employment to population ratio for Saudi youth

In first quarter of 2025, Saudi female youth aged 15-24 experienced a 0.7 percentage points increase in the employment to population ratio, reaching 14.6%. Additionally, there was a 1.1 percentage points increase in the participation rate, reaching 18.4%. However, the unemployment rate increased by 0.8 percentage points reaching 20.7% compared to the previous quarter of 2024.

On the other hand, the employment to population ratio for Saudi male youth showed a 0.5 percentage points decrease, reaching 29.2%. And recorded a 0.8 percentage points decrease in the labour force participation rate, reaching 33.0%. The unemployment rate decreased by 0.6 percentage points reaching 11.6% compared to the previous quarter of 2024.

The results concerning labour market indicators for the Saudi population (both males and females) in the core working age group (25-54 years) during the first quarter of 2024 showed a 1.0 percentage points increase in employment to population ratio, reaching 65.9%, and a 0.4 percentage point increase in the participation rate, reaching 69.6%. Also, the unemployment rate decreased to reach 5.4% compared to the previous quarter of 2024.

For Saudis aged 55 and above, the labour market indicators for the first quarter of 2025 indicated a decrease in the unemployment rate and the labour force participation rate compared to the previous quarter of 2024.

### Active methods of job search for unemployed Saudis

Saudi job seekers use a variety of active job search methods, with an average of 4.3 active methods per job seeker. Directly applying to employers method was the most commonly used job search method recording 75.8%, followed by the use of the national unified employment platform (Jadarat) by 74.6%, and Posted / updated resume on professional /social networking sites by 64.5%.

### Additional indicators for unemployed Saudis

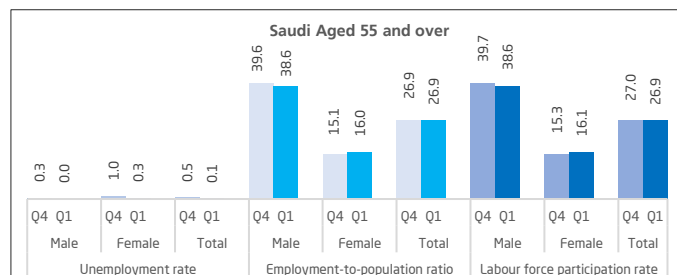
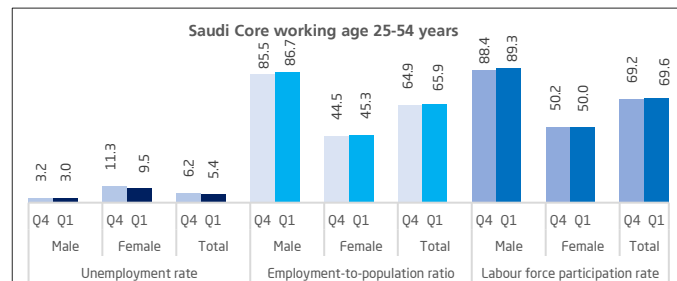
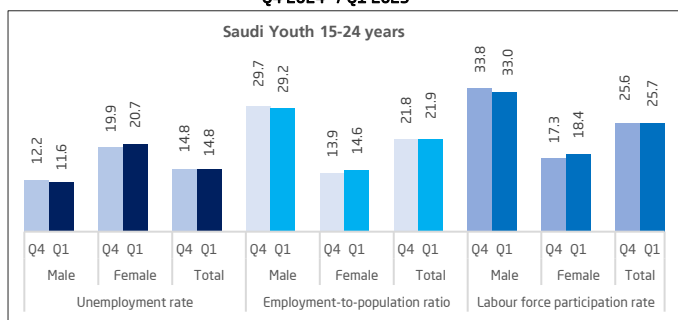
The results showed that 94.8% of unemployed Saudis are willing to accept job offers in the private sector. Additionally, 58.7% of unemployed Saudi females and 40.4% of unemployed Saudi males are willing to commute to work for at least one hour. Furthermore, 76.1 % of unemployed Saudi females and 86.3% of unemployed Saudi males indicated that they are willing to work for eight hours or more per day.

Table 1: Key Indicators of Saudi Labour Market by Quarter

Indicators	First Quarter 2024			Fourth Quarter 2024			First Quarter 2025		
	Males	Females	Total	Males	Females	Total	Males	Females	Total
Unemployment rate	1.8	11.8	3.5	2.0	10.4	3.5	1.6	8.1	2.8
Saudi	4.2	14.2	7.6	4.3	11.9	7.0	4.0	10.5	6.3
Non-Saudi	0.8	5.4	1.1	1.1	6.2	1.5	0.6	3.0	0.8
Employment-to-population ratio	81.7	29.5	63.7	81.9	30.0	64.0	83.4	33.5	66.3
Saudi	63.6	30.7	47.5	63.4	31.8	47.5	63.8	32.5	48.0
Non-Saudi	92.6	26.8	78.8	92.2	26.1	78.7	94.0	35.6	82.0
Participation rate	83.2	33.4	66.0	83.6	33.5	66.4	84.7	36.5	68.2
Saudi	66.4	35.8	51.4	66.2	36.0	51.1	66.4	36.3	51.3
Non-Saudi	93.3	28.3	79.6	93.2	27.9	79.9	94.6	36.7	82.7

Source: Estimated data from the Labour Force Survey according to population estimates for first quarter 2025- General Authority for Statistics

Figure1. Main Labour Market Indicators for Saudis by Age Group Q4 2024 / Q1 2025



Source: Estimated data from the Labour Force Survey according to population estimates for first quarter 2025- General Authority for Statistics

### Notes to users

#### A- Updates on Q1 2025 labor force survey

- The Labor Force Survey questionnaire for Q1 2025 has been developed and improved based on international best practices and adapted to the local context of the Kingdom. The questions were redesigned and reorganized, with the addition of new items covering extra topics to better meet users' needs, while continuing to apply international definitions and standards in labor statistics.
- The General Authority for Statistics adopted a new sample of dwellings that had not been used in previous quarters, while maintaining the same sampling methodology.
- Data collection was conducted through field visits and face-to-face interviews with households in the new sample using Computer-Assisted Personal Interviewing (CAPI).

#### B- Comparison between Labour Force Survey Estimates and Employment Statistics from Administrative Records

The General Authority for Statistics publishes a Labour Market Bulletin containing key indicators of labour market statistics based on the Labour Force Survey. Additionally, it publishes statistics on the number of participants based on administrative data issued by the Ministry of Human Resources and Social Development, the General Organization for Social Insurance, and the National Information Center.

There are differences in concepts, calculation methodology, and coverage between statistics based on administrative records and Labour Force Survey estimates. Regarding coverage: Labour Force Survey estimates cover all households and settled residents with usual residence within the Kingdom excluding institutions, while administrative records cover only registered individuals. There are also differences in the reference periods between the Labour Force Survey and administrative records.

Since the coverage of the Labour Force Survey is broader than that of administrative records, the absolute numbers from the different sources do not match and there are variations between them.

You can access labour market statistics based on administrative records at the following link:

<https://www.stats.gov.sa/ar/814>

### Methodology

The Labour Force Survey sample for the quarter is designed based on the 2022 Census dwelling frame (see the Labour Market Statistics Methodology Report for more details).

The Labour Force Survey is a sample household survey with a sample size of about 96,000 dwellings per quarter.

Data is collected continuously throughout the quarter using both telephone and field interviews.

The survey provides estimates for the population within and outside the labour force. Some of the key indicators for the labour market include:

**Unemployment rate:** the number of unemployed individuals as a percentage of the labour force (unemployed/employed) in the working-age (15 years and above).

**Labour force participation rate:** individuals in the labour force as a percentage of the population of working age (15 years and above).

**Employment-to-population ratio:** employed individuals as a percentage of the population of working age (15 years and above).

The basic definitions according to the ILO standards used in producing these indicators are:

**Employed:** individuals (15 years and above) who, during the reference period (the reference week):

- Worked for at least one hour for pay or profit (cash or in-kind) as regular employees, temporary employees, employers, or self-employed individuals.
- Assisted a family member for at least one hour, with or without compensation, in any type of business or on a family farm.
- Were temporarily absent from work during the reference week due to vacation, illness, or any other reason and will return to work.
- Seasonal workers during the off-season if they continue to perform some job duties and responsibilities.

**Unemployed:** individuals (15 years and above) who were:

- Without work during the reference week.
- Actively looking for work during the four reference weeks prior to the interview.
- Available to start work or join the workforce in the reference week or the following two weeks.

**Labour force:** Represents the labour force (total number of employed and unemployed). In addition to applying ILO standards, the General Authority for Statistics uses Labour Market Policy Committee standards to validate Labour Force Survey data using administrative records data. Methodology [Link](#) , [Table](#)