

General Index of operating revenues for Wholesale and Retail Trade Statistics increases by 13.5% during Q3 of 2025 compared to the same quarter of the previous year

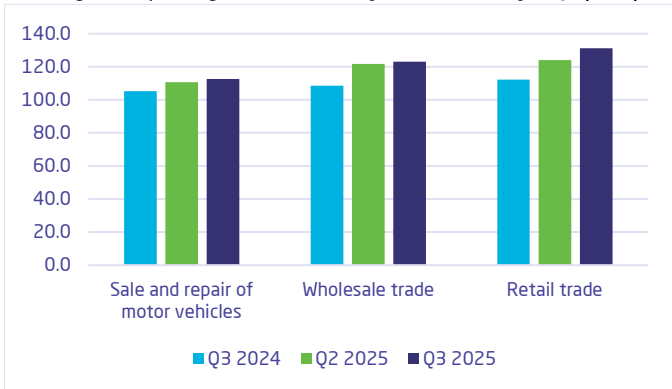
The preliminary results indicate that the general index of operating revenues for Wholesale and Retail Trade Statistics recorded a year-on-year increase of 13.5% in Q3 of 2025 compared to the same quarter of the previous year. On a quarterly basis, the index increased by 3.3% compared with Q2 of 2025.

Operating Revenues Index during Q3 of 2025

The results indicate a year-on-year increase in the Operating Revenues Index for retail trade, except motor vehicles and motorcycles of 17.0% and for wholesale trade, except motor vehicles and motorcycles of 13.3%. In addition, the sale and repair of motor vehicles and motorcycles activity recorded an increase of 6.8% compared with the corresponding quarter of 2024.

On a quarterly basis, the Retail Trade Index except motor vehicles and motorcycles increased by 5.8%. The activity of wholesale trade, except motor vehicles and motorcycles increased by 1.1% while the activity of sale and repair of motor vehicles and motorcycles recorded an increase of 1.7%.

Figure 1: Operating Revenues Index by economic activity of Q3 (2025)

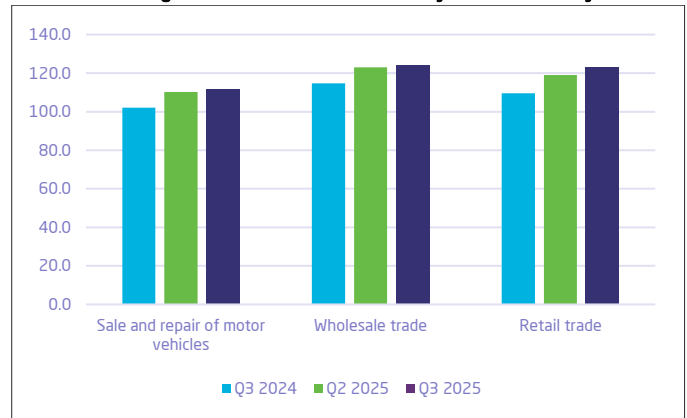


E-commerce Sales Index during Q3 of 2025

The results indicate an increase in the E-commerce Sales Index for retail trade, except motor vehicles and motorcycles by 33.9% and for wholesale trade, except motor vehicles and motorcycles by 13.5%. In addition, the sale and repair of motor vehicles and motorcycles activity recorded an increase of 5.4% compared with the corresponding quarter of 2024.

On a quarterly basis, the E-commerce Sales Index for retail trade, except motor vehicles and motorcycles increased by 9.2%. Where Wholesale trade, except motor vehicles and motorcycles, rose by 4.0% while the sale and repair of motor vehicles and motorcycles recorded an increase of 0.9%.

Figure 3: E-commerce Sales Index by economic activity

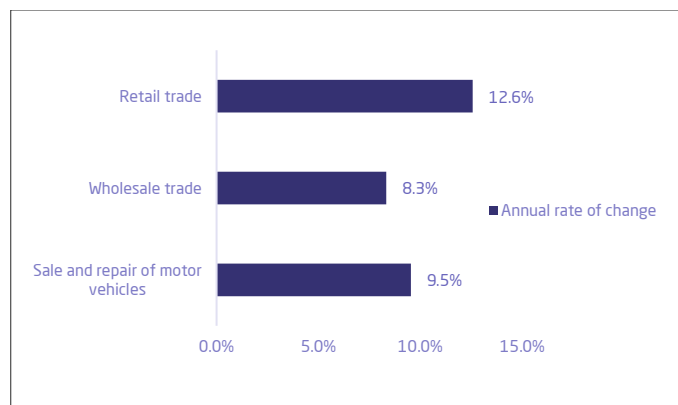


Compensations of Employees Index during Q3 of 2025

The results indicate an increase in the Compensations of Employees Index for retail trade, except motor vehicles and motorcycles which increased by 12.6%. The sale and repair of motor vehicles and motorcycles increased by 9.5% while wholesale trade, except motor vehicles and motorcycles, recorded an increase of 8.3% compared with the corresponding quarter of 2024.

On a quarterly basis, the Compensations of Employees Index for retail trade, except motor vehicles and motorcycles increased by 3.5%. The sale and repair of motor vehicles and motorcycles increased by 1.4% while wholesale trade, except motor vehicles and motorcycles recorded an increase of 1.0%.

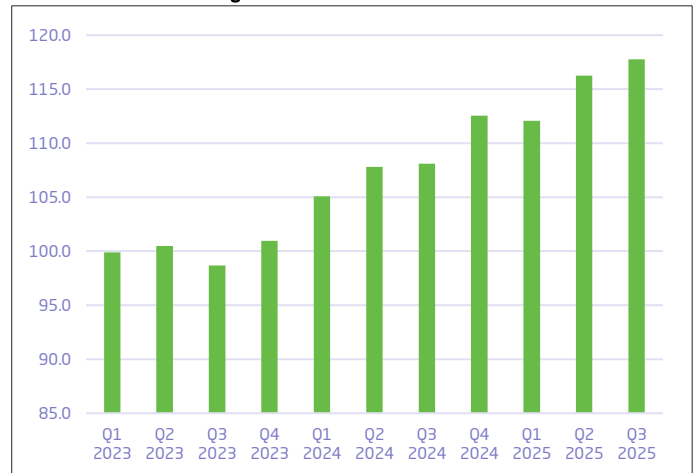
Figure 2: Annual change in Compensations of Employees Index by economic activity



Automobile Sales Index during Q3 of 2025

The Automobile Sales Index recorded an increase of 8.9% compared with the corresponding quarter of 2024. On a quarterly basis, the index increased by 1.3%.

Figure 4: Automobile Sales Index



Methodology and quality

Wholesale and Retail Trade Statistics provide short-term economic data to measure the performance of the wholesale and retail trade sector in the Kingdom of Saudi Arabia.

[Metadata](#), [Tables](#)