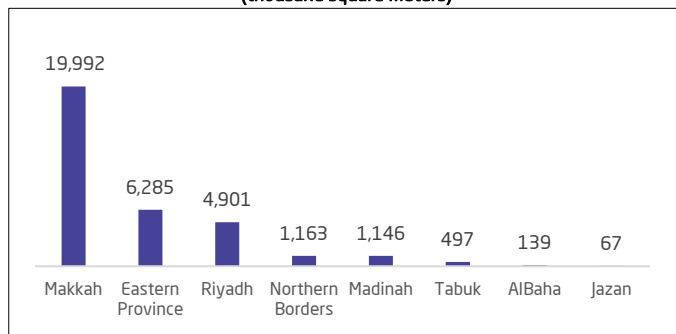


Increase in the number of existing logistics centres by 267% for 2023

Based on data from the Warehousing and Logistics Statistics Publication 2023, the total number of existing logistics centers in the Kingdom of Saudi Arabia reached 22 centers, marking an increase of 267% compared to the base year 2021, with a total area exceeding more than 34 million square meters. Eastern Region had the highest number of logistics centers, with 6 centers covering an area of 6.3 million square meters, followed by Riyadh Region and Makkah Region, each with 5 logistics centers, with a total area of 20 million square meters in Makkah and 4.9 million square meters in Riyadh. (Figure1)

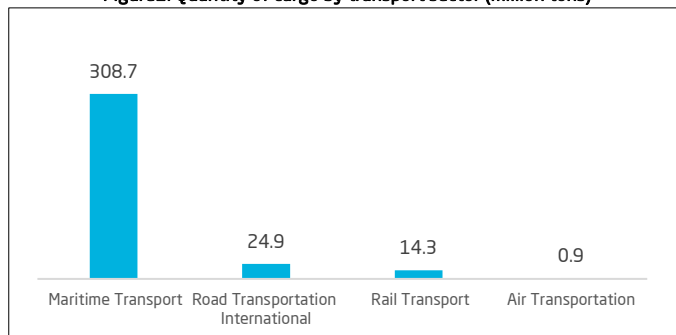
Figure1. Area of logistics centers by administrative region (thousand square meters)



Quantity of cargo by transport sector

Data indicated that the total quantity of cargo imported and exported via maritime transport reached 308.7 million tons, and the quantity of external cargo via land transport reached 24.9 million tons. The quantity of cargo transported by railway was 14.3 million tons, while the quantity of cargo via air transport, both imported and exported, accounted for 918 thousand tons. (Figure2).

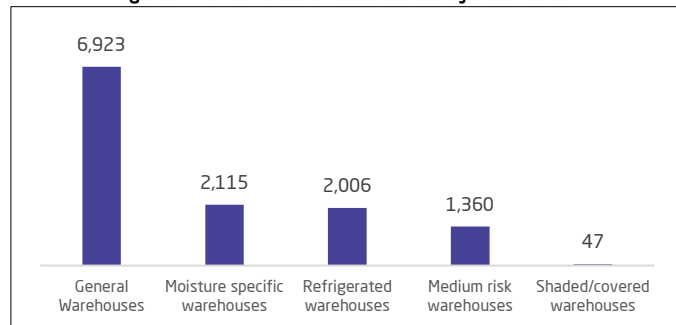
Figure2. Quantity of cargo by transport sector (million tons)



Number of warehouse licenses by classification

Data showed that the number of general warehouse licenses was the highest, totaling 6,923 licenses, which constituted 55.6% of the total licenses. This was followed by humidity-controlled warehouses with 2,115 licenses, accounting for 17% of the total licenses, and refrigerated warehouses with 2,006 licenses, making up 16% of the total licenses. (Figure3)

Figure3. Number of warehouse licenses by classification



Goods transport sector activities

In 2023, the number of valid licenses for good transport (activities) reached 7,963 licenses, where Riyadh Region had the highest number of active licenses at 1,996.

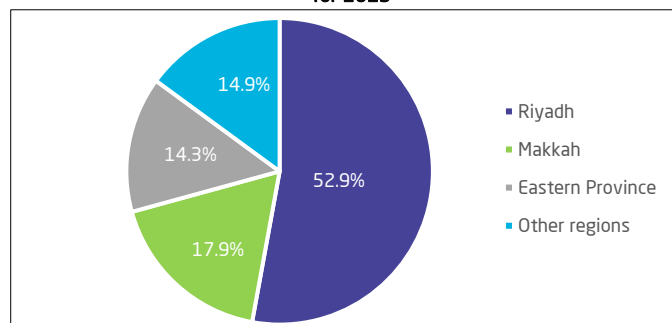
Postal and parcel sector

According to the data for 2023, the total number of sales outlets of postal service exceeded 1,300. The number of cargos reached over 140 million, with an average delivery time of 2.45 days.

Number of warehouses by administrative region

Data revealed that the total number of warehouses in the Kingdom was 12,451, covering an area of 22.8 million square meters. Riyadh Region had the highest number of warehouses and area, with 6,584 warehouses covering an area of 10.6 million square meters, followed by Makkah Region with 2,224 warehouses, covering an area of 6.5 million square meters. (Figure4)

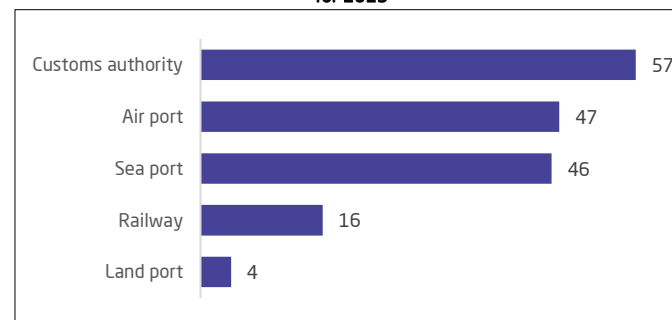
Figure4. Relative distribution of warehouses across the kingdom's regions for 2023



Number of customs clearance activity licenses

Data showed that the total number of customs clearance activity licenses valid for 2023 amounted to 170 licenses. Customs authority licenses were the highest in the number of licenses valid for 2023, with 57 licenses, followed by air ports licenses with 47 licenses. (Figure5)

Figure5. Number of customs clearance activity licenses valid by type of customs for 2023



Key Indicators of Warehousing and Logistics Statistics 2023

Key Indicators	Unit	2023
Number of logistics centers	Number	22
sales outlets Postal Service	Number	+ 1300
Total number of warehouses	Number	12,451
Number of transport documents issued for the transport of goods	Number (million)	10.5
Number of carriers issuing transport documents	Number	6,863
Total customs clearance activity licenses valid for 2023	Number	170
Number of licensed delivery app companies for transporting freight	Number	37

Tables.

Methodology and Quality Report

The warehousing and logistics statistics are an annual publication that provides statistics and indicators about the warehousing and logistics sector. This publication serves as a reliable basis for conducting studies and research in the field of warehousing and logistics, as well as for local, regional, and international comparisons. The publication is based on administrative record data from several government and private entities.

[Methodology and Quality Report.](#)