

Operating Revenue Index increases by 5.0% in November 2025

Preliminary results indicated a 5.0% increase in the Operating Revenue Index compared to the same month of the previous year (November 2024). On a monthly basis, the index decreased by 1.2%, Issued building permits recorded an annual growth of 28.4% compared to the same month last year, and a monthly increase of 7.7% compared to October 2025.

Operating Revenue Index

In November 2025, the Operating Revenue Index increased by 5.0% year-on-year, supported by an increase in manufacturing activities by 6.5% wholesale and retail trade, and repair of motor vehicles activities, which increased by 9.5% and increases in construction activities by 7.4% and increases of 14.4% and 8.6% in financial and insurance activities, respectively.

On a monthly basis, the Operating Revenue Index decreased by 1.2% affected by a decrease in mining and quarrying activities by 3.8% and wholesale and retail trade, and repair of motor vehicles activities which decreased by 1.2% and decreases in human health and social work activities by 1.4% and decreases of 25.8% and 2.2% in electricity, gas, steam and air conditioning supply activities and professional, scientific and technical activities, respectively.

Figure 1. Operating Revenue Index and annual growth rates

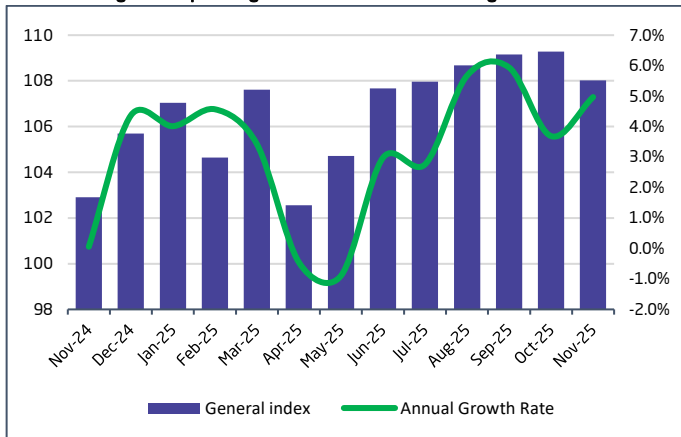
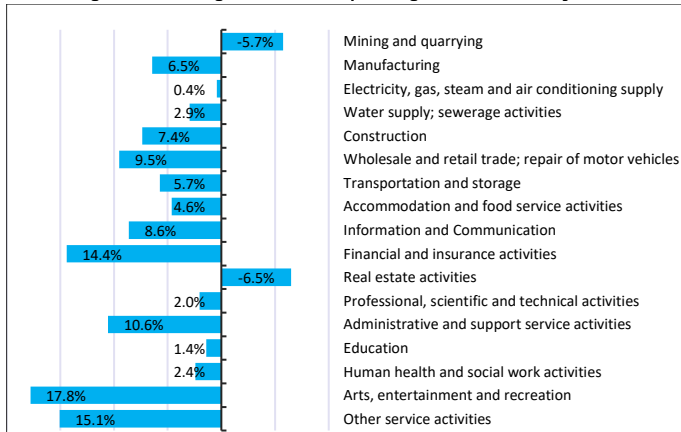


Figure 2. Annual growth rate of Operating Revenue Index by ISIC4



Employees Compensation Index

Compared to November of the previous year, the Employees Compensation Index increased by 13.6% supported by an increase in manufacturing activities by 18.8% and construction activities which increased by 4.7% and increases wholesale and retail trade, and repair of motor vehicle activities by 10.5% and increases of 15.0% and 9.5% in mining and quarrying activities and financial and insurance activities, respectively.

On a monthly basis, the employee compensation showed an increase of 0.1% supported by an increase in construction activities by 0.2% wholesale and retail trade, and repair of motor vehicle activities which increased by 1.2%, and increases financial and insurance activities by 1.0%, and increases of 0.3% and 2.0% human health and social work activities and administrative and support service activities, respectively.

Figure 3. Employees Compensation Index and annual growth rates

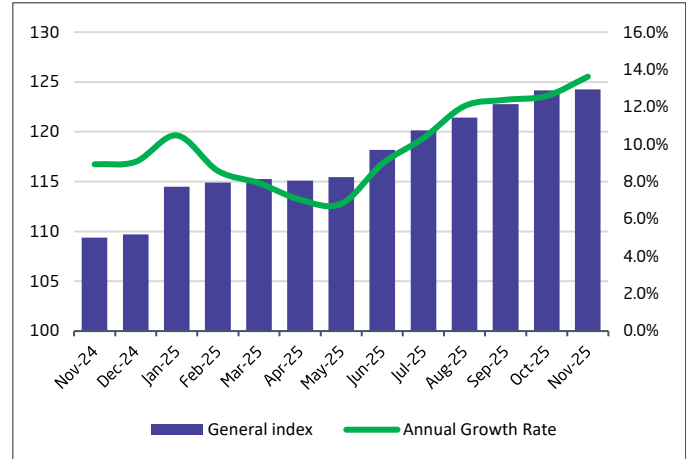
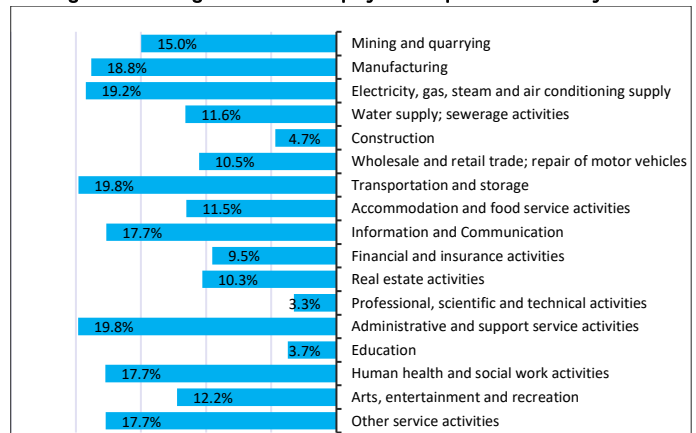


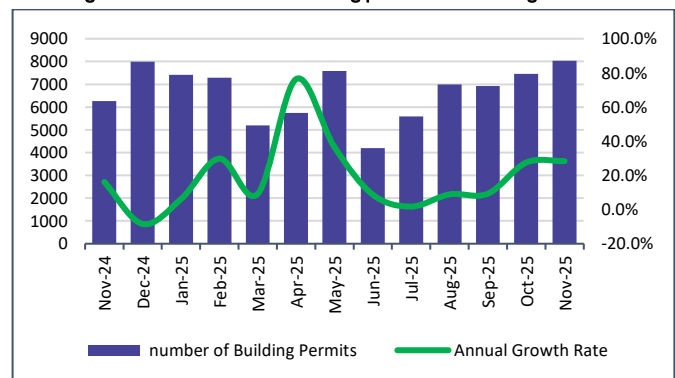
Figure 4. Annual growth rate of Employees Compensation Index by ISIC4



Issued building permits

In November 2025, the annual growth rate of the number of issued building permits increased by 28.4% as a result of the increase in the number of issued building permits during November to reach (8,034) compared to (6,258) in November of the previous year. Compared to October 2025, the number of issued building permits increased by 7.7% reaching (7,457) in that month.

Figure 5. Number of issued building permits and annual growth rates



Methodology and quality

The Short-Term Business Statistics product is one of the economic statistical products aimed at measuring the performance of various activities of the economy in the short term through monthly indicators that monitor developments and growth rates for each activity. The product covers all economic activities of establishments operating in the business sector. More details can be found through the following link: [Methodology and Quality](http://www.stats.gov.sa) , table