

## Operating Revenues Index increases by 5.9% in February 2026 compared with the same month of the previous year

Preliminary results indicate a 5.9% increase in the Operating Revenues Index compared with the same month of the previous year (February 2025). On a monthly basis, the Index increased by 0.3% compared with January 2026. Issued building permits recorded an annual decrease of 18.8% compared with the same month last year, and a monthly decrease of 14.4% compared with January 2026.

### Operating Revenues Index in February 2026

The Operating Revenues Index increased by 5.9% year-on-year, supported by an increase in manufacturing activities by 0.1% mining and quarrying activities, which increased by 6.5% and increases in wholesale and retail trade and repair of motor vehicles activities by 9.1% and increases of 5.1% and 15.5% in construction activities and financial and insurance activities, respectively.

On a monthly basis, the Operating Revenues Index increased by 0.3% supported by an increase in manufacturing activities by 0.4% and mining and quarrying activities which increased by 0.8% and a wholesale and retail trade and repair of motor vehicles activities by 0.6% and increased of 0.5% and 1.4% in construction activities and financial and insurance activities, respectively.

Figure1. Operating Revenues Index and annual change rates

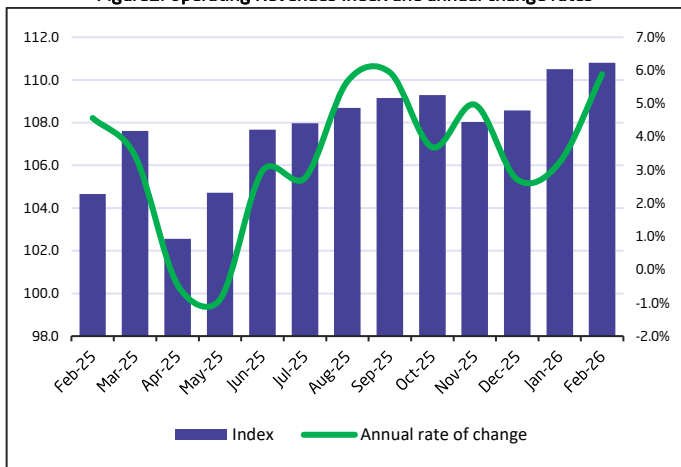
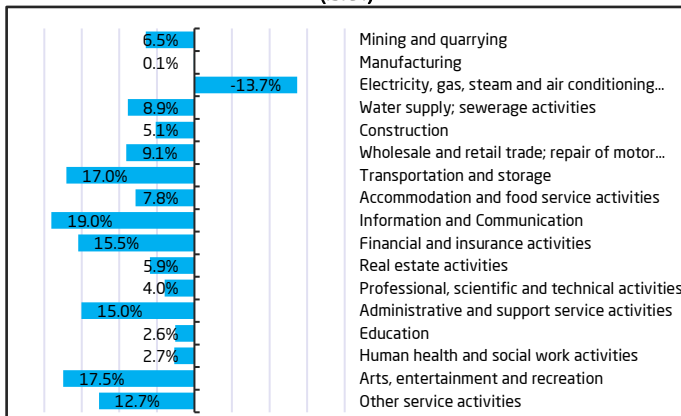


Figure 2. Annual change rate for Operating Revenues Index by Economic Activities (ISIC4)



### Employees Compensation Index

The Employees Compensation Index recorded an annual increase by 9.8% supported by an increase in manufacturing activity by 9.9% construction activities by 7.6% wholesale and retail trade and repair of motor vehicles and motorcycle activities by 10.3% and mining and quarrying activities and financial and insurance activities by 1.1% and 14.0%, respectively.

On a monthly basis, the Employees Compensation Index showed an increase of 0.7% supported by an increase in manufacturing activity by 1.9% construction activities by 0.6% wholesale and retail trade and repair of motor vehicles and motorcycle activities by 1.2%, and mining and quarrying activities and financial and insurance activities by 0.4% and 1.1% respectively.

Figure3. Employees Compensation Index and annual change rates

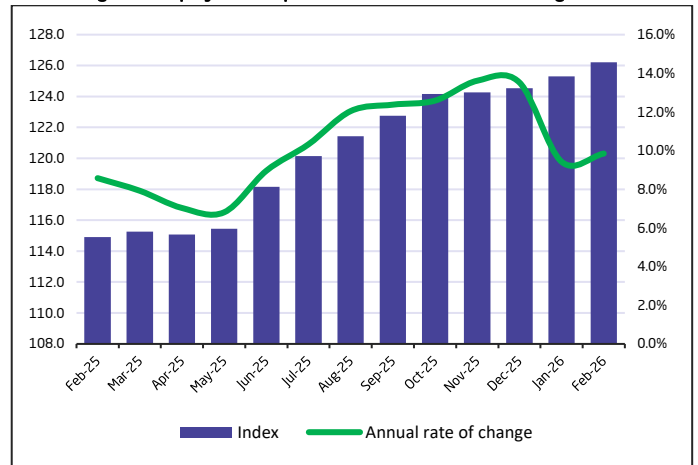
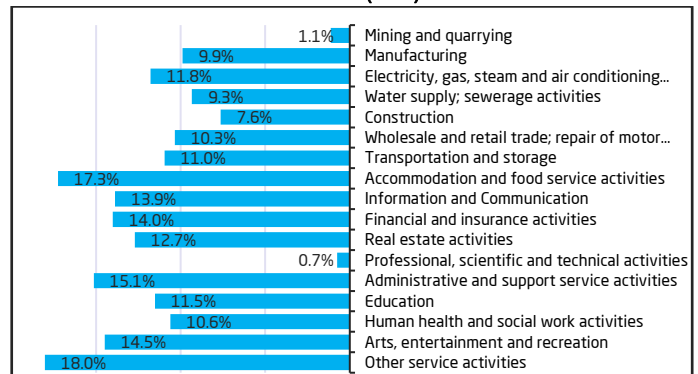


Figure 4. Annual change rate for Employees Compensation Index by Economic Activities (ISIC4)

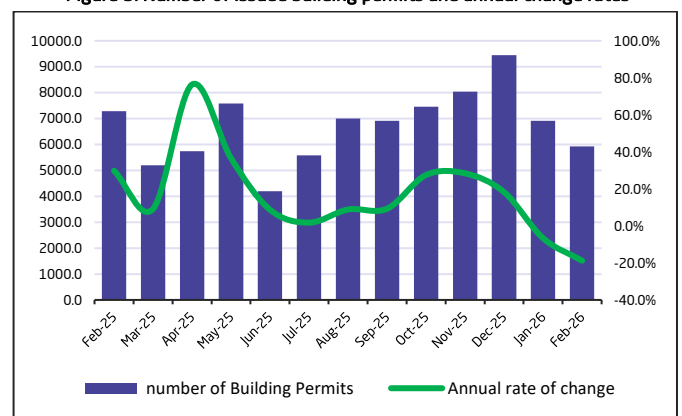


### Issued building permits

During February 2026, the number of issued building permits decreased by 18.8% compared to the same month of the previous year, declining from (7,290) permits in February 2025 to (5,920) permits.

Compared to January 2026, the number of building permits issued also decreased from (6,919) permits to (5,920) permits, a decrease of 14.4%

Figure 5. Number of issued building permits and annual change rates



### Methodology and quality

The Short-term Business Statistics product is one of the economic statistical products aimed at measuring the performance of various activities of the economy in the short term through monthly indicators that monitor developments and growth rates for each activity. The product covers all economic activities of establishments operating in the business sector. More details can be found through the following link; [Methodology and Quality](#) , table