

Operating Revenues Index increases by 10.6% in April 2026

Preliminary results indicated a 10.6% increase in the Operating Revenues Index compared with the same month of the previous year (April 2025). On a monthly basis, the Index decreased by 3.8% compared with March 2026. Issued building permits recorded an annual increase of 28.2% compared with the same month last year and a monthly increase of 42.5% compared with March 2026.

Operating Revenues Index in April 2026

The Operating Revenues Index increased by 10.6% year-on-year, supported by a 10.3% increase in manufacturing activities, a 22.5% increase in mining and quarrying activities, a 6.9% increase in wholesale and retail trade and repair of motor vehicles activities, and increases of 5.4% and 14.2% in construction activities and financial and insurance activities, respectively.

On a monthly basis, the Operating Revenues Index decreased by 3.8%, affected by a 19.1% decrease in manufacturing and mining and quarrying activities, a 1.5% decline in wholesale and retail trade and repair of motor vehicles activities, a 2.5% decline in financial and insurance activities, and decreases of 1.5% and 4.9% in information and communication activities and transportation and storage activities, respectively.

Figure 1. Operating Revenues Index and annual change rates

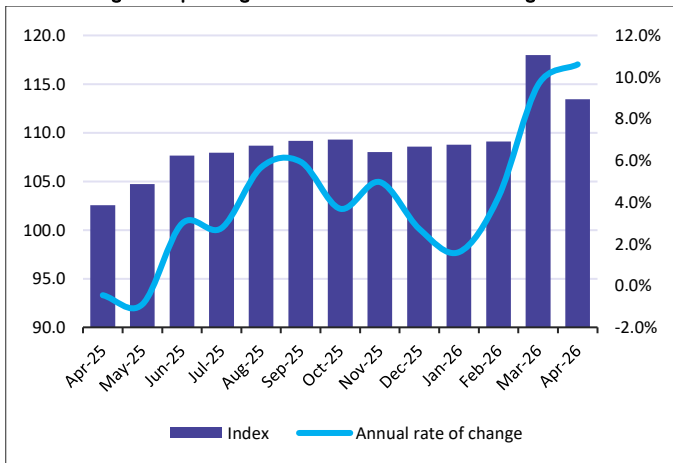
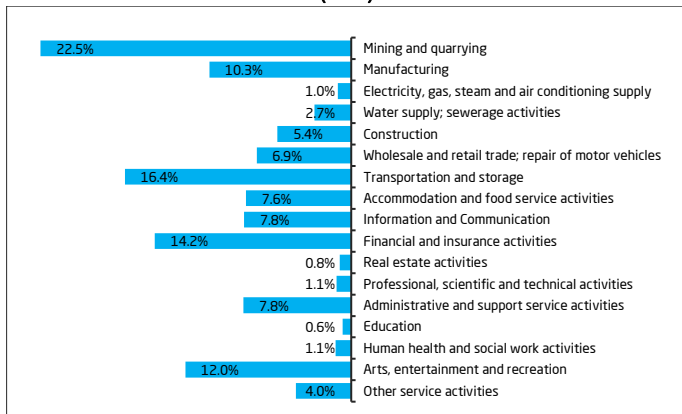


Figure 2. Annual change rate for Operating Revenues Index by Economic Activities (ISIC4)



Employees Compensation Index

The Employees Compensation Index recorded an annual increase of 10.1%, supported by an increase in manufacturing activities by 12.1%, construction activities by 8.0%, wholesale and retail trade and motorcycle activities by 9.3%, and mining and quarrying activities and financial and insurance activities increases by 1.8% and 12.5%, respectively.

On a monthly basis, the Employees Compensation Index showed an increase of 0.1%, supported by an increase in manufacturing activities by 0.8%, construction activities by 0.1%, financial and insurance activities increase by 0.5%, and transportation and storage activities and human health and social work activities increase by 0.1% each.

Figure 3. Employees Compensation Index and annual change rates

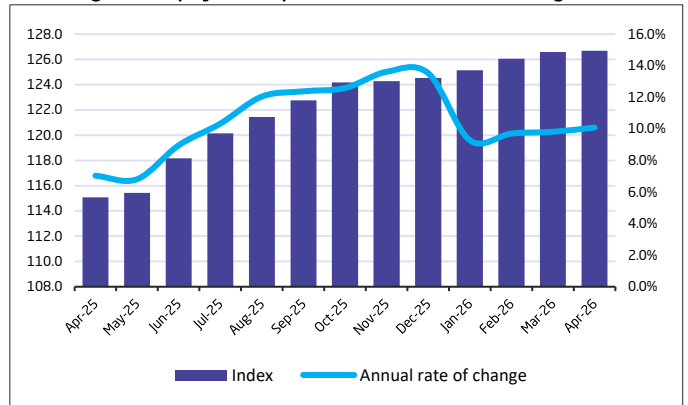
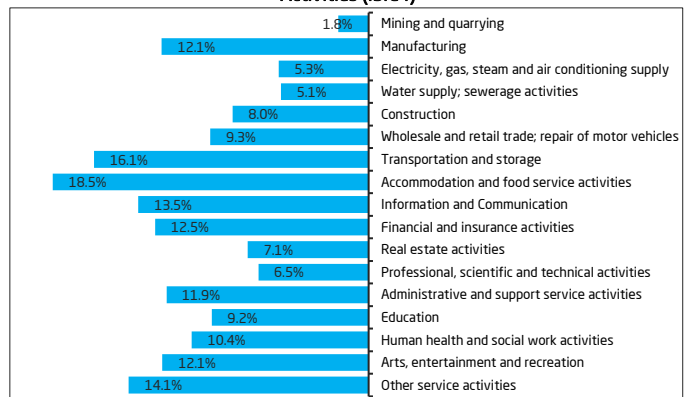


Figure 4. Annual change rate for Employees Compensation Index by Economic Activities (ISIC4)

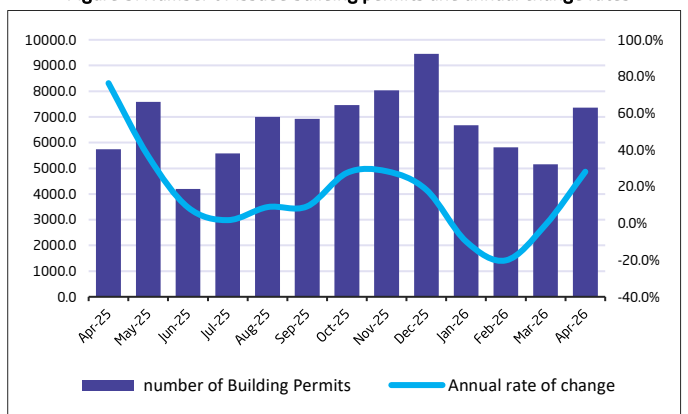


Issued building permits

During April 2026, the number of issued building permits increased by 28.2% compared to the same month of the previous year, reaching (7,356) permits compared to (5,740) permits in April 2025.

Compared to March 2026, the number of issued building permits increased by 42.5%, reaching (5,162) permits in that month.

Figure 5. Number of issued building permits and annual change rates



Methodology and quality

The Short-Term Business Statistics product is one of the economic statistical products aimed at measuring the performance of various activities of the economy in the short term through monthly indicators that monitor developments and growth rates for each activity. The product covers all economic activities of establishments operating in the business sector. More details can be found through the following link: [Methodology and Quality, table](#)