

Key results of statistics of small and medium enterprises during 2023

The results presented in this report are based on the Comprehensive Economic Survey 2023, which contributed to providing more comprehensive and detailed data on the business establishments in the Kingdom.

This report presents the survey results for the detailed activities of micro, small, and medium enterprises, as the total operating revenues amounted to 1,608 billion SAR, while the total operating expenditure reached 721.6 billion SAR, and the total compensation of employees reached 228 billion SAR.

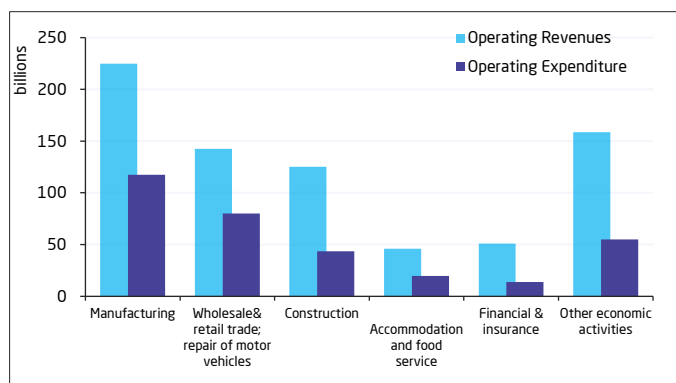
Main statistics of medium-sized enterprises during 2023

The value of operating revenue of the medium-sized enterprises (50-249 employees) amounted to 747.7 billion SAR, with the manufacturing activities contributing 30.1 %. However, wholesale and retail trade activities contributed 19.1%, followed by construction activities with 16.7 %, accommodation and food services 6.2%, financial and insurance activities 6.8% , and the rest of the other economic activities combined contributed 21.2%.

On the other hand, the value of operating expenditure amounted to 330.2 billion SAR, with manufacturing activities contributing 35.6%, wholesale and retail trade activities 24.3%, construction activities 13.2%, accommodation and food services, and financial and insurance activities contributing 6.0% and 4.2%, respectively, and the rest of the other economic activities collectively contributed 16.7% of operating expenditure.

The total compensation of employees amounted to 107.4 billion SAR.

Figure 1: Operating revenues and operating expenditure in medium-sized enterprises during 2023



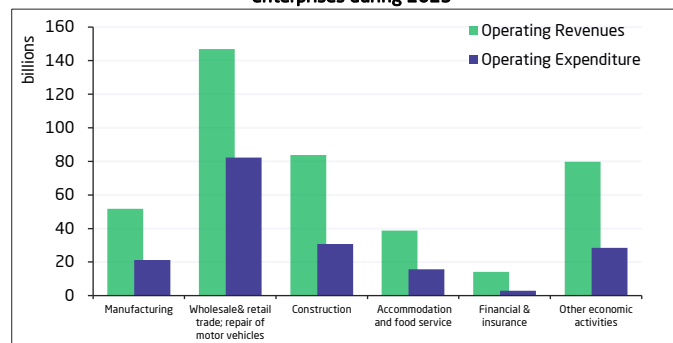
Main statistics of small-sized enterprises during 2023

The operating revenue of small-sized enterprises (6-49 employees) amounted to 415.2 billion SAR, with the wholesale and retail trade activities contributing 35.4 %. However, construction activities contributed 20.2%, followed by manufacturing activities with 12.5 %, accommodation and food services, and financial and insurance activities contributing 9.3% and 3.4%, respectively, and the rest of the other economic activities combined contributed at 19.2%.

On the other hand, the value of operating expenditure amounted to 181.4 billion SAR, with the wholesale and retail trade activities contributing 45.3%, construction activities 17.0%, manufacturing activities 11.7%, accommodation and food services, and financial and insurance activities contributing 8.7% and 1.6%, respectively, and the rest of the other economic activities collectively contributed 15.7% of operating expenditure.

The total compensation of employees amounted to 60.9 billion SAR.

Figure 2: Operating revenues and operating expenditure in small -sized enterprises during 2023



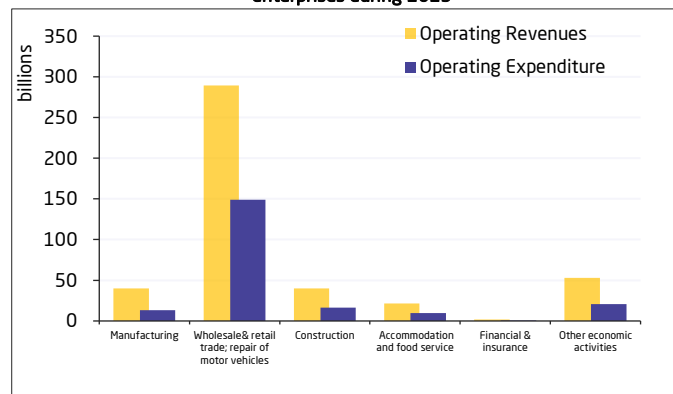
Main statistics of micro enterprises during 2023

The operating revenue of micro-sized enterprises (1-5 employees) amounted to 445.5 billion SAR, with the wholesale and retail trade activities contributing 64.9 %, while manufacturing activities contributed 9.0%, followed by construction activities with 9.0 %, accommodation and food services, and financial and insurance activities contributing 4.8% and 0.4%, respectively, and the rest of the other economic activities combined contributed at 11.9%.

On the other hand, the value of operating expenditure amounted to 209.9 billion SAR, with the wholesale and retail trade activities contributing 71.0%, construction activities 7.8%, manufacturing activities 6.3%, accommodation and food services, and financial and insurance activities contributing 4.6% and 0.3%, respectively, and the rest of the other economic activities collectively contributed 9.9% of operating expenditure.

The total compensation of employees amounted to 59.6 billion SAR.

Figure 3: Operating revenues and operating expenditure in micro -sized enterprises during 2023



Disclaimer

These results are based on the Comprehensive Economic Survey conducted in 2023, through which a full count of establishments was carried out, the establishment frame was updated, and the level of coverage was enhanced. Accordingly, the results are not comparable to those of previous years, until GASTAT finalizes the updates to the results up to the year 2019.

Methodology and Quality

Small and medium enterprises statistics are among the most prominent periodic economic statistics conducted annually, as they provide a set of key economic indicators that help in understanding the structure of small and medium enterprises.

These statistics aim to provide indicators related to operating revenues, operating expenditures, and compensation of employees, in accordance with the International Standard Industrial Classification of All Economic Activities (ISIC4). For further information, please refer to: [Methodology and Quality, table](#)