

## PPI in Saudi Arabia records an increase of 1.0% in February 2026

Producer Price Index (PPI) in Saudi Arabia recorded an increase of 1.0% in February 2026, compared to the same month in 2025. This increase was driven by a 0.8% rise in manufacturing prices, a 1.0% increase in prices of electricity, gas, steam, and air conditioning supply, and an 11.1% rise in prices of water supply, sewerage, waste management and remediation activities (Figure 1).

### Manufacturing leads inflation in February 2026 on a year-on-year basis

Manufacturing prices recorded an increase of 0.8%, supported by a 2.6% rise in prices for the manufacture of chemicals and chemical products, a 0.1% rise in prices for the manufacture of food products, and increases in prices for the manufacture of basic metals by 3.1%, fabricated metal products (except machinery and equipment) by 3.2%, and wearing apparel by 8.8%. While prices for the manufacture of refined petroleum products decreased by 0.4%, the prices also fell for the manufacture of paper and paper products by 1.8%, furniture by 1.2%, and beverages by 0.2% (Figure 3)

Electricity, gas, steam, and air conditioning supply prices increased by 1.0%; also, the water supply, sewerage, waste management and remediation prices rose by 11.1% in February 2026.

### PPI remains stable in February 2026 on a month-on-month basis

On a monthly basis, the Producer Price Index recorded relative stability in February 2026 compared with January 2026.

However, the detailed analysis of the index showed an increase in manufacturing prices by 0.1%, supported by a 0.2% increase in prices for the manufacture of refined petroleum products, as well as increases

in the prices of other non-metallic mineral products by 0.5% and basic metals by 0.7%.

Electricity, gas, steam, and air conditioning supply prices remained stable; also, the water supply, sewerage, and waste management and remediation prices remained stable in February 2026 compared to January 2026.

Figure 1. PPI annual change in February 2026 (%)

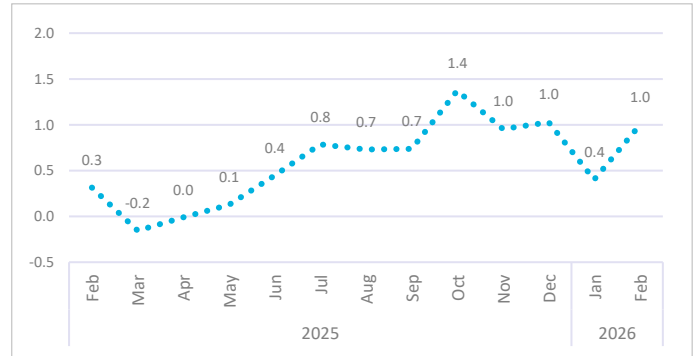


Figure 2. PPI annual index by main divisions for February 2026 (%)

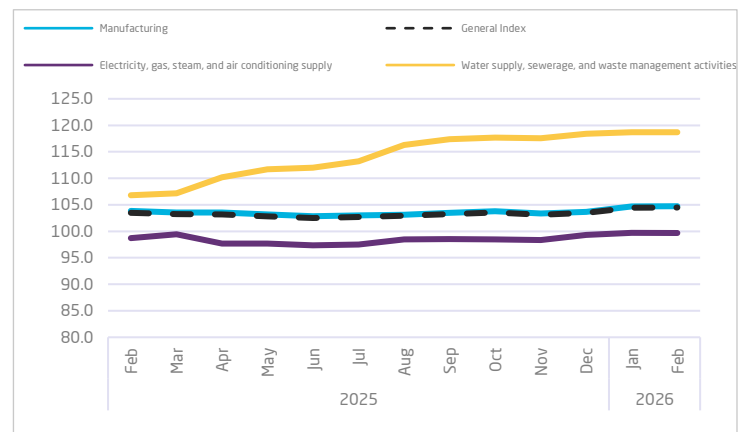
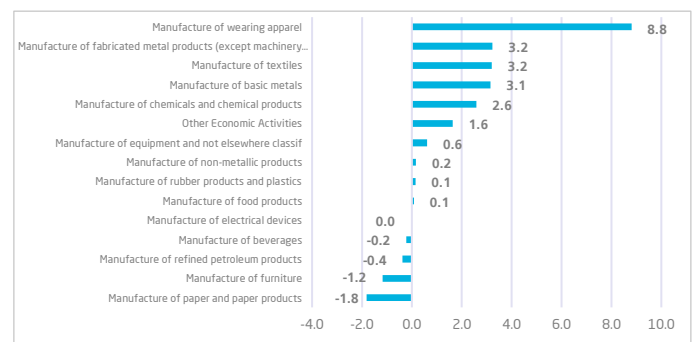


Figure 3. Annual changes in prices of manufacturing activities for February 2026 (%)



### Methodology and quality

The Producer Price Index (PPI) is an economic indicator that reflects relative changes in domestic product prices, based on data from the Producer Price Survey, which is conducted on a sample of industrial establishments operating in the targeted industrial activities, namely manufacturing, electricity and gas supply, and water supply, sewerage, waste management and remediation activities.

The data for this index is published on a monthly basis and is classified according to the National Classification of Economic Activities (ISIC4).

For more details, click: [Methodology and Quality , table](#)