

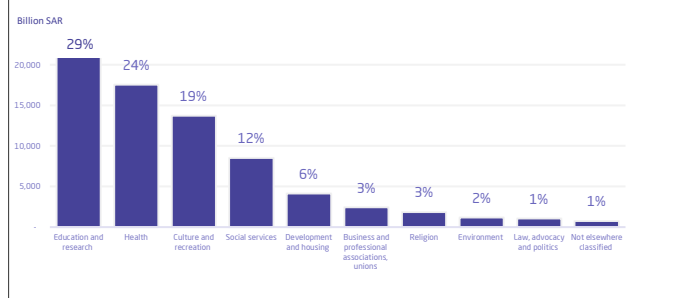
Total revenues of non-profit organizations in the Kingdom grew by 22.0% in 2024

According to the 2024 non-profit organizations statistics, the total revenues reached SAR 73.1 billion in 2024, with an increase of 22.0% compared to 2023. Total expenditure amounted to SAR 60.8 billion, with an increase of 17.0% compared to 2023. Employee compensation reached SAR 28.9 billion, with an increase of 13.0% compared to 2023. The distribution of employees across non-profit activities shows that culture and recreation, and social services are the largest sectors. Gross fixed capital formation amounted to SAR 2.9 billion.

Total revenues of non-profit sector organizations

Non-profit organization statistics indicate that total revenues in 2024 amounted to SAR 73.1 billion, while the revenues of the non-profit sector amounted to SAR 60 billion in 2023. At the level of sector activities, education and research activities contributed 29.0% to the total revenues, followed by health activities at 24.0%, and then culture and recreation activities at 19.0%. These activities are the most significant contributors to the total revenues of non-profit sector organizations.

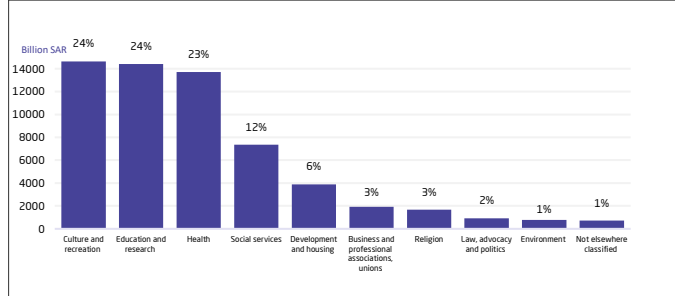
Figure 1. Total revenue for non-profit sector organizations by activity during 2024



Total expenditures of non-profit sector organizations

Statistics from non-profit sector organizations indicate that total expenditure increased to SAR 60.8 billion in 2024, compared to SAR 51.8 billion in 2023. The distribution of spending in 2024 was concentrated on culture and recreation and education and research activities, each accounting for 24.0%, in addition to health activities at 23.0%, together constituting the activities that contribute most to total non-profit sector expenditures.

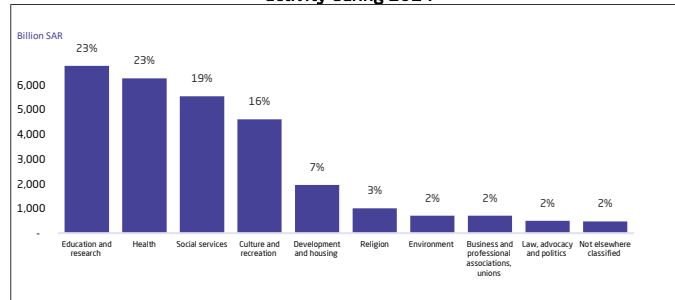
Figure 2. Total expenditures for non-profit sector organizations by activity during 2024



Employees compensation in non-profit sector organizations during 2024

Total compensation paid to employees in non-profit organizations reached SAR 28.9 billion in 2024, compared to SAR 25 billion in 2023. Education and research activities accounted for the largest share of compensation at 23.0%, followed by health at 23.0%, and social services at 19.0%.

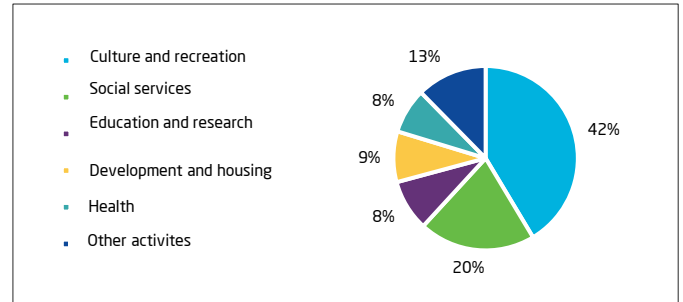
Figure 3. Total compensation for employees of non-profit sector organizations by activity during 2024



Percentage distribution of employees in statistics of non-profit sector organizations

Results regarding the percentage contribution of the number of employees during 2024 indicated the most prominent activities in non-profit sector organizations, where culture and recreation activities contributed 42.0%, social services activities 20.0%, development and housing 9.0%, and health, education and research activities 8.0%. However, other non-profit sector activities recorded the remaining percentage with 13.0%.

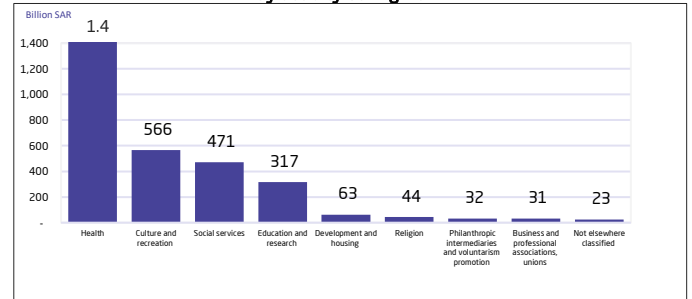
Figure 4. Percentage distribution of employees in statistics of non-profit sector by activity during 2024



Gross fixed capital formation in 2024

Non-profit sector recorded total fixed asset purchases of SAR 4.37 billion and total sales of SAR 1.38 billion. Health activities accounted for the highest contribution to gross fixed capital formation at SAR 1.4 billion, followed by culture and recreation activities at SAR 566 million, and then social services activities at SAR 471 million. These activities were the largest contributors to gross fixed capital formation.

Figure 5. Total fixed capital formation for non-profit sector organizations by activity during 2024



Methodology and quality

Non-profit sector statistics survey is a comprehensive database of economic data for the non-profit sector and contributes directly to providing and measuring a wide range of economic indicators that meet the needs of beneficiaries and help support decision-makers and policymakers.: [Methodology and Quality](#) ,table