

## IPI increases by 8.9% in February 2026

Preliminary results indicate an increase of 8.9% in the Industrial Production Index (IPI) in February 2026 compared to the same month of the previous year (February 2025), supported by the rise in mining and quarrying activity, manufacturing activity and water supply, sewerage and waste management and remediation activities. However, IPI decreased by 0.2% compared to January 2026.

### Sub-index of mining and quarrying activity

In February 2026, the sub-index of mining and quarrying activity increased by 13.0% compared to the same month of the previous year. Saudi Arabia increased its oil production to 10.1 million barrels per day in February 2026 compared to 8.9 million barrels per day in February 2025. On a monthly basis, the sub-index of mining and quarrying activity increased by 0.1%.

### Sub-index of manufacturing activity

Compared to February of the previous year, the sub-index of manufacturing activity increased by 3.6%, supported by an increase in the manufacture of coke and refined petroleum products which increased by 5.2%, and manufacture of chemicals and chemical products which increased by 4.5%

On a monthly basis, the sub-index of manufacturing activity showed a decrease of 0.2%, affected by the decline in the activity of the manufacture of coke and refined petroleum products, which decreased by 0.8%, and the manufacture of chemicals and chemical products which decreased by 1.4%

**Table1. Sub-activities of manufacturing industry**

Economic Activity ISIC4	Index			Change	
	FEB-26	JAN-25	FEB-25	Annual	Monthly
Manufacture of coke and refined petroleum products	109.3	110.1	103.9	5.2%	-0.8%
Manufacture of chemicals and chemical products	126.3	128.2	120.9	4.5%	-1.4%
Manufacture of food products	119.5	117.6	113.0	5.8%	1.6%
Manufacture of non-metallic products	143.3	144.3	140.1	2.2%	-0.8%
Manufacture of basic metals	117.9	120.3	111.1	6.2%	-2.0%
Manufacture of beverages	138.6	139.0	138.5	0.1%	-0.3%
Manufacture of paper and paper products	148.7	145.8	146.0	1.9%	2.0%
Manufacture of electrical devices	138.6	138.2	143.2	-3.2%	0.3%
Manufacture of furniture	94.7	93.0	94.6	0.1%	1.8%
Other Economic Activities	144.7	142.5	144.4	0.2%	1.6%

\*Preliminary data.

### Sub-index of electricity, gas, steam, and air conditioning supply, and sub-index of water supply, sewage and waste management and remediation activities

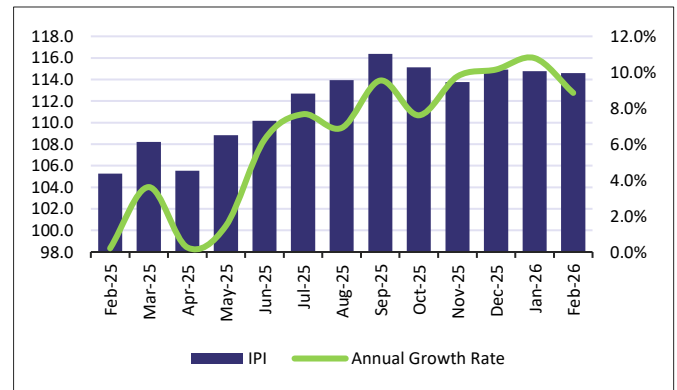
The sub-index of electricity, gas, steam, and air conditioning supply activity recorded an annual decrease of 3.7%, and the sub-index of water supply, sewerage and waste management and remediation activities increased by 8.1%.

Based on the month-on-month trend, the sub-index of electricity, gas, steam, and air conditioning supply activity decreased by 3.9%, and the sub-index of water supply, sewerage and waste management and remediation activities decreased by 4.1%

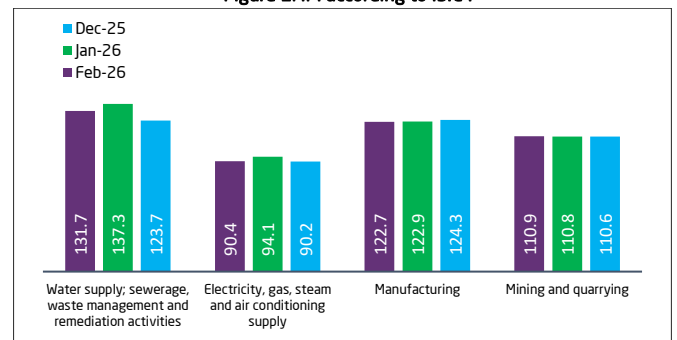
### IPI by main economic activities

The index of oil activities in February 2026 increased by 11.5% compared to the same month of the previous year. The index of non-oil activities increased by 2.4%. Based on the month-on-month trend, the index for oil activities decreased by 0.1%, and the index of non-oil activities decreased by 0.4%.

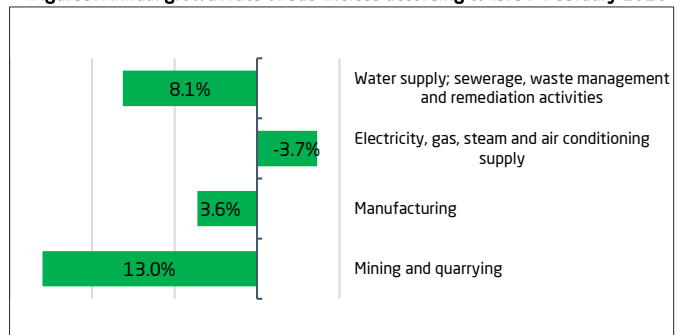
**Figure1. General index and annual growth rates**



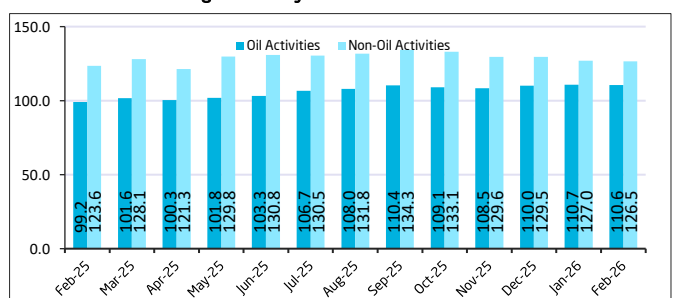
**Figure 2. IPI according to ISIC4**



**Figure3. Annual growth rate of sub-indices according to ISIC4- February 2026**



**Figure4. IPI by main economic activities**



### Methodology and Quality

IPI is an economic indicator that reflects the relative changes in the volume of industrial production quantities, based on the Industrial Production Survey data. It is conducted on a sample of industrial establishments that operate in the targeted industrial activities, which are: mining and quarrying, manufacturing, electricity, gas, steam, and air conditioning supply, and water supply, sewerage and waste management and remediation activities. The data for this index, which is published on a monthly basis, is classified according to the National Classification of Economic Activities (ISIC 4). For more details, refer to the: [Methodology and Quality, table](#)