

FDI inflows increase by 24% in 2024 compared to last year

Foreign direct investment (FDI) inflows amounted to SAR 119 billion, recording a 24% growth compared to 2023, when they stood at SAR 96 billion. Meanwhile, FDI outflows rose to SAR 39 billion in 2024, compared to SAR 10 billion in 2023. FD net flows recorded a 6% decline in 2024, amounting to SAR 80 billion, compared to SAR 86 billion in 2023. In addition, the FDI stock registered a 9% increase compared to the previous year, reaching SAR 977 billion by the end of 2024.

FDI Inflows

Manufacturing activities recorded the highest contribution to total FDI inflows by the end of 2024, amounting to SAR 35 billion, representing 29% of total inflows. This was followed by wholesale and retail trade, and the repair of motor vehicles and motorcycles, with a total of SAR 18 billion, accounting for 15%. Construction activities ranked next, with inflows of SAR 18 billion, also contributing 15% (Figures1 and 2).

FDI Outflows

Manufacturing activities registered the highest contribution to total FDI outflows by the end of 2024, amounting to SAR 16 billion, representing 43% of total outflows. This was followed by construction activities, with a total of SAR 6 billion, accounting for 15%, and transportation and storage activities, which reached SAR 5 billion, contributing 13% (Figures1 and 2).

Figure1: FDI flows (Billion SAR)

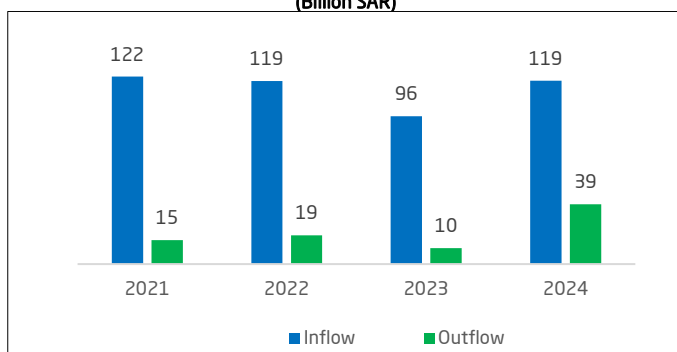
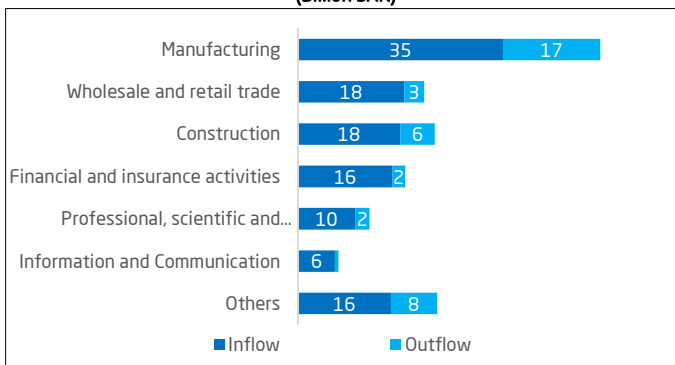


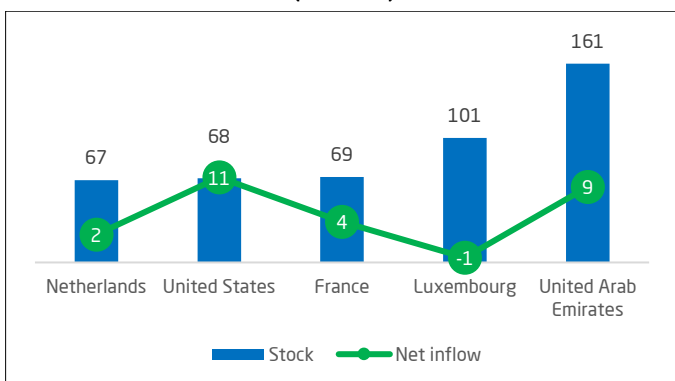
Figure2: FDI flows by economic activity (Billion SAR)



FDI Net Inflows

In terms of the volume of FDI net inflows, the United States recorded the highest net inflows, amounting to SAR 11 billion, followed by the United Arab Emirates with SAR 9 billion in 2024. France came next, with a net flow of SAR 4 billion, followed by Netherlands with a net flow of SAR 2 billion (Figure3).

Figure3: FDI stocks and net inflows by country (Billion SAR)



FDI Stock

In terms of FDI stock volume, the United Arab Emirates recorded the highest level, amounting to SAR 161 billion in 2024, followed by Luxembourg with SAR 101 billion, and France with SAR 69 billion. By activity, manufacturing registered the largest share of total FDI stock by the end of 2024, reaching SAR 277 billion, representing 28% of the total stock. This was followed by wholesale and retail trade and the repair of motor vehicles and motorcycles, with SAR 150 billion (15%), and financial and insurance activities, with SAR 126 billion (13%) (Figures3 and 5).

Figure4: FDI stocks and net flows (Billion SAR)

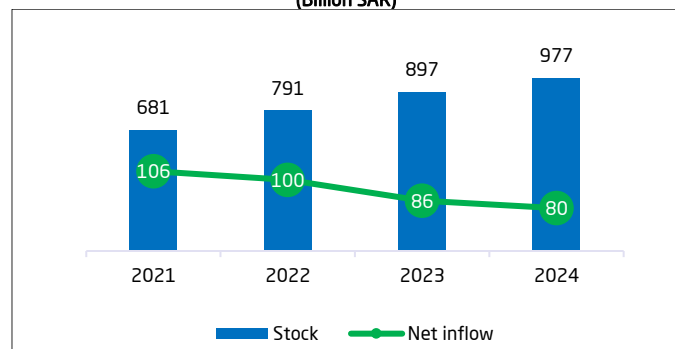
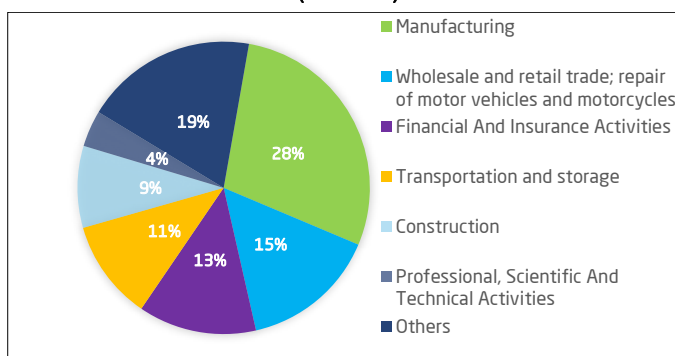


Figure5: FDI stocks by economic activity (Billion SAR)



Reference metadata

The calculation of annual foreign direct investment indicators was based on register-based data from the Ministry of Investment.

[Metadata](#). [Tables](#).