



Operating revenues of the business sector in the Kingdom amount to 5.3 trillion AR Sin 2023

The results of the comprehensive economic survey 2023 indicated a set of key indicators that reflect the main structural features of the business sector, the total operating revenues reached 5,292 billion (5.3 trillion) SAR, the total operating expenditures reached 2,165 billion (2.2 trillion) SAR, employee compensation reached 544.7 billion SAR, and gross fixed capital formation amounted to 867.8 billion SAR .

Operating revenues in business sector during 2023

According to the results, manufacturing activities represented 30.0% of the sector's total revenues, followed by mining and quarrying activities at 21.8%, and wholesale and retail trade activities at 16.0%. These activities are the key contributors to the sector's total operating revenues, collectively accounting for 67.8%, followed by construction activities at 8.1%, financial and insurance activities at 4.7%, information and communications activities at 4.3%, transportation and storage activities at 3.2%, and the rest of the other economic activities together constituted 12.0%

Figure 1: Operating revenues by economic activity during 2023

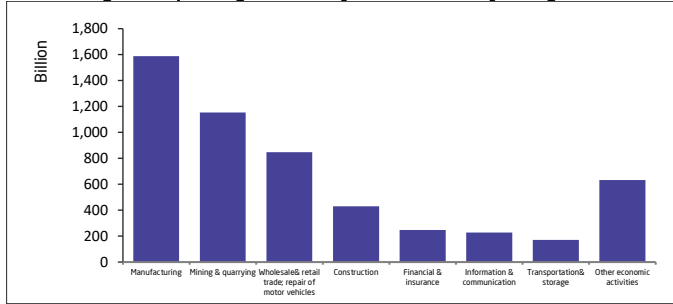
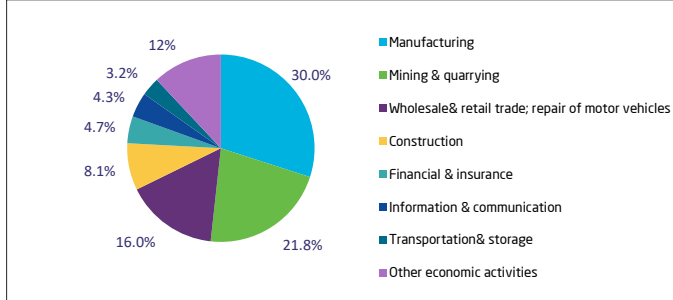


Figure 2: Relative distribution of operating revenues by economic activity in 2023



Operating expenditures in business sector during 2023

Manufacturing activities constituted at 41.5% of the total operating expenditures, followed by wholesale and retail trade activities at 22.3%, and construction activities at 7.6%. These activities collectively represented the highest percentage of the total operating expenditures, with their contributions amounting to approximately 71.4%. While information and communications activities recorded 5.1%, mining and quarrying activities 4.7%, financial and insurance activities 3.5%, transportation and storage activities 3.4%, and the rest of the economic activities together constituted 11.9%.

Figure 3: Operating expenditures by economic activity during 2023

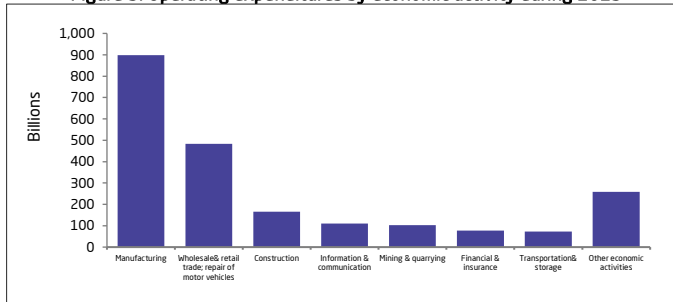
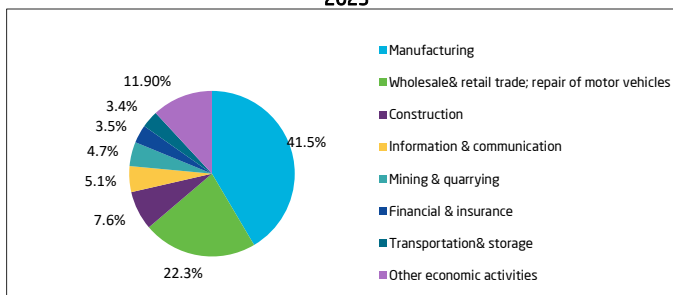


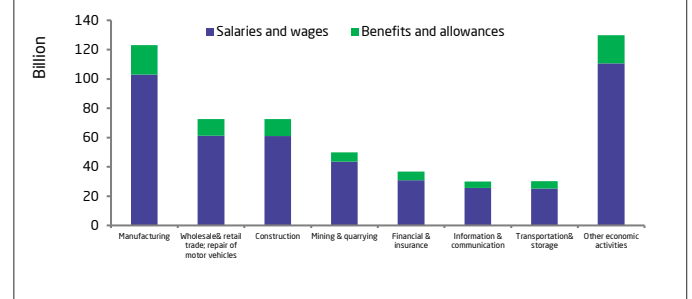
Figure 4: Relative distribution of operating expenditures by economic activity in 2023



Employees compensation during 2023

The value of wages and salaries was approximately 461.1 billion SAR, representing 84.6% of the total compensation. Meanwhile, the values of benefits and allowances reached 83.6 billion SAR accounting for 15.4% of the total compensation.

Figure 5: Employees compensation during 2023



Gross fixed capital formation 2023

According to the results, the total purchases of fixed assets amounted to 1,514 billion SAR, while the sales of fixed assets totaled 646.2 billion SAR.

Wholesale and retail trade activities accounted for the highest contribution to the total of gross fixed capital formation at 22.6%, followed by manufacturing activities at 22.4%, then mining and quarrying activities, and construction at 14.9% and 12.2%, respectively. Information and communication at 5.2%, transportation and storage at 4.6%, financial and insurance at 1.0%.

The remaining other economic activities together constituted 17.2%.

Figure 6: Gross fixed capital formation during 2023

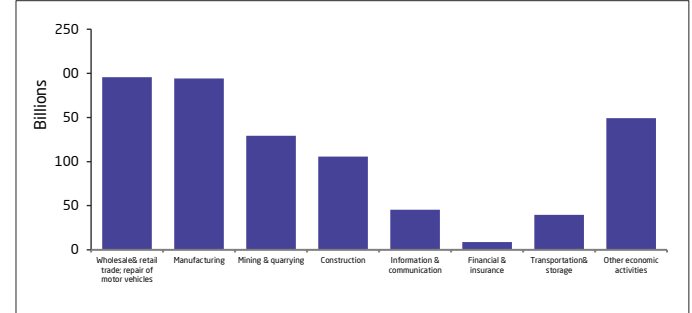
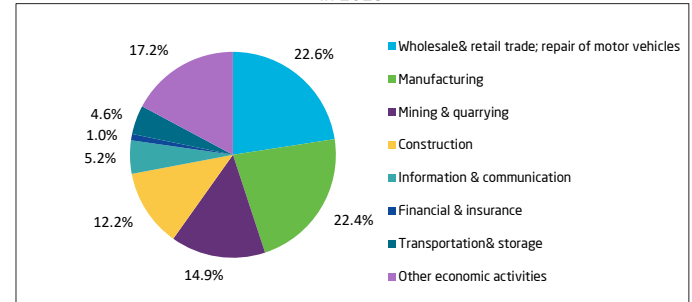


Figure 7: Relative distribution of gross fixed capital formation by economic activity in 2023



Methodology and Quality

The Comprehensive Economic Survey is an integrated database for economic data, playing a key role in providing and measuring a broad range of economic indicators that meet the needs of stakeholders and partners, while also supporting decision-makers and policymakers. For further information, please refer to: [Methodology and Quality, table](#)