

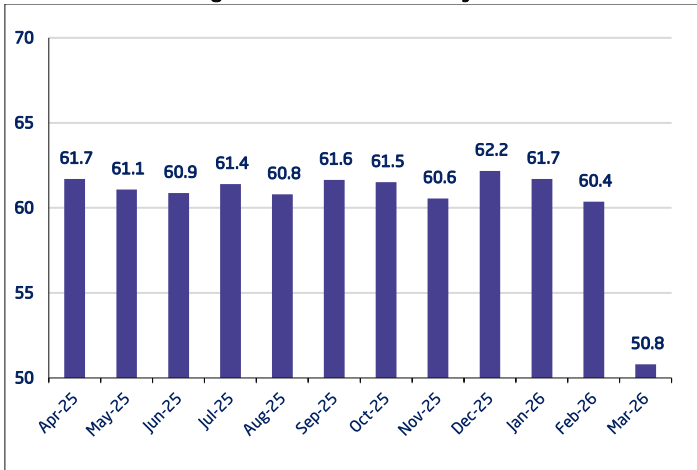
BCI records a level of 52.1 points in March 2026

The Business Confidence Index in the Kingdom recorded 52.1 points in March 2026, maintaining optimistic levels. Compared to February 2026, when the index stood at 60.7 points, it declined by 14.2%. Nevertheless, the index continues to reflect prevailing optimism in the business sector, supported by establishments' confidence in the stability of economic activity and the continued growth across various sectors.

BCI for the industry sector

In March 2026, the (BCI) for the industrial sector recorded 50.8 points, maintaining an optimistic level despite a decline of 15.8% compared to February 2026, when it stood at 60.4 points. This decrease is attributed to a decline in confidence levels related to sales for the current month and expected input costs for the coming month.

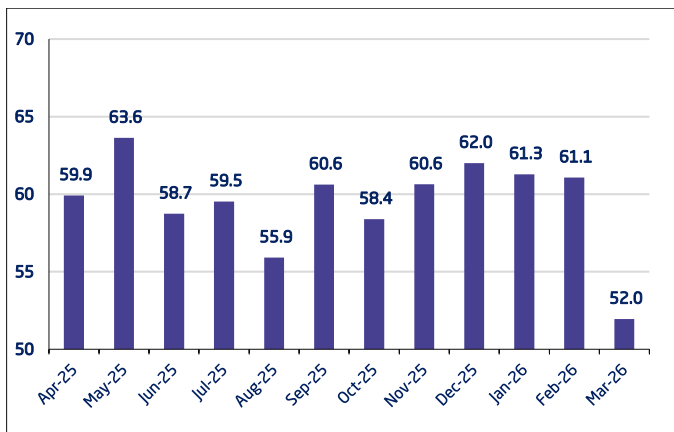
Figure 1. BCI for the industry sector



BCI for the services sector

In March 2026, the (BCI) for the services sector recorded 52.0 points, maintaining an optimistic level despite a decline of 14.9% compared to February 2026, when it stood at 61.1 points. This decrease is attributed to a decline in confidence levels related to purchasing orders for the current month and expected input costs for the coming month.

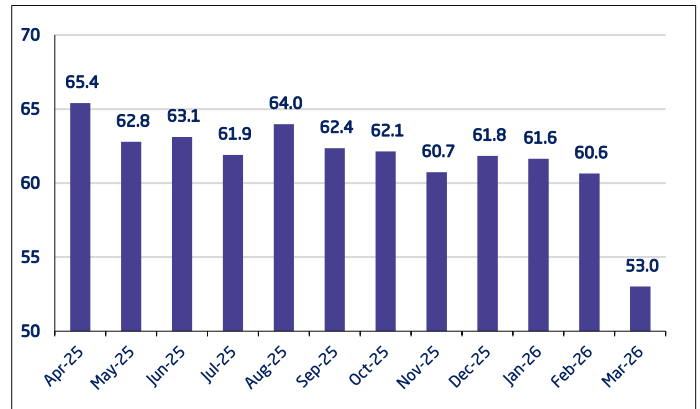
Figure 2. BCI for the services sector



BCI for the construction sector

In March 2026, the construction sector recorded an optimistic level in the (BCI) at 53.0 points, confirming the continued positive confidence among establishments in the sector. This comes despite a decline of 12.6% compared to February 2026, when the index recorded 60.6 points. The decrease is attributed to purchasing orders for the current month and expected input costs for the coming month.

Figure 3. BCI for the construction sector



Monthly changes in the overall BCI

The overall (BCI) recorded 52.1 points in March 2026, marking a 14.2% decline compared to February 2026.

Table 1. Overall BCI and monthly rate of change

Overall BCI		
Month	Index Value	Monthly Rate of Change
April-25	62.7	1.5%
May-25	62.5	-0.3%
June-25	61.5	-1.7%
July-25	61.1	-0.6%
August-25	60.8	-0.4%
September-25	61.7	1.5%
October-25	61.1	-1.1%
November-25	60.7	-0.6%
December-25	62.0	2.2%
January -26	61.6	-0.6%
February-26	60.7	-1.5%
March-26	52.1	-14.2%

Methodology and quality

Business Confidence Index (BCI) is an economic indicator that reflects the level of optimism of establishments regarding their current business conditions and future expectations, based on business confidence survey conducted on a sample of establishments operating across various non-oil economic activities, classified according to the International Standard Industrial Classification of all Economic Activities (ISIC4). The index is measured on a scale ranging from 0 to 100, with 50 representing the neutral level. Values above 50 indicate optimism and higher levels of business confidence, while values below 50 reflect pessimism and lower levels of confidence. For more details, please refer to the following links: [Methodology and quality](#), [Tables](#).