

## Annual Industrial Production Index decreases by 2.3% in 2024, non-oil activities increased by 5.3%.

In 2024, the annual Industrial Production Index (IPI) decreased by 2.3% compared to 2023. This is primarily attributed to the decline in the annual IPI for oil activities decreased by 5.2% compared to the previous year. However, the annual IPI for non-oil activities increased by 5.3%.

Figure1. Annual IPI and the growth rates

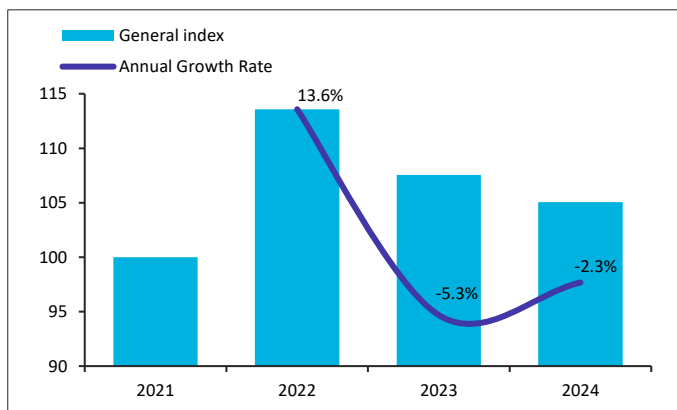
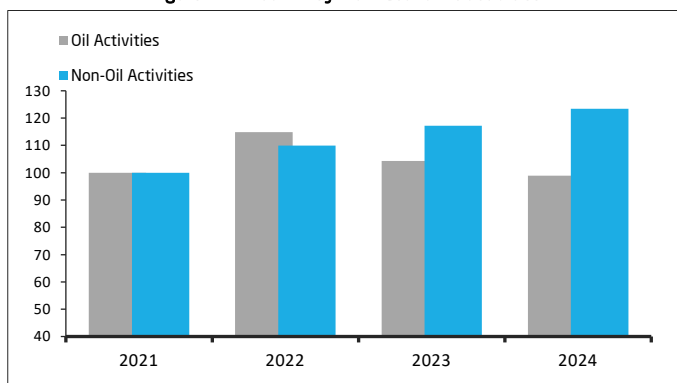


Figure 2. Annual IPI by main Economic activities



### Annual Industrial Production Index according to ISIC4

The annual index for mining and quarrying activity decreased in 2024 by 6.8% compared to 2023, while the annual index for manufacturing activity increased by 4.7%, supported by the rise in the sub-activities, as the annual index of manufacture of coke and refined petroleum products increased by 2.8%, the manufacture of chemicals and chemical products, and manufacture of food products increased by 2.9% and 6.2% respectively.

The annual index of electricity, gas, steam, and air conditioning supply activity increased by 3.5 %, whereas the annual index of water supply, sewerage and waste management and remediation activities increased by 1.6%.

Figure3. Annual IPI according to ISIC4

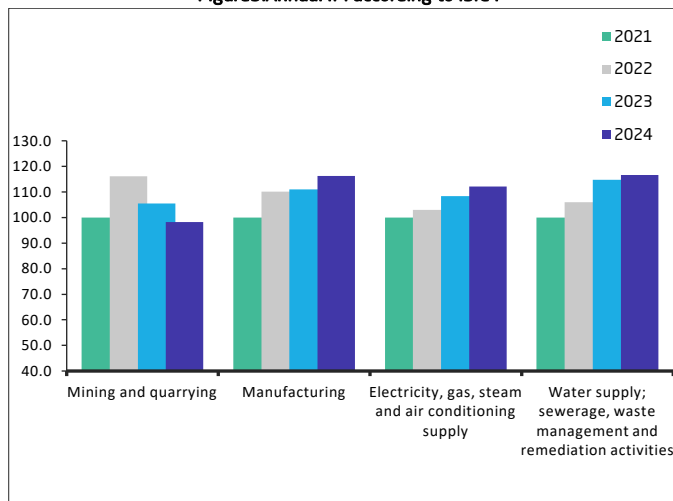
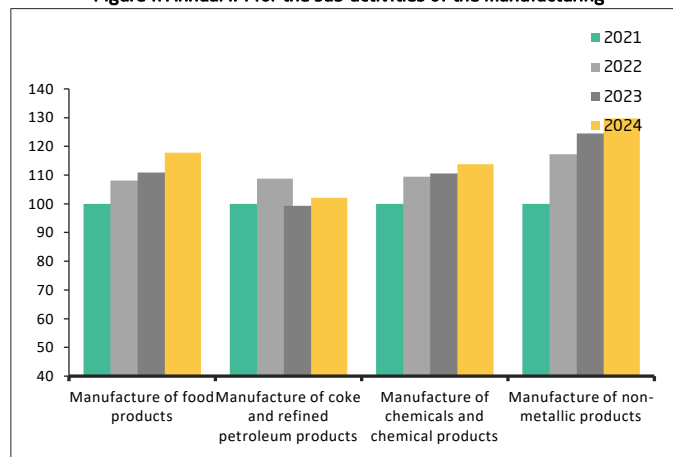


Figure4. Annual IPI for the sub-activities of the manufacturing



### Methodology and quality

IPI is an economic indicator that reflects the relative changes in the volume of industrial output. It is calculated according to the industrial production survey. IPI data is based on the International Standard Industrial Classification of Economic Activities (ISIC4). For more details, [Methodology and Quality](#) , [Table](#)