

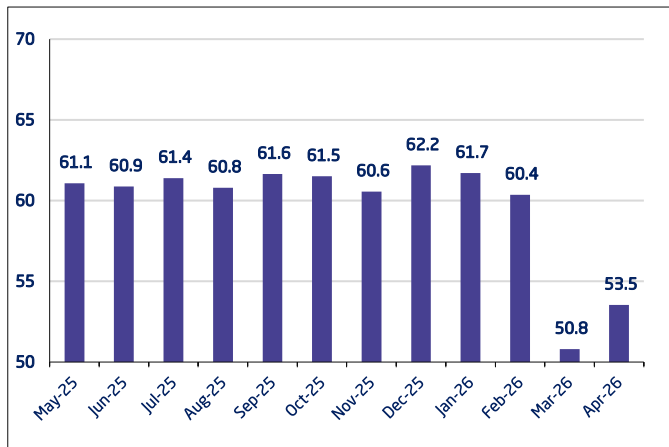
BCI records a level of 54.5 points in April 2026

The Business Confidence Index (BCI) in the Kingdom reached 54.5 points in April 2026, recording an increase of 2.4 points compared to March 2026, when it reached 52.1 points. This increase reflects prevailing optimism in the business sector, supported by establishments' confidence in the stability of economic activity and continued growth across various sectors.

BCI for the industry sector

In April 2026, the BCI for the industry sector recorded an optimistic level of 53.5 points, representing an increase of 2.7 points compared to March 2026, when it reached 50.8 points. This level was driven by increased confidence among industrial establishments, particularly in expectations for overall performance, sales, and purchase orders.

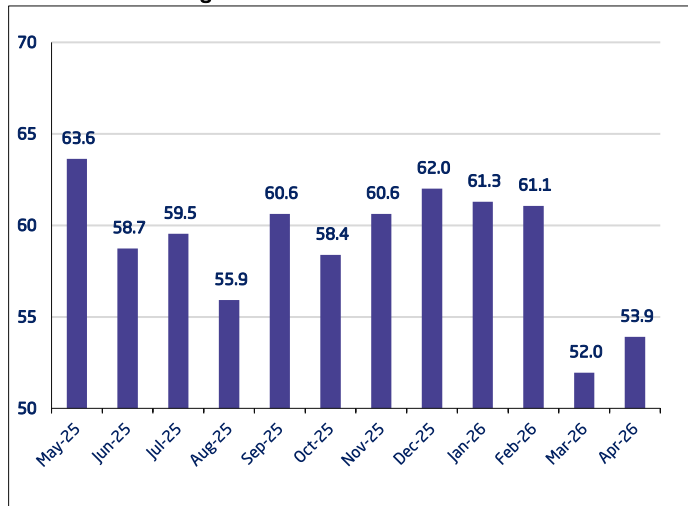
Figure 1. BCI for the industry sector



BCI for the services sector

The BCI for the services sector increased in April 2026, reaching 53.9 points, representing an increase of 1.9 points compared to March 2026, when it stood at 52.0 points. This increase was driven by increased optimism among establishments, particularly regarding expectations of overall performance, sales, and purchase orders.

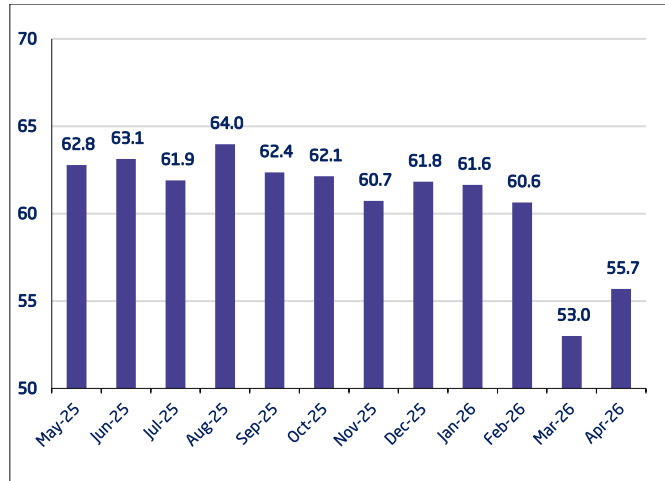
Figure 2. BCI for the services sector



BCI for the construction sector

In April 2026, the BCI for the construction sector recorded an optimistic level of 55.7 points, representing an increase of 2.7 points compared to March 2026, when it stood at 53.0 points. This was driven by higher levels of optimism among establishments, particularly regarding expectations of overall performance, sales, and purchase orders.

Figure 3. BCI for the construction sector



Monthly changes in the overall BCI

The overall BCI recorded 54.5 points in April 2026, representing an increase of 2.4 points compared to March 2026.

Table 1. Overall BCI and monthly rate of change

Overall BCI		
Month	Index Value	Monthly Rate of Change
April-26	54.5	4.6%
March-26	52.1	-14.2%
February-26	60.7	-1.5%
January -26	61.6	-0.6%
December-25	62.0	2.2%
November-25	60.7	-0.6%
October-25	61.1	-1.1%
September-25	61.7	1.5%
August-25	60.8	-0.4%
July-25	61.1	-0.6%
June-25	61.5	-1.7%
May-25	62.5	-0.3%

Methodology and quality

The Business Confidence Index (BCI) is an economic indicator that reflects the level of optimism of establishments regarding their current business conditions and future expectations, based on a business confidence survey conducted on a sample of establishments operating across various non-oil economic activities, classified according to the International Standard Industrial Classification of all Economic Activities (ISIC4). The index is measured on a scale ranging from 0 to 100, with 50 representing the neutral level. Values above 50 indicate optimism and higher levels of business confidence, while values below 50 reflect pessimism and lower levels of confidence. For more details, please refer to the following links: [Methodology and quality](#), [Tables](#).