



الهيئة العامة للإحصاء
General Authority for Statistics

مسح القوى العاملة Labour Force Survey

2016
الربع الثاني
Second Quarter



Surveys



Content

| Serial Number | Topic | Page Number |
|---------------|--------------------------------------|-------------|
| 1 | Content | 2 |
| 2 | Figures and Charts Index | 3 |
| 3 | Tables Index | 4 |
| 4 | Introduction | 7 |
| 5 | Survey Description | 8 |
| 6 | Survey Definitions and Terminologies | 9 |
| 7 | Survey Application | 13 |
| 8 | Classification Guides | 13 |
| 9 | Sample Design | 14 |
| 10 | Data Collection Method | 16 |
| 11 | Labour Force Main Features | 17 |
| 12 | Indicators Related to Survey Results | 26 |
| 13 | Tables | 27 |





Figures and Charts Index

| Figure Number | Title | Page Number |
|---------------|---|-------------|
| 1 | Distribution Of Saudis and Non Saudis Population In the Labour Force (15 years and Above) By Sex | 15 |
| 2 | Distribution of Saudis Labour Force (15 years and Above) by Sex | 16 |
| 3 | Saudis Labour Force (15 years and Above) By Age Groups | 17 |
| 4 | Distribution of Saudis Labour Force (15 years and Above) By Educational Status | 17 |
| 5 | Distribution of Non Saudis Labour Force (15 years and Above) By Educational Status | 18 |
| 6 | Unemployment Rate Among Saudis (15 years and Above) by Sex : Second Half o 2015 & Second Quarter 2016 | 19 |
| 7 | Saudis Unemployed Persons (15 years and Above) by Age Groups | 19 |
| 8 | Distribution of Saudis Unemployed (15 years and Above) by Educational Status | 20 |





Tables Index

| Table Number | Title | Page Number |
|--------------|--|-------------|
| 1 | Population (15 years and above) by administrative region and sex | 25 |
| 2 | Saudi population (15 years and above) by administrative region and sex | 26 |
| 3 | Population (15 years and above) by age groups and sex | 27 |
| 4 | Saudi population (15 years and above) by age groups and sex | 28 |
| 5 | Labour force (15 years and above) by age groups and sex | 29 |
| 6 | Saudi labour force (15 years and above) by age groups and sex | 30 |
| 7 | Labour force (15 years and above) by educational status and sex | 31 |
| 8 | Saudi labour force (15 years and above) by educational status and sex | 32 |
| 9 | Labour force (15 years and above) by marital status and sex | 33 |
| 10 | Saudi labour force (15 years and above) by marital status and sex | 34 |
| 11 | Population outside labour force (15 years and above) by administrative region | 35 |
| 12 | Male population outside labour force (15 years and above) by administrative region | 36 |
| 13 | Saudi population outside labour force (15 years and above) by administrative region | 37 |
| 14 | Saudi male population outside labour force (15 years and above) by administrative region | 38 |
| 15 | Population outside labour force (15 years and above) by age groups | 39 |
| 16 | Male population outside labour force (15 years and above) by age groups | 40 |
| 17 | Saudi population outside labour force (15 years and above) by age groups | 41 |
| 18 | Saudi male population outside labour force (15 years and above) by age groups | 42 |
| 19 | Population outside labour force (15 years and above) by educational status | 43 |
| 20 | Male population outside labour force (15 years and above) by educational status | 44 |
| 21 | Saudi population outside labour force (15 years and above) by educational status | 45 |
| 22 | Saudi male population outside labour force (15 years and above) by educational status | 46 |





| Table Number | Title | Page Number |
|--------------|--|-------------|
| 23 | Population outside labour force (15 years and above) by marital status | 47 |
| 24 | Male population outside labour force (15 years and above) by marital status | 48 |
| 25 | Saudi population outside labour force (15 years and above) by marital status | 49 |
| 26 | Saudi male population outside labour force (15 years and above) by marital status | 50 |
| 27 | Employed (15 years and above) by administrative region and occupation main groups | 51 |
| 28 | Employed males (15 years and above) by administrative region and occupation main groups | 52 |
| 29 | Employed Saudis (15 years and above) by administrative region and occupation main groups | 53 |
| 30 | Employed Saudi males (15 years and above) by administrative region and occupation main groups | 54 |
| 31 | Employed (15 years and above) by age groups and occupation main groups | 55 |
| 32 | Employed males (15 years and above) by age groups and occupation main groups | 56 |
| 33 | Employed Saudi (15 years and above) by age groups and occupation main groups | 57 |
| 34 | Employed Saudi males (15 years and above) by age groups and occupation main groups | 58 |
| 35 | Employed (15 years and above) by educational status and occupation main groups | 59 |
| 36 | Employed males (15 years and above) by educational status and occupation main groups | 60 |
| 37 | Employed Saudis (15 years and above) by educational status and occupation main groups | 61 |
| 38 | Employed Saudi males (15 years and above) by educational status and occupation main groups | 62 |
| 39 | Employed (15 years and above) by marital status and occupation main groups | 63 |
| 40 | Employed males (15 years and above) by marital status and occupation main groups | 64 |
| 41 | Employed Saudis (15 years and above) by marital status and occupation main groups | 65 |
| 42 | Employed Saudi males (15 years and above) by marital status and occupation main groups | 66 |
| 43 | Employed (15 years and above) by weekly working hours categories and occupation main groups | 67 |
| 44 | Employed males (15 years and above) by weekly working hours categories and occupation main groups | 68 |
| 45 | Employed (15 years and above) by economic activity main groups and administrative region | 69 |





| Table Number | Title | Page Number |
|--------------|---|-------------|
| 46 | Employed males (15 years and above) by economic activity main groups and administrative region | 70 |
| 47 | Employed Saudis (15 years and above) by economic activity main groups and administrative region | 71 |
| 48 | Employed Saudi males (15 years and above) by economic activity main groups and administrative region | 72 |
| 49 | Employed (15 years and above) by economic activity main groups and age groups | 73 |
| 50 | Employed males (15 years and above) by economic activity main groups and age groups | 74 |
| 51 | Employed Saudis (15 years and above) by economic activity main groups and age groups | 75 |
| 52 | Employed Saudi males(15 years and above) by economic activity main groups and age groups | 76 |
| 53 | Employed (15 years and above) by economic activity main groups and educational status | 77 |
| 54 | Employed males (15 years and above) by economic activity main groups and educational status | 78 |
| 55 | Employed Saudis (15 years and above) by economic activity main groups and educational status | 79 |
| 56 | Employed Saudi males(15 years and above) by economic activity main groups and educational status | 80 |
| 57 | Employed (15 years and above) by economic activity main groups and marital status | 81 |
| 58 | Employed males (15 years and above) by economic activity main groups and educational status | 82 |
| 59 | Employed Saudis (15 years and above) by economic activity main groups and educational status | 83 |
| 60 | Employed Saudi males (15 years and above) by economic activity main groups and educational status | 84 |
| 61 | Employed (15 years and above) by economic activity main groups and weekly working hours categories | 85 |
| 62 | Employed males (15 years and above) by economic activity main groups and weekly working hours categories | 86 |





Introduction

It is a pleasure for the General Authority for Statistics (GaStat) to present the labour force survey bulletin (second quarter 2016). The survey was implemented on May 2016/ Shabaan 1437 H. The implementation was based on a sample of households who were selected according to scientific standards derived from the general frame of population and housing census 51431 (2010). The survey sample included (33.325) households distributed all over Saudi Arabia.

Why is this survey important? Because it provides a thorough database about the Saudi labour force characteristics. This helps researchers and decision makers to make policies regarding labour force. The survey results provide statistical data, information, and indicators presented in the same way of the survey referring period. The results of this survey are so important as they collaborate in building a database for the labour market in Saudi Arabia. They also collaborate in following the developments in the field of labour force statistics locally, nationally, and internationally. Moreover, they support all tendencies and exerted efforts by the public and private sectors which aim at nationalizing jobs and replacing foreign workers with Saudi workers. Furthermore, the results of this survey take part in building a time series of these information, so that they help in preparing and planning the economic, social, and developmental programs in Saudi Arabia.

GaStat is honored to provide the beneficiaries and users of statistical data with this bulletin. The authority thanks all heads of households who participated in this study for their cooperation. This work would not be successful without them. In the meantime, it receives all your suggestions that would enhance the content of this bulletin and improve its data so that it becomes more helpful.

[General Authority for Statistics](#)

[Social Statistics](#)





Survey Description

Labour force survey is one of the household field surveys that are under the umbrella of social statistics. The survey design, preparation, and implementation aim at providing data about the relation with stable population (15 years and above) in Saudi Arabia. These data are so important as they give an image about the population size inside and outside the labour force especially population who are in working age (males and females, economically active or inactive).

Labour force survey has many objectives. Some of which are:

1. Providing detailed data about the national and migrant labour forces classified according to their economic, social, and demographic characteristics.
2. Measuring the rates of economic collaboration, economic dependency, employment, and unemployment according to many variables.
3. Providing data about the training programs of job seekers.
4. Identifying the job seekers' previous experience.
5. Providing detailed data about employed and unemployed people.
6. Identifying the occupational structure and economic activity of employed people according to many variables.
7. Identifying the average monthly wage of employed people.
8. Providing data about the actual weekly working hours according to the employed occupation and economic activity.
9. Providing data about employed and unemployed people according to their qualifications and majors.

The data of this bulletin were collected on May, 2016/ Rajab, Sha'aban 1437 H. the survey sample included Saudi and non-Saudi households in all administrative regions.





Used Definitions and Terms

Administrative region:

There are thirteen administrative regions in Saudi Arabia. Each region is supervised by a government entity pertaining to the ministry of interior. Each administrative region has a headquarter.

Main Sample Frame:

The results of the general census of population and housing 1431 H (2010), which was conducted on Jumada second 1437 H/ March 2016, represent the used frame in this survey.

Household:

An individual or a group of individuals related or not related to each other, who share the same house and food, and live in the same house at the time of survey conduction. The household individuals may include:

1. Saudi or non-Saudi individuals who usually live with the household but they are not present at the time of survey conduction for some reasons such as traveling. Examples of this category are businessmen, tourists, those who travel for medical treatment, or students who study abroad.
2. Individuals who usually live with the household but they are not present at the time of survey conduction for some reasons such as those who work in shifts. Examples of this category are doctors, nurses, those who work in airports, and hunters.
3. Housekeepers, drivers, and anyone who live with the household as a servant.

Head of Household:

The household individual who is responsible for making the household decisions. He must be 15 years old and above. If the household consists of a mother and her children, the mother becomes the household head.

Time Reference

1. The data of household individuals' number and demographic characteristics are referred to the date in which the household was visited and observed.





2. The data of employed is referred to the week prior to the date of visiting. When mentioning (the week prior to the date of visiting), we mean the last full week (from Sunday to Saturday).
3. The data of job seekers are referred to the last four weeks prior to the date of visiting. When mentioning (the last four weeks prior to the date of visiting), we mean the last full four week (from Sunday of the first week to Saturday of last week).

Population

All individuals (Saudis or non-Saudis) who live in Saudi Arabia at the time of survey conduction.

Survey Population:

All household individuals, including housekeepers, who live in one house.

Population in Working Age:

All individuals (15 years and above) including economically active individuals (labour force) or inactive individuals (outside labour force).

Economically Active Population (Labour Force):

Individuals (15 years and above) who collaborate or even able to collaborate in the production of commodities and services during the survey time reference period. It includes employed and unemployed individuals.

Employed:

Individuals (15 years and above) who performed one of the following actions during the time reference period:

1. Worked for at least one hour and got paid (a salary or any kind of profit) such as regular employees, temporary employees, or businessmen.
2. Helped others for at least one hour without any kind of payment in any business or farm owned by a household individual.
3. Worked with others as volunteers for at least one hour without any kind of payment.
4. Temporarily absent for a whole week because of a sick leave or any kind of leaves, and they will get back to their work.

The definition includes students, job seekers, retired individuals, and housewives...etc, who worked for at least one hour during the week before the week of visiting. Taking into account





that this does not include the household chores performed by the housewife such as cooking and washing, nor the regular household maintenance performed by any household individual.

Unemployed:

Individuals (15 years and above) who were:

1. Without work during the week prior to the week of visiting.
2. Seeking a job during the four weeks prior to the date of visiting (used at least one method to look for a job). This includes those who did not look for a job during the four weeks prior to the date of visiting because they were trying to get a job or establish their own business as they looked for jobs during the time reference period.
3. Having the ability to work and ready for any job once it is available during the week prior to the date of visiting.

Economically Inactive Population (Outside Labour Force):

Individuals (15 years and above) who are not classified within the labour forces (not working or unemployed) because they do not work, do not seek a job, unable to work, or not ready to work during the survey time reference period such as: students, housewives, retired individuals who do not work, individuals who are unable to work, and individuals who do not want to work and do not seek any job for other reasons.

Marital Status

The individual (15 years and above) marital status during the survey time reference period .

Educational Status:

The individual (15 years and above) educational status regarding his/her qualification, and his/her ability to read and write.

Occupation:

The individual's main work despite the institution, in which he/she works, activity type.

Economic Activity:

The institution, in which the individual works, main work despite the individual's occupation.





Weekly worked hours:

The working hours (actual, regular, and additional) which an individual spends in his main work during the reference week divided into the number of employed individuals.

Taking into account that the actual working hours have been fulfilled by employed individuals who worked during the week prior to the date of visiting, whereas the regular weekly hours have been fulfilled by employed individuals who did not work during the week prior to the date of visiting.

Survey Application

The applicatin is designed and prepared by the labour force survey specialists in GaStat. It has been changed into an electronic version. When designing this application, all international recommendations, standards, and definitions, issued by the International Labour Organization (ILO), have been taken into consideration. The application has been examined by ILO experts when they visited the authority, in addition to the examination of many other related organizations by providing them with an initial version of the form and benefit from their comments.

The application has been divided into eight sections to enhance its efficiency during the field work phase. The questions have been paraphrased so that they can be asked directly. This helps in unifying the questioning process and getting consistent answers.

The survey application included questions about the individuals' demographic, social. And economic characteristics. Some of which are:

Individual's name, gender, relation to household head, nationality, age, marital status, educational status, major, present and absent employees during the last week, job seekers, method of job seeking, reasons behind not looking for a job, seeking job duration, availability for jobs, reasons behind not being available for a job, training type, duration, and institution, previous experience, reasons behind leaving previous job, occupation, organization in which an individual works, sector type, economic activity, working status, monthly wage, retirement system of Saudi employees, worked hours in man work and other works if the individual has an additional work during the reference week, and work contract.





Classification Guides:

Occupations Guide

The occupations of employed individuals have been classified according to the Saudi Occupational Classification issued by the labour force council in 1418 H, which is based on the International Standard Classification of Occupations issued by the international labour office in 1988.

Economic Activity Guide:

The main economic activity of the employed individuals' institutions is classified by using ISIC Rev.4 (International Standard Industrial Classification of All Economic Activities, Rev.4).

Nationality Guide:

A special guide is prepared for coding nationalities according to the countries which a person belongs to.

Education Levels and Majors:

Education levels and majors are classified according to the International Standard Classification of Education (ISCED).

Sample Design:

Labour force survey is a household sampling survey implemented by the General Authority for Statistics, by using the General Census of Population and Housing framework. To obtain estimates with high-efficiency and effectiveness, the survey society is divided into non-overlapping parts which are characterized by relative homogeneous in their units, and each part represents a level. Each level is treated as a separate and independent society. A random sample of each level is collected independently, and eventually, all collected sampling units are gathered together to form the total sample. For the purposes of preparing this framework, each administrative region is divided into a number of levels between (3-10) levels. These levels are identified according to the size of population, where the total becomes 54 levels in the Kingdom. Also, the optimum size of the main sample that meets the purpose of various household research conducted by the Authority in the Kingdom and administrative regions. After that, the primarily sampling units of the counting





regions are drawn, whereas the number of counting regions reached (1340), distributed on all administrative regions.

Steps of Designing and Selecting Survey Sample:

Before embarking on the survey sample design and the appropriate method selection, the survey objective has been discussed and studied. In addition, the results of previous surveys have been reviewed. The standard deviation values and the coefficient of variation of some main variables have also been analyzed, such as, unemployment rate and number of employees at the level of administrative regions. In light of this, the sample size of the new survey was estimated, and the chosen sample was selected. The chosen sample is a stratified and cluster random sample that was chosen according to two stages as follows:

First Stage:

After determining the optimum size of households for the survey sample of each administrative region, the collection process of primary sampling units began, which are, the counting regions from the framework of counting and numbering of buildings and real estate units. (1.333) counting region has been collected out of (36.000) counting region in the framework of census, distributed over all levels in all administrative regions. This was done by using a style proportional to size, by giving preference to the number of Saudi households, distributed as follows:

| Administrative Region | Number of Sampling Units | Administrative Region | Number of Sampling Units | Administrative Region | Number of Sampling Unit |
|-----------------------|--------------------------|-----------------------|--------------------------|-----------------------|-------------------------|
| Riyadh | 207 | Asir | 90 | Najran | 64 |
| Makkah | 242 | Tabuk | 73 | Al Baha | 60 |
| Medina | 92 | Ha'il | 65 | Al Jawf | 65 |
| Qassim | 66 | Northern Boarder | 70 | Total | 1.333 |
| Eastern Province | 168 | Jazan | 71 | | |

Second Stage:

Secondary sample units have been collected randomly, which are, households from counting regions that have been selected in the first stage by using systematic





random sample. As (25) household had been selected from each enumeration region, total of (33.325) households in the Kingdom.

Data Collection Method:

The survey is carried out on May (2016), (Rajab/ Saha'aban 1437 AH). The process of data collection continued during the period from (1-24/05/2016), corresponding to (24/07/1437 AH - 17/08/1437 AH). Because the household is the focus of the research, the direct communication style is used in the process of completing survey questionnaire. Researchers in charge of this process visited the households included in the survey, and completed the data directly by using the questionnaire designed for this purpose during the period of survey, which lasted for 24 days.

Main Features of Labour Force

Labour Force:

The results of the labor force survey for the second quarter of 2016 during the month of May (Rajab/Sha'aban 1437 H), showed that the labour force total in the Kingdom for the age group (15 years and above) reached (12,385,279) individuals, representing (54.9%) of the total population (15 years and above). (10,297,035) of them are males which represents (83.1%). The total number of employed persons reached (11,686,115), representing (94.4%) of the total labor force. (85.9%) of them are males. The number of unemployed persons reached (699,164), (37.0%) of them are males. And the total unemployment rate reached (5.6%).

التوزيع النسبي للسكان السعوديين وغير السعوديين داخل قوة العمل (15 سنة فأكثر) حسب الجنس

Distribution Of Saudis and Non Saudis Population In the Labour Force (15 years and Above) By Gender

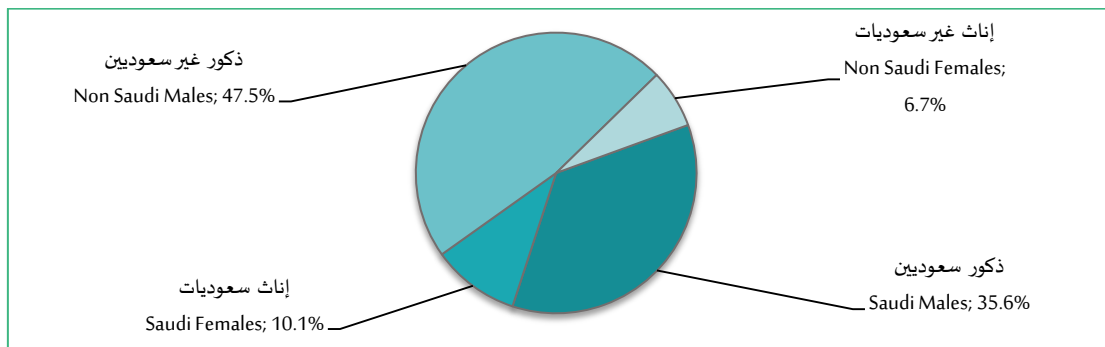


Chart (1)

شكل (1)



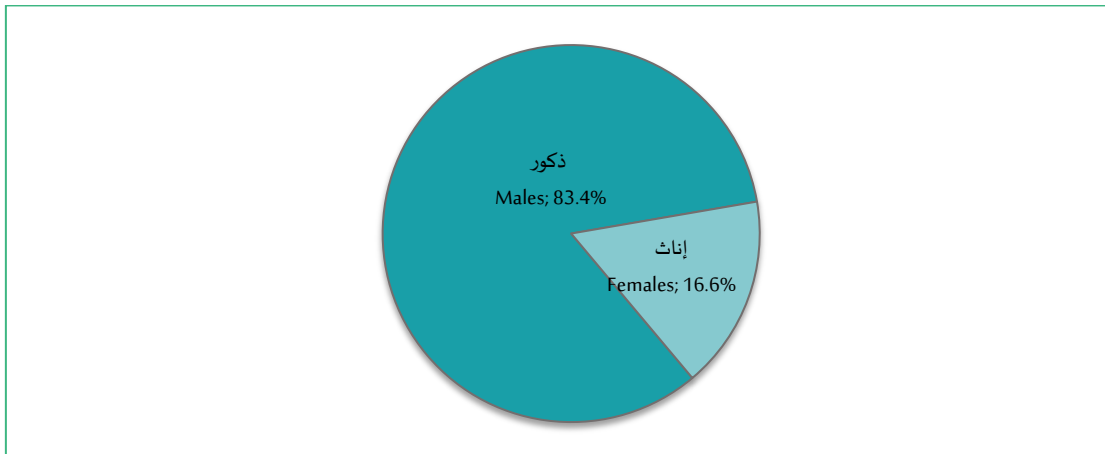
The results also showed that the Saudi labor force reached (5,661,554) individuals, representing (40.2%) of the total Saudi population (15 years and above). (4,409,138) of them are males, representing (77.9%). The total number of Saudi employees reached (5,003,618), representing (88.4%) of the total labor force. (4,172,988) of them are males, representing (83.4%). While the number of unemployed Saudis reached (657,936), representing (11.6%) of the Saudi labor force. (236,150) of them are males

التوزيع النسبي لقوة العمل السعودية (15 سنة فأكثر) حسب الجنس

Distribution of Saudis Labour Force (15 years and Above) by Gender

Employed Persons

المشتغلون



Unemployed Persons

المتعطلون

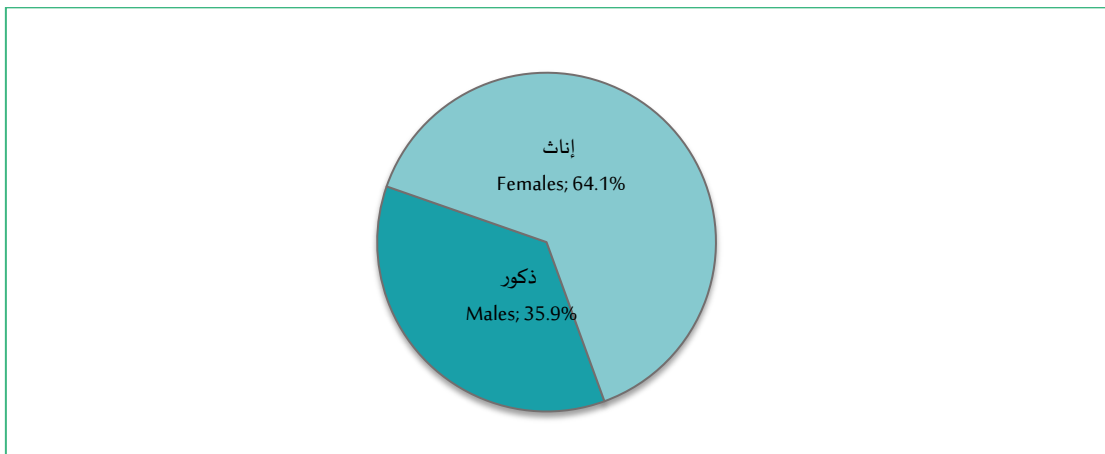


Chart (2)

شكل (2)

The results of the survey also showed that nearly two-thirds of the Saudi labor force is concentrated among individuals aged between (25-44) years, representing (68.9%). And the male figure recorded (66.2%) for the same age group, and (78.2%) females.

قوة العمل السعودية (15 سنة فأكثر) حسب الفئات العمرية
Saudis Labour Force (15 years and Above) By Age Groups



Chart (3)

شكل (3)

The results of the survey also showed that the learning rate among Saudi population in the labor force reached (99.6%), (99.6%) among males and (99.8%) among females.

التوزيع النسبي لقوة العمل السعودية (15 سنة فأكثر) حسب الحالة التعليمية
Distribution of Saudis Labour Force (15 years and Above) By Education Status

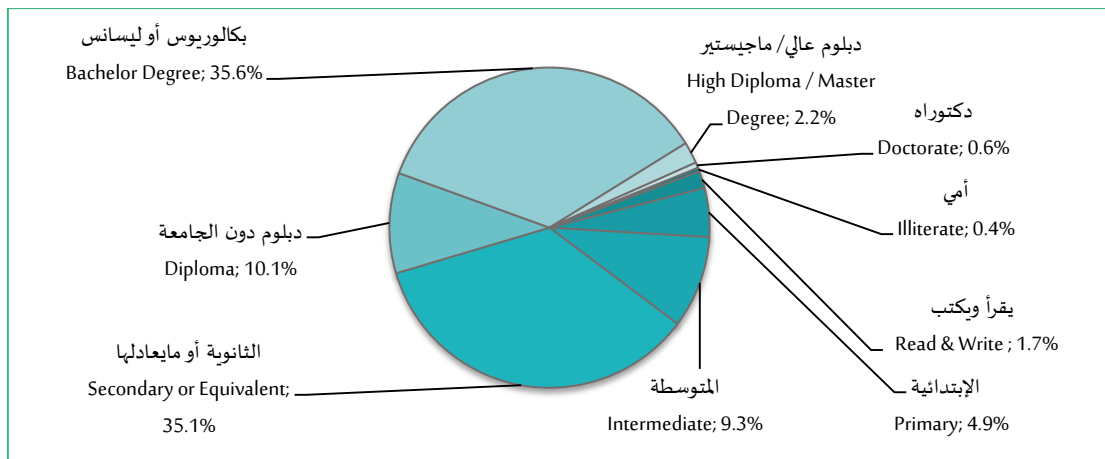


Chart (4)

شكل (4)

The results also showed that the individuals who obtained a bachelor's degree or higher diploma, represents the highest percentage in the Saudi labor force, as it was (35.6%). Followed by individuals who obtained a high school diploma or equivalent, with a percentage of (35.1%). Males holding a high school diploma or equivalent represent the highest percentage among Saudi male labour force, as it reached (40.9%). Whereas the percentage was concentrated in females holding a Bachelors' Degree, as it reached (67.6%).

And regarding non-Saudi population, the labour force reached (79.4%) from the total non-Saudi population (15) years and above. The non-Saudi employees are (99.4%) from total non-Saudi labour force. Given the qualitative distribution of non-Saudi labour force, we find that the percentage of males in labour force is (87.6%), and (12.4%) for females.

The survey results indicate that the education rate among non-Saudi population in the labour force reached (98.8%), and the education rate among males is (99%), and (97.6%) among females.

التوزيع النسبي لقوة العمل غير السعودية (15 سنة فأكثر) حسب الحالة التعليمية

Distribution of Non Saudis Labour Force (15 years and Above) By Education Status

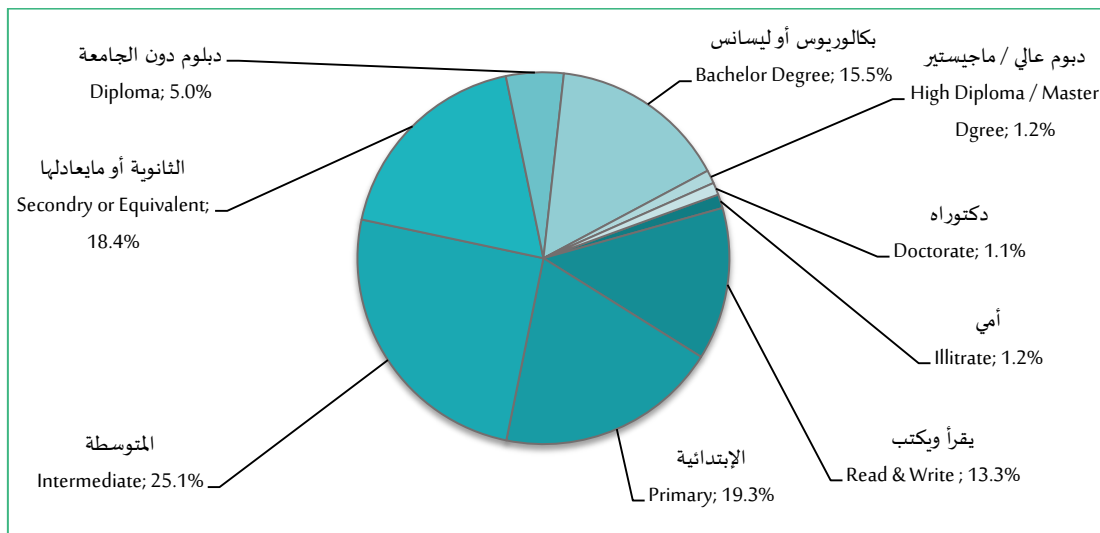


Chart (5)

شكل (5)

Unemployed Saudis:

The survey results indicate that the number of unemployed Saudis reached (65,936) individuals, (236,150) of them are males and (421,786) are females. The

percentage of males reached (35.9%) and (64,1%) are females from the total unemployed Saudis. Whereas the unemployment rate of Saudi population (15) years and above reached (11.6%), (5.4%) are males and (33.7%) are females.

The results also indicated that the highest percentage of unemployed Saudis was among the ages of (25-29) years old, with a percentage of (39.2%). As for males, the age group (20-24) is the highest in unemployment males' rate with a percentage of (40.7%). As for females, the age group (25-29) is the highest in unemployment females' rate with a percentage of (41.7%) from total unemployed Saudi females.

معدل البطالة للسعوديين (15 سنة فأكثر) حسب الجنس للنصف الثاني من عام 2015، والرابع الثاني من عام 2016

Unemployment Rate Among Saudis (15 years and Above) by Sex : Second Half of 2015 & Second Quarter 2016

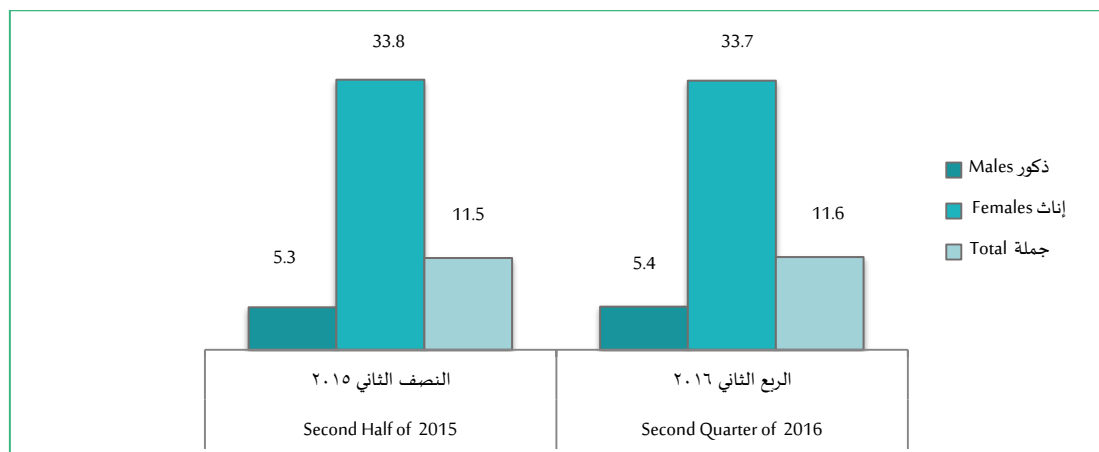


Chart (6)

شكل (6)

المتعطلون السعوديون (15 سنة فأكثر) حسب الفئات العمرية

Saudis Unemployed Persons (15 years and Above) by Age Groups

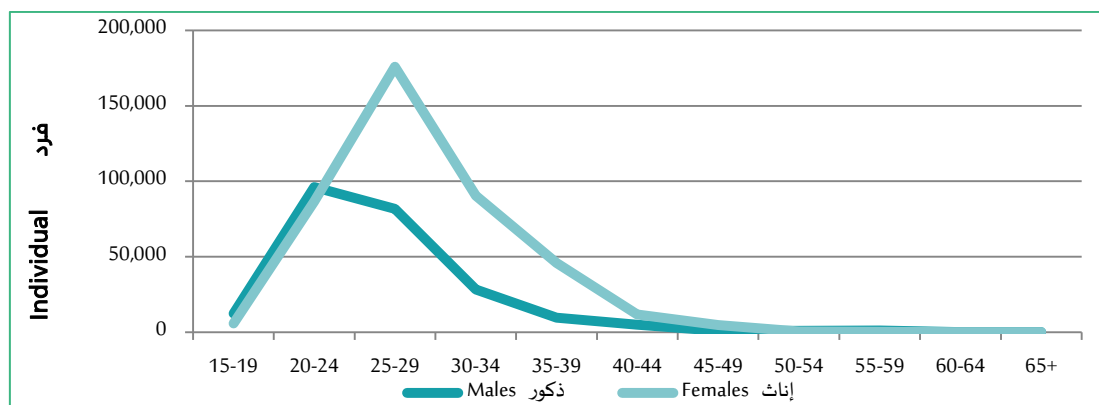


Chart (7)

شكل (7)



The results also indicated that the percentage of unemployed Saudis holding a Bachelor’s Degree is (53.7%), followed by high school diploma (or equivalent) holders with a percentage of (31%). As for males, the highest percentage of unemployed are individuals holding a high school diploma or equivalent with a percentage of (48.3%), followed by Bachelors Degree holders with a percentage of (24.2%).

As for unemployed Saudi females, Bachelor’s degree holders represents the highest rate among unemployed Saudi females as it reached (70%), followed by high school diploma (or equivalent) holders with a percentage of (21.3%). The results also indicated that the highest rate of unemployed Saudis by marital status was among individuals who never married as it reached (56.4%), followed by married individual (40.2%). This also applies to Saudi males, as the percentage of never married males is (88.1%), followed by married individuals with a percentage of (10.8%). As for unemployed Saudi females, the highest percentage was for married females as it reached (56.7%), followed by never been married Saudi females with a percentage of (38.7%).

التوزيع النسبي للمتطلين السعوديين (15 سنة فأكثر) حسب الحالة التعليمية

Distribution of Saudis Unemployed (15 years and Above) by Education Status

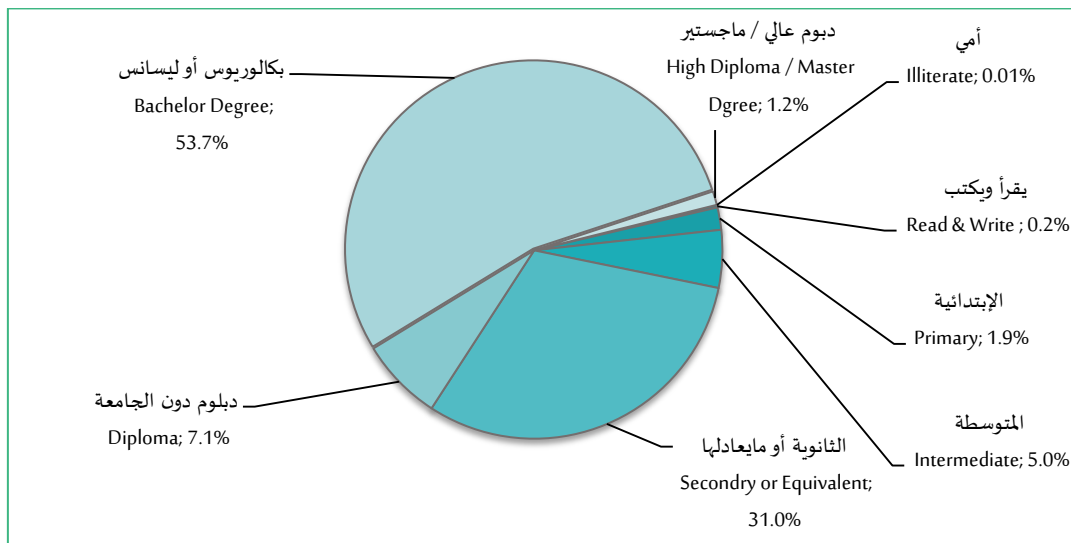


Chart (8)

شكل (8)



Employed Persons Distribution by Main Occupations Sections:

The occupational distribution demonstrated that one third of employed Saudis are employed in services occupations with a percentage of (31.9%). Then comes those who are employed as technicians in scientific, art, and humanitarian fields with a percentage of (19.4). the lowest percentage goes to those who are employed in industrial and chemical processes and nutritional industries as it reached (1.0%). As for male employed Saudis, the highest percentage goes to those who work in the services occupations too as it recorded (37.1%). Whereas the lowest percentage goes to those who work in industrial and chemical processes and nutritional industries as it registered (1.0%). The survey results show that half of female employed Saudis work as technicians in scientific, art, and humanitarian fields as they recorded (44.2%). On the other hand, the lowest percentage goes to female employed Saudis who work in agriculture, breeding, and hunting as it registered (0.1%).

Regarding non Saudi employed persons by main occupations section, the highest percentage goes to those who work in allied engineering occupations as it reached (36.7%). Then comes those who work in services occupations with a percentage of (21.2%). On the contrary, the lowest percentage goes to the writing occupations as they registered (2.0%). As for males, the highest percentage goes to those who work in allied engineering occupations as it reached (41.8%). Whereas the lowest percentage goes to those who work in writing occupations recording (2.2%). However, the survey results indicated that most of the female non Saudi employed persons work in the services occupations with a percentage of (87.1%). The lowest percentage in this category goes to those who work as managers, business executives, and legislators registering (0.3%).

Distribution of Employed Persons by Main Economic Activity Sections:

The survey results indicated that Saudi employed persons who work in the general directory activity, defense, and social security registered the highest percentage with (35.6%). Then comes those who work in education activity with (22.8%). However, those who work in the activities of international organizations and authorities recorded the lowest percentage with (0.04%). The results also demonstrated that employed male Saudis who work in the general directory activity, defense, and social security registered the highest percentage with (41.6%). Then comes those who work in education activity with (14.0%). In addition, the results show that two thirds of employed female Saudis work in the education activity with





(66.7%). Then comes those who work in the activities of human health and social service with (14.3%).

According to the data of non Saudis employed persons distribution by economic activity sections, the highest percentage goes to those who work in construction activity registering (22.8%). After that, those who work in the activity of households who use individuals or produce indistinct commodities and services for their own use as they recorded (21.8%). On the other hand, those who work in the activities of international organizations and authorities recorded the lowest percentage among non Saudi employed persons with (0.1%). However, the highest percentage of non Saudi employed males who work in the field of construction recorded (26.0%). Then comes those who work in the activity of wholesale trade, retail trade, vehicles and motorcycles repair with (18.4%). As for non Saudi employed females, the category of those who work in the activity of households who use individuals or produce indistinct commodities and services for their own use comes in the first place with (85.5%). Then comes those who work in the activities of human health and social service with (8.4%).

Worked Hours:

The survey results show that the employed persons weekly worked hours registered (45.3) hours. This differs according to the main groups of occupations and economic activities differences. The longest registered time is (51.8) hours in chemical and industrial processes and nutritional industries. Whereas the shortest time is (38.7) hours in the technical occupations. As for the longest time, it was registered in nutrition and establishment services with (54.6) hours. Whereas the shortest time was registered in education activity with (35.1) hours.

Regarding the average weekly worked hours by employed males, they registered (45.6) hours. The longest registered time is (52.2) hours in chemical and industrial processes and nutritional industries. Whereas the shortest time is (39.6) hours in writing occupations. As for the longest time, it was registered in the activity of households who use individuals or produce indistinct commodities and services for their own use with (51.6) hours. Whereas the shortest time was registered in education activity with (35.4) hours.



Indicators related to Survey Results

| Indicator | الإجمالي Total | الجنس Sex | | المؤشر | | | |
|---|-------------------|-----------------------------------|---------------|--|------|------|--|
| | | اناث Females | ذكور Males | | | | |
| | | Total Economic Participation Rate | 54,9 | | 22,2 | 78,3 | معدل المشاركة الاقتصادية للسكان (15) سنة فأكثر |
| | | Total Employment Rate | 94,4 | | 78,9 | 97,5 | معدل التشغيل للسكان (15) سنة فأكثر |
| Total Unemployment Rate | 5,6 | 21,1 | 2,5 | معدل البطالة للسكان (15) سنة فأكثر | | | |
| Saudis Economic Participation Rate | 40,2 | 17,7 | 63,2 | معدل المشاركة الاقتصادية للسكان السعوديين (15) سنة فأكثر | | | |
| Saudis Employment Rate | 88,4 | 66,3 | 94,6 | معدل التشغيل للسكان السعوديين (15) سنة فأكثر | | | |
| Saudis Unemployment Rate | 11,6 | 33,7 | 5,4 | معدل البطالة للسكان السعوديين (15) سنة فأكثر | | | |
| Percentage of Saudi Labour Force to Total Labour Force | 45,7 | 60,0 | 42,8 | نسبة قوة العمل السعودية من إجمالي قوة العمل | | | |
| Percentage of Saudi Employed Persons to Total Employed Persons | 42,8 | 50,4 | 41,6 | نسبة المشتغلين السعوديين من إجمالي المشتغلين | | | |
| Percentage of Employed Persons to Total Population | 37,4 | 12,1 | 56,9 | نسبة المشتغلين من إجمالي السكان | | | |
| Percentage of Saudi Employed Persons to Total Saudis Population | 24,1 | 8,0 | 40,0 | نسبة المشتغلين السعوديين من إجمالي السكان السعوديين | | | |
| Percentage of Unemployed Persons to Total Population | 2,2 | 3,2 | 1,5 | نسبة المتعطلين من إجمالي السكان | | | |
| Percentage of Saudi Unemployed Persons to Total Saudis Population | 3,2 | 4,1 | 2,3 | نسبة المتعطلين السعوديين من إجمالي السكان السعوديين | | | |
| Total Economic Dependency Ratio | 153 | (لكل 100 فرد) | | معدل الإعالة الاقتصادية لإجمالي السكان | | | |
| Saudi Economic Dependency Ratio | 267 | (لكل 100 فرد) | | معدل الإعالة الاقتصادية للسكان السعوديين | | | |



Tables



السكان (15 سنة فأكثر) حسب المنطقة الإدارية والجنس والجنس

Table 1-62

| Administrative Area | الجملة Total | | خارج قوة العمل Out of the Labour Force | | قوة العمل Labour Force | | المطقة الإدارية | | |
|---------------------|-------------------|------------------|--|------------------|------------------------|-------------------|------------------|-------------------|-----------------|
| | جملة Total | إناث Female | ذكور Male | إناث Female | ذكور Male | إناث Female | | ذكور Male | |
| Riyadh | 5,664,810 | 2,229,699 | 3,435,111 | 1,628,476 | 681,167 | 3,355,167 | 601,223 | 2,753,944 | الرياض |
| Makkah | 5,901,628 | 2,487,912 | 3,413,716 | 1,945,514 | 674,771 | 3,281,343 | 542,398 | 2,738,945 | مكة المكرمة |
| Madinah | 1,452,017 | 627,881 | 824,136 | 530,061 | 210,355 | 711,601 | 97,820 | 613,781 | المنطقة المنورة |
| Qassim | 1,005,166 | 417,259 | 587,907 | 317,302 | 125,695 | 562,169 | 99,957 | 462,212 | القصيم |
| Easte. Prov. | 3,448,123 | 1,342,420 | 2,105,703 | 1,004,059 | 397,870 | 2,046,194 | 338,361 | 1,707,833 | الشرقية |
| Asir | 1,540,939 | 705,262 | 835,677 | 616,252 | 248,105 | 676,582 | 89,010 | 587,572 | عسير |
| Tabuk | 616,264 | 266,484 | 349,780 | 212,669 | 73,918 | 329,677 | 53,815 | 275,862 | تبوك |
| Hail | 496,055 | 222,630 | 273,425 | 179,005 | 71,815 | 245,235 | 43,625 | 201,610 | حائل |
| North Bord. | 248,734 | 111,452 | 137,282 | 79,526 | 31,699 | 137,509 | 31,926 | 105,583 | الحدود الشمالية |
| Jazan | 1,089,993 | 504,398 | 585,595 | 408,191 | 174,224 | 507,578 | 96,207 | 411,371 | جازان |
| Najran | 389,857 | 172,421 | 217,436 | 147,245 | 60,805 | 181,807 | 25,176 | 156,631 | نجران |
| AL - Baha | 349,672 | 165,250 | 184,422 | 131,987 | 43,922 | 173,763 | 33,263 | 140,500 | الباحة |
| AL - Jouf | 337,105 | 141,381 | 195,724 | 105,918 | 54,533 | 176,654 | 35,463 | 141,191 | الجوف |
| Total | 22,540,363 | 9,394,449 | 13,145,914 | 7,306,205 | 2,848,879 | 12,385,279 | 2,088,244 | 10,297,035 | المجموع |

Source : Labour Force Survey - General Authority for Statistics .

المصدر : مسح القوى العاملة - الهيئة العامة للإحصاء .

السكان السعوديون (١٥ سنة فأكثر) حسب المنطقة الإدارية والجنس

Table 2-62

| Administrative Area | الجميلة Total | | | خارج قوة العمل Out of the Labour Force | | | قوة العمل Labour Force | | | المطقتة الإدارية |
|---------------------|-------------------|------------------|------------------|--|------------------|------------------|------------------------|------------------|------------------|------------------|
| | جميلة Total | أناث Female | ذكور Male | جميلة Total | أناث Female | ذكور Male | جميلة Total | أناث Female | ذكور Male | |
| Riyadh | 3,171,825 | 1,563,038 | 1,608,787 | 1,858,168 | 1,256,943 | 601,225 | 1,313,657 | 306,095 | 1,007,562 | الرياض |
| Makkah | 3,218,449 | 1,622,385 | 1,596,064 | 1,847,898 | 1,285,647 | 562,251 | 1,370,551 | 336,738 | 1,033,813 | مكة المكرمة |
| Madinah | 924,276 | 472,874 | 451,402 | 587,267 | 395,044 | 192,223 | 337,009 | 77,830 | 259,179 | المدينة المنورة |
| Qassim | 695,518 | 352,279 | 343,239 | 413,191 | 293,499 | 119,692 | 282,327 | 58,780 | 223,547 | القصيم |
| Easte. Prov. | 2,160,603 | 1,062,353 | 1,098,250 | 1,235,085 | 868,530 | 366,555 | 925,518 | 193,823 | 731,695 | الشرقية |
| Asir | 1,200,826 | 631,767 | 569,059 | 810,325 | 570,575 | 239,750 | 390,501 | 61,192 | 329,309 | عسير |
| Tabuk | 478,986 | 237,852 | 241,134 | 268,068 | 196,285 | 71,783 | 210,918 | 41,567 | 169,351 | تبوك |
| Hail | 373,571 | 194,980 | 178,591 | 237,490 | 168,319 | 69,171 | 136,081 | 26,661 | 109,420 | حائل |
| North Bord. | 191,164 | 98,295 | 92,869 | 105,284 | 74,609 | 30,675 | 85,880 | 23,686 | 62,194 | الحدود الشمالية |
| Jazan | 847,346 | 432,560 | 414,786 | 533,605 | 370,078 | 163,527 | 313,741 | 62,482 | 251,259 | جازان |
| Najran | 287,592 | 147,644 | 139,948 | 190,334 | 132,265 | 58,069 | 97,258 | 15,379 | 81,879 | نجران |
| AL - Baha | 278,412 | 150,146 | 128,266 | 168,925 | 125,991 | 42,934 | 109,487 | 24,155 | 85,332 | الباحة |
| AL - Jouf | 238,953 | 120,735 | 118,218 | 150,327 | 96,707 | 53,620 | 88,626 | 24,028 | 64,598 | الجوف |
| Total | 14,067,521 | 7,086,908 | 6,980,613 | 8,405,967 | 5,834,492 | 2,571,475 | 5,661,554 | 1,252,416 | 4,409,138 | المجموع |

Source : Labour Force Survey - General Authority for Statistics .

المصدر : مسح القوى العاملة - الهيئة العامة للإحصاء .

السكان (15 سنة فأكثر) حسب فئات العمر والجنس

Table 3-62

جدول ٣٦٢

| الجملة Total | الجملة Total | | خارج قوة العمل Out of the Labour Force | | | | قوة العمل Labour Force | | فئات العمر Age Group |
|-----------------|-----------------|--------------|---|----------------|--------------|-----------------|---------------------------|--------------|-------------------------|
| | إناث Female | ذكور Male | الجملة Total | إناث Female | ذكور Male | الجملة Total | إناث Female | ذكور Male | |
| 2,540,232 | 1,329,285 | 1,210,947 | 2,470,669 | 1,315,583 | 1,155,086 | 69,563 | 13,702 | 55,861 | 19-15 |
| 2,509,910 | 1,235,017 | 1,274,893 | 1,690,783 | 1,039,659 | 651,124 | 819,127 | 195,358 | 623,769 | 24-20 |
| 2,711,372 | 1,223,922 | 1,487,450 | 947,997 | 810,892 | 137,105 | 1,763,375 | 413,030 | 1,350,345 | 29-25 |
| 2,984,966 | 1,217,478 | 1,767,488 | 830,763 | 778,002 | 52,761 | 2,154,203 | 439,476 | 1,714,727 | 34-30 |
| 3,142,253 | 1,173,276 | 1,968,977 | 764,528 | 729,546 | 34,982 | 2,377,725 | 443,730 | 1,933,995 | 39-35 |
| 2,706,512 | 980,889 | 1,725,623 | 686,272 | 654,800 | 31,472 | 2,020,240 | 326,089 | 1,694,151 | 44-40 |
| 2,039,079 | 713,962 | 1,325,117 | 595,256 | 548,183 | 47,073 | 1,443,823 | 165,779 | 1,278,044 | 49-45 |
| 1,425,896 | 482,493 | 943,403 | 533,417 | 424,053 | 109,364 | 892,479 | 58,440 | 834,039 | 54-50 |
| 957,628 | 344,984 | 612,644 | 442,305 | 319,400 | 122,905 | 515,323 | 25,584 | 489,739 | 59-55 |
| 626,355 | 252,481 | 373,874 | 421,889 | 247,875 | 174,014 | 204,466 | 4,606 | 199,860 | 64-60 |
| 896,160 | 440,662 | 455,498 | 771,205 | 438,212 | 332,993 | 124,955 | 2,450 | 122,505 | 65+ |
| 22,540,363 | 9,394,449 | 13,145,914 | 10,155,084 | 7,306,205 | 2,848,879 | 12,385,279 | 2,088,244 | 10,297,035 | الجملة Total |

Source : Labour Force Survey - General Authority for Statistics .

المصدر: مسح القوى العاملة - الهيئة العامة للإحصاء .

Saudis Population (15 Years and above) by Age Group and Sex

السكان السعوديون (١٥ سنة فأكثر) حسب فئات العمر والجنس

Table 4-62

جدول ٤-٦٢

| الجملة Total | الجملة Total | | خارج قوة العمل Out of the Labour Force | | | | قوة العمل Labour Force | | فئات العمر Age Group |
|-----------------|-----------------|--------------|---|----------------|--------------|-----------------|---------------------------|--------------|-------------------------|
| | إناث Female | ذكور Male | الجملة Total | إناث Female | ذكور Male | الجملة Total | إناث Female | ذكور Male | |
| 2,115,105 | 1,086,755 | 1,028,350 | 2,077,442 | 1,077,525 | 999,917 | 37,663 | 9,230 | 28,433 | 19-15 |
| 2,007,505 | 1,023,874 | 983,631 | 1,500,168 | 891,214 | 608,954 | 507,337 | 132,660 | 374,677 | 24-20 |
| 1,900,798 | 959,968 | 940,830 | 783,922 | 653,372 | 130,550 | 1,116,876 | 306,596 | 810,280 | 29-25 |
| 1,712,234 | 857,495 | 854,739 | 626,868 | 579,005 | 47,863 | 1,085,366 | 278,490 | 806,876 | 34-30 |
| 1,487,370 | 741,642 | 745,728 | 528,836 | 498,736 | 30,100 | 958,534 | 242,906 | 715,628 | 39-35 |
| 1,224,233 | 610,080 | 614,153 | 486,769 | 458,910 | 27,859 | 737,464 | 151,170 | 586,294 | 44-40 |
| 1,028,698 | 508,949 | 519,749 | 467,360 | 423,933 | 43,427 | 561,338 | 85,016 | 476,322 | 49-45 |
| 800,513 | 396,818 | 403,695 | 469,310 | 366,042 | 103,268 | 331,203 | 30,776 | 300,427 | 54-50 |
| 594,792 | 291,372 | 303,420 | 392,422 | 277,737 | 114,685 | 202,370 | 13,635 | 188,735 | 59-55 |
| 432,994 | 215,339 | 217,655 | 375,007 | 213,805 | 161,202 | 57,987 | 1,534 | 56,453 | 64-60 |
| 763,279 | 394,616 | 368,663 | 697,863 | 394,213 | 303,650 | 65,416 | 403 | 65,013 | 65+ |
| 14,067,521 | 7,086,908 | 6,980,613 | 8,405,967 | 5,834,492 | 2,571,475 | 5,661,554 | 1,252,416 | 4,409,138 | Total |

Source : Labour Force Survey - General Authority for Statistics .

المصدر: مسح القوى العاملة - الهيئة العامة للإحصاء .

Labour Force (15 Years and above) by Age Group and Sex

قوة العمل (١٥ سنة فأكثر) حسب

فئات العمر والجنس

Table 5-62

جدول ٥-٦٢

| الجملة Total | الجملة Total | | متعطلون Unemployed Persons | | | مشتغلون Employed Persons | | | فئات العمر Age Group |
|-------------------|------------------|-------------------|-------------------------------|----------------|----------------|-----------------------------|------------------|-------------------|-------------------------|
| | إناث Female | ذكور Male | الجملة Total | إناث Female | ذكور Male | الجملة Total | إناث Female | ذكور Male | |
| 69,563 | 13,702 | 55,861 | 21,317 | 6,083 | 15,234 | 48,246 | 7,619 | 40,627 | 19-15 |
| 819,127 | 195,358 | 623,769 | 193,621 | 90,766 | 102,855 | 625,506 | 104,592 | 520,914 | 24-20 |
| 1,763,375 | 413,030 | 1,350,345 | 266,160 | 180,547 | 85,613 | 1,497,215 | 232,483 | 1,264,732 | 29-25 |
| 2,154,203 | 439,476 | 1,714,727 | 125,531 | 94,770 | 30,761 | 2,028,672 | 344,706 | 1,683,966 | 34-30 |
| 2,377,725 | 443,730 | 1,933,995 | 62,235 | 49,925 | 12,310 | 2,315,490 | 393,805 | 1,921,685 | 39-35 |
| 2,020,240 | 326,089 | 1,694,151 | 18,647 | 12,808 | 5,839 | 2,001,593 | 313,281 | 1,688,312 | 44-40 |
| 1,443,823 | 165,779 | 1,278,044 | 7,566 | 4,981 | 2,585 | 1,436,257 | 160,798 | 1,275,459 | 49-45 |
| 892,479 | 58,440 | 834,039 | 2,288 | 541 | 1,747 | 890,191 | 57,899 | 832,292 | 54-50 |
| 515,323 | 25,584 | 489,739 | 1,799 | 217 | 1,582 | 513,524 | 25,367 | 488,157 | 59-55 |
| 204,466 | 4,606 | 199,860 | 0 | 0 | 0 | 204,466 | 4,606 | 199,860 | 64-60 |
| 124,955 | 2,450 | 122,505 | 0 | 0 | 0 | 124,955 | 2,450 | 122,505 | 65+ |
| 12,385,279 | 2,088,244 | 10,297,035 | 699,164 | 440,638 | 258,526 | 11,686,115 | 1,647,606 | 10,038,509 | Total |

Source : Labour Force Survey - General Authority for Statistics .

المصدر: مسح القوى العاملة - الهيئة العامة للإحصاء .

Saudis Labour Force (15 Years and above) by Age Group and Sex

قوة العمل السعودية (١٥ سنة فأكثر) حسب فئات العمر والجنس

Table 6-62

جدول ٦-٦٢

| الجملة Total | الجملة Total | | متعطلون Unemployed Persons | | مشتغلون Employed Persons | | فئات العمر Age Group | | |
|------------------|------------------|------------------|-------------------------------|----------------|-----------------------------|------------------|-------------------------|------------------|--------------|
| | إناث Female | ذكور Male | إناث Female | ذكور Male | إناث Female | ذكور Male | | | |
| 37,663 | 9,230 | 28,433 | 18,065 | 5,701 | 12,364 | 19,598 | 3,529 | 16,069 | 19-15 |
| 507,337 | 132,660 | 374,677 | 182,869 | 86,641 | 96,228 | 324,468 | 46,019 | 278,449 | 24-20 |
| 1,116,876 | 306,596 | 810,280 | 257,785 | 175,982 | 81,803 | 859,091 | 130,614 | 728,477 | 29-25 |
| 1,085,366 | 278,490 | 806,876 | 118,706 | 90,363 | 28,343 | 966,660 | 188,127 | 778,533 | 34-30 |
| 958,534 | 242,906 | 715,628 | 55,479 | 45,926 | 9,553 | 903,055 | 196,980 | 706,075 | 39-35 |
| 737,464 | 151,170 | 586,294 | 16,744 | 11,748 | 4,996 | 720,720 | 139,422 | 581,298 | 44-40 |
| 561,338 | 85,016 | 476,322 | 5,519 | 4,667 | 852 | 555,819 | 80,349 | 475,470 | 49-45 |
| 331,203 | 30,776 | 300,427 | 1,389 | 541 | 848 | 329,814 | 30,235 | 299,579 | 54-50 |
| 202,370 | 13,635 | 188,735 | 1,380 | 217 | 1,163 | 200,990 | 13,418 | 187,572 | 59-55 |
| 57,987 | 1,534 | 56,453 | 0 | 0 | 0 | 57,987 | 1,534 | 56,453 | 64-60 |
| 65,416 | 403 | 65,013 | 0 | 0 | 0 | 65,416 | 403 | 65,013 | 65+ |
| 5,661,554 | 1,252,416 | 4,409,138 | 657,936 | 421,786 | 236,150 | 5,003,618 | 830,630 | 4,172,988 | Total |

Source : Labour Force Survey - General Authority for Statistics .

المصدر: مسح القوى العاملة - الهيئة العامة للإحصاء .

قوة العمل (15 سنة فأكثر) حسب الحالة

Status and Sex

التعليمية والجنس

Table 7-62

جول 2017

| Education Status | الجملة Total | | | متطلون Unemployed Persons | | | مشتغلون Employed Persons | | | الحالة التعليمية |
|--------------------------------|-------------------|------------------|-------------------|------------------------------|----------------|----------------|-----------------------------|------------------|-------------------|-----------------------|
| | جملة Total | إناث Female | ذكور Male | جملة Total | إناث Female | ذكور Male | جملة Total | إناث Female | ذكور Male | |
| Illiterate | 102,816 | 22,485 | 80,331 | 84 | 0 | 84 | 102,732 | 22,485 | 80,247 | أبي |
| Read & Write | 989,707 | 160,411 | 829,296 | 2,387 | 724 | 1,663 | 987,320 | 159,687 | 827,633 | يفرأ ويكتب |
| Primary | 1,577,019 | 205,666 | 1,371,353 | 16,894 | 5,528 | 11,366 | 1,560,125 | 200,138 | 1,359,987 | الإبتدائية |
| Intermediate | 2,217,245 | 282,584 | 1,934,661 | 36,721 | 9,791 | 26,930 | 2,180,524 | 272,793 | 1,907,731 | المتوسطة |
| Secondary or Equivalent | 3,227,854 | 300,484 | 2,927,370 | 215,670 | 93,319 | 122,351 | 3,012,184 | 207,165 | 2,805,019 | الثانوية أو مايعادلها |
| Diploma | 909,940 | 167,583 | 742,357 | 49,536 | 19,481 | 30,055 | 860,404 | 148,102 | 712,302 | دبلوم دون الجامعة |
| Bachelor Degree | 3,056,389 | 905,784 | 2,150,605 | 368,598 | 307,768 | 60,830 | 2,687,791 | 598,016 | 2,089,775 | بكالوريوس أو ليسانس |
| Higher Diploma / Master Degree | 200,991 | 29,586 | 171,405 | 9,274 | 4,027 | 5,247 | 191,717 | 25,559 | 166,158 | دبلوم عالي / ماجستير |
| Doctorate | 103,318 | 13,661 | 89,657 | 0 | 0 | 0 | 103,318 | 13,661 | 89,657 | دكتوراه |
| Total | 12,385,279 | 2,088,244 | 10,297,035 | 699,164 | 440,638 | 258,526 | 11,686,115 | 1,647,606 | 10,038,509 | الاجموع |

Source : Labour Force Survey - General Authority for Statistics .

المصدر: مسح القوى العاملة - الهيئة العامة للإحصاء .

Saudis Labour Force (15 Years and above) by

قوة العمل السعودية (١٥ سنة فأكثر) حسب

Education Status and Sex

الحالة التعليمية والجنس

Table 8-62

جول 2016

| Education Status | الجملة | | | متعلمون | | | مشتغلون | | | الحالة التعليمية |
|-----------------------------------|------------------|------------------|------------------|----------------|----------------|----------------|------------------|----------------|------------------|---------------------------|
| | جملة Total | إناث Female | ذكور Male | جملة Total | إناث Female | ذكور Male | جملة Total | إناث Female | ذكور Male | |
| Illiterate | 21,938 | 2,565 | 19,373 | 84 | 0 | 84 | 21,854 | 2,565 | 19,289 | أبى |
| Read & Write | 98,460 | 8,734 | 89,726 | 1,402 | 594 | 808 | 97,058 | 8,140 | 88,918 | يفرأ و يكتب |
| Primary | 279,385 | 17,476 | 261,909 | 12,615 | 4,523 | 8,092 | 266,770 | 12,953 | 253,817 | الإبتدائية |
| Intermediate | 527,231 | 34,046 | 493,185 | 32,602 | 8,696 | 23,906 | 494,629 | 25,350 | 469,279 | المتوسطة |
| Secondary or Equivalent | 1,989,542 | 184,120 | 1,805,422 | 203,679 | 89,735 | 113,944 | 1,785,863 | 94,385 | 1,691,478 | الثانوية أو ما يعادلها |
| Diploma | 573,498 | 130,492 | 443,006 | 46,777 | 18,571 | 28,206 | 526,721 | 111,921 | 414,800 | دبلوم دون الجامعة |
| Bachelor Degree | 2,017,401 | 846,259 | 1,171,142 | 352,990 | 295,767 | 57,223 | 1,664,411 | 550,492 | 1,113,919 | بكالوريوس أو ليسانس |
| Higher Diploma / Master Degree | 122,926 | 24,346 | 98,580 | 7,787 | 3,900 | 3,887 | 115,139 | 20,446 | 94,693 | دبلوم عالي / ماجستير |
| Doctorate | 31,173 | 4,378 | 26,795 | 0 | 0 | 0 | 31,173 | 4,378 | 26,795 | دكتوراه |
| Total | 5,661,554 | 1,252,416 | 4,409,138 | 657,936 | 421,786 | 236,150 | 5,003,618 | 830,630 | 4,172,988 | الاجممع |

Source : Labour Force Survey - General Authority for Statistics .

المصدر: مسح القوى العاملة - الهيئة العامة للإحصاء .

Labour Force (15 Years and above) by Marital Status and Sex

قوة العمل (١٥ سنة فأكثر) حسب الحالة الزوجية والجنس

Table 9-62

جداول ٩-٦٢

| Marital Status | الجملة | | | متعلون | | | مشغولون | | | الحالة الزوجية |
|----------------|-------------------|------------------|-------------------|----------------|----------------|----------------|-------------------|------------------|-------------------|----------------|
| | جملة Total | إناث Female | ذكور Male | جملة Total | إناث Female | ذكور Male | جملة Total | إناث Female | ذكور Male | |
| Never Married | 2,372,770 | 509,875 | 1,862,895 | 393,612 | 170,099 | 223,513 | 1,979,158 | 339,776 | 1,639,382 | لم يتزوج أبداً |
| Married | 9,800,930 | 1,454,649 | 8,346,281 | 283,377 | 250,902 | 32,475 | 9,517,553 | 1,203,747 | 8,313,806 | متزوج |
| Divorced | 161,415 | 90,948 | 70,467 | 19,168 | 16,630 | 2,538 | 142,247 | 74,318 | 67,929 | مطلق |
| Widowed | 50,164 | 32,772 | 17,392 | 3,007 | 3,007 | 0 | 47,157 | 29,765 | 17,392 | أرمل |
| Total | 12,385,279 | 2,088,244 | 10,297,035 | 699,164 | 440,638 | 258,526 | 11,686,115 | 1,647,606 | 10,038,509 | المجموع |

Source : Labour Force Survey - General Authority for Statistics .

المصدر: مسح القوى العاملة - الهيئة العامة للإحصاء .

Saudis Labour Force (15 Years and above) by Marital Status and Sex

قوة العمل السعودية (١٥ سنة فأكثر) حسب الحالة الزوجية والجنس

Table 10-62

جداول ١٠-٦٢

| Marital Status | الجملة Total | | | متعلون Unemployed Persons | | | مشتغلون Employed Persons | | | الحالة الزوجية |
|----------------|------------------|------------------|------------------|------------------------------|----------------|----------------|-----------------------------|----------------|------------------|----------------|
| | جملة Total | إناث Female | ذكور Male | جملة Total | إناث Female | ذكور Male | جملة Total | إناث Female | ذكور Male | |
| Never Married | 1,421,930 | 344,544 | 1,077,386 | 371,352 | 163,226 | 208,126 | 1,050,578 | 181,318 | 869,260 | لم يتزوج أبداً |
| Married | 4,100,553 | 827,406 | 3,273,147 | 264,464 | 238,978 | 25,486 | 3,836,089 | 588,428 | 3,247,661 | متزوج |
| Divorced | 111,546 | 62,797 | 48,749 | 19,113 | 16,575 | 2,538 | 92,433 | 46,222 | 46,211 | مطلق |
| Widowed | 27,525 | 17,669 | 9,856 | 3,007 | 3,007 | 0 | 24,518 | 14,662 | 9,856 | أرمل |
| Total | 5,661,554 | 1,252,416 | 4,409,138 | 657,936 | 421,786 | 236,150 | 5,003,618 | 830,630 | 4,172,988 | المجموع |

Source : Labour Force Survey - General Authority for Statistics .

المصدر: مسح القوى العاملة - الهيئة العامة للإحصاء .

Population out of The Labour Force (15 Years and above) by

السكان خارج قوة العمل (15 سنة فأكثر)

Administrative Area

حسب المنطقة الإدارية

Table 11-62

جدول 11-62

| Administrative Area | الجميلة Total | أخرى Others | عدم الرغبة في العمل Unwillingness to work | العجز أو الإعاقة أو أسباب صحية Disability or handicap or health reasons | متقاعد أو متقدم بالسن Retired or Over age | أنشطة منزلية Housekeeping | ملتحق بالدراسة أو برنامج تدريبي In school or training | المنطقة الإدارية |
|---------------------|-------------------|----------------|--|--|--|------------------------------|--|------------------|
| Riyadh | 2,309,643 | 53,223 | 22,220 | 47,624 | 210,896 | 1,077,574 | 898,106 | الرياض |
| Makkah | 2,620,285 | 131,848 | 78,092 | 84,114 | 281,227 | 1,130,765 | 914,239 | مكة المكرمة |
| Madinah | 740,416 | 16,681 | 7,029 | 21,975 | 66,433 | 375,515 | 252,783 | المدينة المنورة |
| Qassim | 442,997 | 13,352 | 5,681 | 9,941 | 21,366 | 203,493 | 189,164 | القصيم |
| Easte. Prov. | 1,401,929 | 25,860 | 27,897 | 27,613 | 127,091 | 646,488 | 546,980 | المنطقة الشرقية |
| Asir | 864,357 | 23,124 | 5,146 | 13,412 | 58,792 | 437,821 | 326,062 | عسير |
| Tabuk | 286,587 | 6,716 | 1,487 | 7,453 | 13,513 | 141,078 | 116,340 | تبوك |
| Hail | 250,820 | 5,359 | 450 | 2,520 | 18,745 | 126,888 | 96,858 | حائل |
| North.Bord. | 111,225 | 3,951 | 791 | 3,286 | 8,240 | 46,775 | 48,182 | الحدود الشمالية |
| Jazan | 582,415 | 6,489 | 2,272 | 16,435 | 59,671 | 266,320 | 231,228 | جازان |
| Najran | 208,050 | 7,170 | 1,696 | 5,799 | 20,508 | 103,340 | 69,537 | نجران |
| AL - Baha | 175,909 | 6,694 | 539 | 4,163 | 8,928 | 86,086 | 69,499 | الباحة |
| AL - Jouf | 160,451 | 12,136 | 5,915 | 2,518 | 19,973 | 55,249 | 64,660 | الجوف |
| Total | 10,155,084 | 312,603 | 159,215 | 246,853 | 915,383 | 4,697,392 | 3,823,638 | الجميلة |

Source : Labour Force Survey - General Authority for Statistics.

المصدر: مسح القوى العاملة - الهيئة العامة للإحصاء.

Males Population out of The Labour Force (15 Years and above) by Administrative Area

السكان المذكور خارج قوة العمل (١٥ سنة فأكثر)

حسب المنطقة الإدارية

Table 12-62

جدول ١٢-٦٢

| Administrative Area | الجميلة Total | أخرى Others | عدم الرغبة في العمل Unwillingness to work | العجز أو الإعاقة أو أسباب صحية Disability or handicap or health reasons | متقاعد أو متقاعد بالسن Retired or Over age | أنشطة منزلية Housekeeping | ملتحق بالدراسة أو برنامج تدريبي In school or training | المنطقة الإدارية |
|---------------------|------------------|----------------|--|--|---|------------------------------|--|------------------|
| Riyadh | 681,167 | 21,125 | 8,515 | 25,718 | 178,053 | 0 | 447,756 | الرياض |
| Makkah | 674,771 | 27,775 | 7,766 | 42,839 | 187,531 | 0 | 408,860 | مكة المكرمة |
| Madinah | 210,355 | 11,135 | 4,173 | 12,823 | 58,485 | 0 | 123,739 | المدينة المنورة |
| Qassim | 125,695 | 8,572 | 3,147 | 5,058 | 16,863 | 0 | 92,055 | القصيم |
| Easte. Prov. | 397,870 | 5,477 | 2,671 | 16,553 | 100,740 | 0 | 272,429 | المنطقة الشرقية |
| Asir | 248,105 | 11,452 | 3,516 | 12,632 | 58,792 | 0 | 161,713 | عسير |
| Tabuk | 73,918 | 3,098 | 612 | 3,662 | 10,677 | 0 | 55,869 | تبوك |
| Hail | 71,815 | 2,540 | 106 | 1,926 | 18,383 | 0 | 48,860 | حائل |
| North.Bord. | 31,699 | 890 | 144 | 1,699 | 6,240 | 0 | 22,726 | الحدود الشمالية |
| Jazan | 174,224 | 5,444 | 2,003 | 10,066 | 44,808 | 0 | 111,903 | جازان |
| Najran | 60,805 | 3,112 | 208 | 2,417 | 18,138 | 0 | 36,930 | نجران |
| AL - Baha | 43,922 | 1,634 | 378 | 1,492 | 6,944 | 0 | 33,474 | الباحة |
| AL - Jouf | 54,533 | 6,592 | 834 | 1,988 | 14,589 | 0 | 30,530 | الجوف |
| Total | 2,848,879 | 108,846 | 34,073 | 138,873 | 720,243 | 0 | 1,846,844 | الجميلة |

Source : Labour Force Survey - General Authority for Statistics.

المصدر: مسح القوى العاملة - الهيئة العامة للإحصاء.

Saudis Population out of The Labour Force (15 Years and above) by Administrative Area

السكان السعوديون خارج قوة العمل (١٥ سنة فأكثر)

حسب المنطقة الإدارية

Table 13-62

جدول ١٣-٦٢

| Administrative Area | الجملة Total | أخرى Others | عدم الرغبة في العمل Unwillingness to work | العجز أو الإعاقة أو أسباب صحية Disability or handicap or health reasons | متقاعد أو متقاعد بالسن Retired or Over age | أنشطة منزلية Housekeeping | ملتحق بالدراسة أو برنامج تدريبي In school or training | المنطقة الإدارية |
|---------------------|------------------|----------------|---|---|--|---------------------------|---|------------------|
| Riyadh | 1,858,168 | 42,960 | 19,680 | 40,663 | 199,659 | 783,974 | 771,232 | الرياض |
| Makkah | 1,847,898 | 68,657 | 34,452 | 61,014 | 240,530 | 710,738 | 732,507 | مكة المكرمة |
| Madinah | 587,267 | 12,824 | 5,346 | 16,660 | 63,280 | 263,058 | 226,099 | المدينة المنورة |
| Qassim | 413,191 | 12,036 | 5,372 | 9,202 | 21,366 | 183,758 | 181,457 | القصيم |
| Easte. Prov. | 1,235,085 | 22,133 | 21,562 | 26,707 | 121,870 | 544,262 | 498,551 | المنطقة الشرقية |
| Asir | 810,325 | 21,346 | 4,727 | 13,350 | 58,476 | 397,944 | 314,482 | عسير |
| Tabuk | 268,068 | 6,290 | 1,487 | 7,302 | 13,333 | 127,352 | 112,304 | تبوك |
| Hail | 237,490 | 4,596 | 450 | 2,520 | 18,438 | 117,353 | 94,133 | حائل |
| North.Bord. | 105,284 | 3,801 | 791 | 3,211 | 8,117 | 42,590 | 46,774 | الحدود الشمالية |
| Jazan | 533,605 | 4,372 | 1,556 | 14,688 | 56,209 | 239,263 | 217,517 | جازان |
| Najran | 190,334 | 6,743 | 1,377 | 5,389 | 20,055 | 91,361 | 65,409 | نجران |
| AL - Baha | 168,925 | 6,171 | 505 | 4,163 | 8,928 | 81,557 | 67,601 | الباحة |
| AL - Jouf | 150,327 | 11,874 | 5,783 | 2,366 | 19,908 | 47,529 | 62,867 | الجوف |
| Total | 8,405,967 | 223,803 | 103,088 | 207,235 | 850,169 | 3,630,739 | 3,390,933 | الجملة |

Source : Labour Force Survey - General Authority for Statistics.

المصدر: مسح القوى العاملة - الهيئة العامة للإحصاء.

Saudis Males Population out of The Labour Force (15 Years and above) by Administrative Area

السكان السعوديون الذكور خارج قوة العمل (15 سنة فأكثر) حسب المنطقة الإدارية

Table 14-62

جدول 14-62

| Administrative Area | الجملة Total | أخرى Others | عدم الرغبة في العمل Unwillingness to work | العجز أو الإعاقة أو أسباب صحية Disability or handicap or health reasons | متقاعد أو متقاعد بالسن Retired or Over age | أنشطة منزلية Housekeeping | ملتحق بالدراسة أو برنامج تدريبي In school or training | المنطقة الإدارية |
|---------------------|------------------|----------------|--|--|---|------------------------------|--|------------------|
| Riyadh | 601,225 | 14,954 | 7,649 | 21,919 | 169,394 | 0 | 387,309 | الرياض |
| Makkah | 562,251 | 17,587 | 6,484 | 32,949 | 167,434 | 0 | 337,797 | مكة المكرمة |
| Madinah | 192,223 | 8,243 | 3,955 | 9,725 | 56,316 | 0 | 113,984 | المنطقة المنورة |
| Qassim | 119,692 | 7,427 | 2,838 | 4,319 | 16,863 | 0 | 88,245 | القصيم |
| Easte. Prov. | 366,555 | 4,583 | 1,184 | 15,830 | 97,105 | 0 | 247,853 | المنطقة الشرقية |
| Asir | 239,750 | 9,763 | 3,516 | 12,570 | 58,476 | 0 | 155,425 | عسير |
| Tabuk | 71,783 | 2,945 | 612 | 3,511 | 10,576 | 0 | 54,139 | تبوك |
| Hail | 69,171 | 1,837 | 106 | 1,926 | 18,076 | 0 | 47,226 | حائل |
| North.Bord. | 30,675 | 832 | 144 | 1,641 | 6,143 | 0 | 21,915 | الحدود الشمالية |
| Jazan | 163,527 | 3,363 | 1,287 | 9,520 | 42,270 | 0 | 107,087 | جازان |
| Najran | 58,069 | 2,889 | 159 | 2,201 | 17,927 | 0 | 34,893 | نجران |
| AL - Baha | 42,934 | 1,363 | 378 | 1,492 | 6,944 | 0 | 32,757 | الباحة |
| AL - Jouf | 53,620 | 6,521 | 834 | 1,836 | 14,524 | 0 | 29,905 | الجوف |
| Total | 2,571,475 | 82,307 | 29,146 | 119,439 | 682,048 | 0 | 1,658,535 | الجملة |

Source : Labour Force Survey - General Authority for Statistics.

المصدر: مسح القوى العاملة - الهيئة العامة للإحصاء.

Population out of The Labour Force (15 Years and above) by Age Group

السكان خارج قوة العمل (١٥ سنة فأكثر) حسب فئات العمر

Table 15-62

جسول ١٥-٦٢

| الجملة Total | أخرى Others | عدم الرغبة في العمل Unwillingness to work | المعجز أو الإعاقة أو اسباب صحية Disability or health handicap or health reasons | متقاعد أو متقدم بالسن Retired or Over age | أنشطة منزلية Housekeeping | ملتحق بالدراسة أو برنامج تدريبي In school or training | فئات العمر Age Group |
|-------------------|----------------|--|---|---|------------------------------|--|-------------------------|
| 2,470,669 | 22,399 | 9,007 | 16,681 | 0 | 85,969 | 2,336,613 | 19-15 |
| 1,690,783 | 64,305 | 20,850 | 23,674 | 0 | 328,311 | 1,253,643 | 24-20 |
| 947,997 | 81,090 | 27,925 | 26,621 | 0 | 618,950 | 193,411 | 29-25 |
| 830,763 | 56,720 | 28,876 | 24,945 | 538 | 688,343 | 31,341 | 34-30 |
| 764,528 | 45,864 | 22,223 | 19,825 | 3,975 | 666,180 | 6,461 | 39-35 |
| 686,272 | 20,300 | 21,739 | 16,860 | 14,076 | 611,733 | 1,564 | 44-40 |
| 595,256 | 12,173 | 11,862 | 13,146 | 41,532 | 515,992 | 551 | 49-45 |
| 533,417 | 4,018 | 7,813 | 14,007 | 121,482 | 386,043 | 54 | 54-50 |
| 442,305 | 3,123 | 3,204 | 11,428 | 137,951 | 286,599 | 0 | 59-55 |
| 421,889 | 1,047 | 3,271 | 9,495 | 207,194 | 200,882 | 0 | 64-60 |
| 771,205 | 1,564 | 2,445 | 70,171 | 388,635 | 308,390 | 0 | 65+ |
| 10,155,084 | 312,603 | 159,215 | 246,853 | 915,383 | 4,697,392 | 3,823,638 | Total |

Source : Labour Force Survey - General Authority for Statistics.

المصدر: مسح القوى العاملة - الهيئة العامة للإحصاء.

السكان الذكور خارج قوة العمل (١٥ سنة فأكثر) حسب فئات العمر

Males Population out of The Labour Force (15 Years and above) by Age Group

Table 16-62

جدول ١٦-٦٢

| الجملة Total | أخرى Others | عدم الرغبة في العمل Unwillingness to work | المعجز أو الإعاقة أو أسباب صحية Disability or handicap or health reasons | متقاعد أو متقدم بالسن Retired or Over age | أنشطة منزلية Housekeeping | ملتحق بالدراسة أو برنامج تدريبي In school or training | فئات العمر Age Group |
|------------------|----------------|---|--|---|------------------------------|--|-------------------------|
| 1,155,086 | 12,168 | 2,781 | 7,001 | 0 | 0 | 1,133,136 | 19-15 |
| 651,124 | 24,502 | 4,440 | 12,580 | 0 | 0 | 609,602 | 24-20 |
| 137,105 | 26,583 | 4,227 | 15,032 | 0 | 0 | 91,263 | 29-25 |
| 52,761 | 16,918 | 5,049 | 19,356 | 398 | 0 | 11,040 | 34-30 |
| 34,982 | 12,294 | 4,323 | 14,548 | 2,965 | 0 | 852 | 39-35 |
| 31,472 | 6,267 | 4,167 | 11,379 | 8,708 | 0 | 951 | 44-40 |
| 47,073 | 3,726 | 1,485 | 9,862 | 32,000 | 0 | 0 | 49-45 |
| 109,364 | 3,019 | 3,270 | 8,886 | 94,189 | 0 | 0 | 54-50 |
| 122,905 | 1,774 | 1,182 | 7,685 | 112,264 | 0 | 0 | 59-55 |
| 174,014 | 664 | 1,822 | 5,215 | 166,313 | 0 | 0 | 64-60 |
| 332,993 | 931 | 1,327 | 27,329 | 303,406 | 0 | 0 | 65+ |
| 2,848,879 | 108,846 | 34,073 | 138,873 | 720,243 | 0 | 1,846,844 | Total الجملة |

Source : Labour Force Survey - General Authority for Statistics.

المصدر: مسح القوى العاملة - الهيئة العامة للإحصاء.

Saudis Population out of The Labour Force (15 Years and above) by Age Group

السكان السعوديون خارج قوة العمل (١٥ سنة فأكثر)

حسب فئات العمر

Table 17-62

جدول ١٧-٦٢

| الجملة Total | أخرى Others | عدم الرغبة في العمل Unwillingness to work | المعجز أو الإعاقة أو اسباب صحية Disability or health handicap or health reasons | متقاعد أو متقدم بالسن Retired or Over age | أنشطة منزلية Housekeeping | ملتحق بالدراسة أو برنامج تدريبي In school or training | فئات العمر Age Group |
|------------------|----------------|--|---|---|------------------------------|--|-------------------------|
| 2,077,442 | 11,551 | 6,345 | 13,460 | 0 | 50,322 | 1,995,764 | 19-15 |
| 1,500,168 | 51,290 | 15,077 | 20,716 | 0 | 236,942 | 1,176,143 | 24-20 |
| 783,922 | 67,359 | 20,824 | 24,957 | 0 | 488,369 | 182,413 | 29-25 |
| 626,868 | 44,682 | 18,323 | 23,618 | 538 | 510,462 | 29,245 | 34-30 |
| 528,836 | 27,372 | 13,488 | 17,601 | 3,975 | 461,201 | 5,199 | 39-35 |
| 486,769 | 9,272 | 10,353 | 14,378 | 14,076 | 437,126 | 1,564 | 44-40 |
| 467,360 | 7,829 | 5,693 | 9,549 | 39,588 | 404,150 | 551 | 49-45 |
| 469,310 | 1,654 | 5,956 | 10,875 | 115,900 | 334,871 | 54 | 54-50 |
| 392,422 | 1,250 | 3,156 | 8,206 | 129,903 | 249,907 | 0 | 59-55 |
| 375,007 | 415 | 1,693 | 6,857 | 189,846 | 176,196 | 0 | 64-60 |
| 697,863 | 1,129 | 2,180 | 57,018 | 356,343 | 281,193 | 0 | 65+ |
| 8,405,967 | 223,803 | 103,088 | 207,235 | 850,169 | 3,630,739 | 3,390,933 | Total الجملة |

Source : Labour Force Survey - General Authority for Statistics.

المصدر: مسح القوى العاملة - الهيئة العامة للإحصاء.

Saudis Males Population out of The Labour Force (15 Years and above) by Age Group

السكان السعوديون الذكور خارج قوة العمل (١٥ سنة فأكثر) حسب فئات العمر

Table 18-62

جداول ١٨-٦٢

| الجملة Total | أخرى Others | عدم الرغبة في العمل Unwillingness to work | المعجز أو الإعاقة أو اسباب صحية Disability or health reasons | متقاعد او متقدم بالسن Retired or Over age | أنشطة منزلية Housekeeping | ملتحق بالدراسة او برنامج تدريبي In school or training | فئات العمر Age Group |
|------------------|----------------|--|---|---|------------------------------|--|-------------------------|
| 999,917 | 5,253 | 2,129 | 6,037 | 0 | 0 | 986,498 | 19-15 |
| 608,954 | 20,572 | 3,682 | 11,318 | 0 | 0 | 573,382 | 24-20 |
| 130,550 | 24,917 | 4,057 | 14,515 | 0 | 0 | 87,061 | 29-25 |
| 47,863 | 14,784 | 4,031 | 18,859 | 398 | 0 | 9,791 | 34-30 |
| 30,100 | 8,337 | 4,274 | 13,672 | 2,965 | 0 | 852 | 39-35 |
| 27,859 | 3,600 | 4,167 | 10,433 | 8,708 | 0 | 951 | 44-40 |
| 43,427 | 2,224 | 1,485 | 7,718 | 32,000 | 0 | 0 | 49-45 |
| 103,268 | 974 | 2,355 | 7,216 | 92,723 | 0 | 0 | 54-50 |
| 114,685 | 618 | 1,182 | 5,987 | 106,898 | 0 | 0 | 59-55 |
| 161,202 | 313 | 722 | 4,116 | 156,051 | 0 | 0 | 64-60 |
| 303,650 | 715 | 1,062 | 19,568 | 282,305 | 0 | 0 | 65+ |
| 2,571,475 | 82,307 | 29,146 | 119,439 | 682,048 | 0 | 1,658,535 | Total الجملة |

Source : Labour Force Survey - General Authority for Statistics.

المصدر: مسح القوى العاملة - الهيئة العامة للإحصاء.

Population out of The Labour Force (15 Years and above) by Education Status

السكان خارج قوة العمل (١٥ سنة فأكثر) حسب الحالة التعليمية

Table 19-62

جدول ١٩-٦٢

| Education Status | الجملة | أخرى | عدم الرغبة في العمل Unwillingness to work | المعجز أو الإعاقة أو أسباب صحية Disability or health reasons | متقاعد أو متقدم بالسن Retired or Over age | أنشطة منزلية Housekeeping | ملتحق بالدراسة أو برنامج تدريبي In school or training | الحالة التعليمية |
|-----------------------------------|-------------------|----------------|--|---|---|------------------------------|--|--------------------------|
| Illiterate | 475,968 | 5,824 | 2,153 | 74,288 | 104,960 | 288,743 | 0 | أمي |
| Read & Write | 1,011,522 | 12,517 | 7,102 | 60,422 | 161,370 | 768,510 | 1,601 | يفقرأ ويكتب |
| Primary | 1,378,248 | 22,435 | 14,109 | 36,993 | 184,271 | 745,650 | 374,790 | الإبتدائية |
| Intermediate | 2,661,679 | 34,703 | 20,758 | 35,477 | 142,319 | 893,162 | 1,535,260 | المتوسطة |
| Secondary or Equivalent | 3,570,927 | 89,930 | 48,445 | 30,133 | 139,365 | 1,487,791 | 1,775,263 | الثانوية أو مايعادلها |
| Diploma | 198,249 | 13,223 | 1,799 | 2,516 | 50,005 | 90,177 | 40,529 | دبلوم دون الجامعة |
| Bachelor Degree | 813,579 | 127,671 | 63,186 | 6,741 | 116,291 | 408,474 | 91,216 | بكالوريوس أو ليسانس |
| Higher Diploma / Master Degree | 34,991 | 2,988 | 1,158 | 0 | 10,981 | 14,885 | 4,979 | دبلوم عالي / ماجستير |
| Doctorate | 9,921 | 3,312 | 505 | 283 | 5,821 | 0 | 0 | دكتوراه |
| Total | 10,155,084 | 312,603 | 159,215 | 246,853 | 915,383 | 4,697,392 | 3,823,638 | الجملة |

Source : Labour Force Survey - General Authority for Statistics .

المصدر: مسح القوى العاملة - الهيئة العامة للإحصاء .

Males Population out of The Labour Force (15 Years and above) by Education Status

السكان الذكور خارج قوة العمل (١٥ سنة فأكثر)

حسب الحالة التعليمية

Table 20-62

جنول ٢٠١٦

| Education Status | الجملة | أخرى | عدم الرغبة في العمل Unwillingness to work | العجز أو الإعاقة أو اسباب صحية Disability or health reasons | متقاعد أو متقدم بالسن Retired or Over age | أنشطة منزلية Housekeeping | ملتحق بالدراسة أو برنامج تدريبي In school or training | الحالة التعليمية |
|-----------------------------------|------------------|----------------|--|--|---|------------------------------|--|--------------------------|
| Illiterate | 83,122 | 3,872 | 1,552 | 28,083 | 49,615 | 0 | 0 | أبى |
| Read & Write | 161,260 | 6,731 | 1,883 | 30,495 | 121,388 | 0 | 763 | يفراً ويكتب |
| Primary | 397,221 | 12,965 | 5,103 | 25,334 | 165,710 | 0 | 188,109 | الإبتدائية |
| Intermediate | 946,692 | 18,930 | 8,614 | 25,600 | 133,943 | 0 | 759,605 | المتوسطة |
| Secondary or Equivalent | 1,034,490 | 40,286 | 12,560 | 22,221 | 124,359 | 0 | 835,064 | الثانوية أو مايعادلها |
| Diploma | 66,132 | 8,976 | 679 | 2,176 | 33,297 | 0 | 21,004 | دبلوم دون الجامعة |
| Bachelor Degree | 141,942 | 16,288 | 3,682 | 4,681 | 76,448 | 0 | 40,843 | بكالوريوس أو ليسانس |
| Higher Diploma / Master Degree | 11,766 | 266 | 0 | 0 | 10,044 | 0 | 1,456 | دبلوم عالي / ماجستير |
| Doctorate | 6,254 | 532 | 0 | 283 | 5,439 | 0 | 0 | دكتوراه |
| Total | 2,848,879 | 108,846 | 34,073 | 138,873 | 720,243 | 0 | 1,846,844 | الجملة |

Source : Labour Force Survey - General Authority for Statistics.

المصدر: مسح القوى العاملة - الهيئة العامة للإحصاء.

Saudis Population out of The Labour Force (15 Years and above) by Education Status

السكان السعوديون خارج قوة العمل (١٥ سنة فأكثر)

حسب الحالة التعليمية

Table 21-62

جول ٢٠١٦

| Education Status | الجملة Total | أخرى Others | عدم الرغبة في العمل Unwillingness to work | العجز أو الإعاقة أو أسباب صحية Disability or health handicap or health reasons | متقاعد أو متقدم بالسن Retired or Over age | أنشطة منزلية Housekeeping | ملتحق بالدراسة أو برنامج تدريبي In school or training | الحالة التعليمية |
|-----------------------------------|------------------|----------------|---|--|---|------------------------------|--|--------------------------|
| Illiterate | 423,707 | 3,306 | 1,790 | 63,919 | 94,080 | 260,612 | 0 | أبى |
| Read & Write | 820,318 | 3,514 | 5,260 | 46,969 | 144,697 | 619,001 | 877 | يفراً ويكتب |
| Primary | 1,149,078 | 14,472 | 12,513 | 33,518 | 177,789 | 608,378 | 302,408 | الإبتدائية |
| Intermediate | 2,200,208 | 26,572 | 14,904 | 29,944 | 136,136 | 686,506 | 1,306,146 | المتوسطة |
| Secondary or Equivalent | 3,078,157 | 73,435 | 40,142 | 25,987 | 128,075 | 1,157,871 | 1,652,647 | الثانوية أو مايعادلها |
| Diploma | 146,803 | 10,810 | 1,145 | 2,238 | 48,546 | 44,112 | 39,952 | دبلوم دون الجامعة |
| Bachelor Degree | 560,150 | 89,928 | 26,937 | 4,377 | 104,337 | 249,944 | 84,627 | بكالوريوس أو ليسانس |
| Higher Diploma / Master Degree | 21,590 | 1,621 | 397 | 0 | 10,981 | 4,315 | 4,276 | دبلوم عالي / ماجستير |
| Doctorate | 5,956 | 145 | 0 | 283 | 5,528 | 0 | 0 | دكتوراه |
| Total | 8,405,967 | 223,803 | 103,088 | 207,235 | 850,169 | 3,630,739 | 3,390,933 | الجملة |

Source : Labour Force Survey - General Authority for Statistics .

المصدر: مسح القوى العاملة - الهيئة العامة للإحصاء .

Saudis Males Population out of The Labour Force (15 Years and above) by Education Status

السكان السعوديون الذكور خارج قوة العمل (١٥ سنة فأكثر) حسب الحالة التعليمية

Table 22-62

جول ٢٠١٦

| Education Status | الجملة Total | أخرى Others | عدم الرغبة في العمل Unwillingness to work | العجز أو الإعاقة أو أسباب صحية Disability or handicap or health reasons | متقاعد أو متقدم بالسن Retired or Over age | أنشطة منزلية Housekeeping | ملتحق بالدراسة أو برنامج تدريبي In school or training | الحالة التعليمية |
|-----------------------------------|------------------|----------------|---|---|---|------------------------------|--|--------------------------|
| Illiterate | 73,778 | 2,695 | 1,552 | 24,940 | 44,591 | 0 | 0 | أبى |
| Read & Write | 137,339 | 2,316 | 821 | 23,146 | 110,545 | 0 | 511 | يفراً ويكتب |
| Primary | 355,081 | 8,978 | 4,630 | 23,421 | 162,268 | 0 | 155,784 | الإبتدائية |
| Intermediate | 832,844 | 14,255 | 6,724 | 23,103 | 129,136 | 0 | 659,626 | المتوسطة |
| Secondary or Equivalent | 965,564 | 35,079 | 11,810 | 19,280 | 117,353 | 0 | 782,042 | الثانوية أو مايعادلها |
| Diploma | 62,682 | 7,587 | 488 | 2,126 | 32,054 | 0 | 20,427 | دبلوم دون الجامعة |
| Bachelor Degree | 127,402 | 11,131 | 3,121 | 3,140 | 70,911 | 0 | 39,099 | بكالوريوس أو ليسانس |
| Higher Diploma / Master Degree | 11,356 | 266 | 0 | 0 | 10,044 | 0 | 1,046 | دبلوم عالي / ماجستير |
| Doctorate | 5,429 | 0 | 0 | 283 | 5,146 | 0 | 0 | دكتوراه |
| Total | 2,571,475 | 82,307 | 29,146 | 119,439 | 682,048 | 0 | 1,658,535 | الجملة |

Source : Labour Force Survey - General Authority for Statistics .

المصدر: مسح القوى العاملة - الهيئة العامة للإحصاء .

Population out of The Labour Force (15 Years and above) by Marital Status

السكان خارج قوة العمل (15 سنة فأكثر) حسب الحالة الزوجية

Table 23-62

جدول ٢٣-٦٢

| Marital Status | الجملة | أخرى | عدم الرغبة في العمل Unwillingness to work | العجز أو الإعاقة أو أسباب صحية Disability or handicap or health reasons | متقاعد أو مقاعد بالسن Retired or Over age | أنشطة منزلية Housekeeping | ملتحق بالدراسة أو برنامج تدريبي In school or training | الحالة الزوجية |
|----------------|-------------------|----------------|--|--|--|------------------------------|--|----------------|
| Never Married | 4,297,616 | 153,468 | 48,703 | 113,892 | 6,699 | 372,396 | 3,602,458 | لم يتزوج أبداً |
| Married | 5,221,299 | 141,077 | 103,973 | 76,530 | 794,653 | 3,894,991 | 210,075 | متزوج |
| Divorced | 150,134 | 12,367 | 3,761 | 7,641 | 16,333 | 99,647 | 10,385 | مطلق |
| Widowed | 486,035 | 5,691 | 2,778 | 48,790 | 97,698 | 330,358 | 720 | أرمل |
| Total | 10,155,084 | 312,603 | 159,215 | 246,853 | 915,383 | 4,697,392 | 3,823,638 | الجملة |

Source : Labour Force Survey - General Authority for Statistics.

المصدر: مسح القوى العاملة - الهيئة العامة للإحصاء.

القوى العاملة الربع الثاني 2016
Labour Force 2016 Second Quarter

الهيئة العامة للإحصاء
General Authority for Statistics

Males Population out of The Labour Force (15 Years and above) by Marital Status

السكان الذكور خارج قوة العمل (15 سنة فأكثر)

حسب الحالة الزوجية

Table 24-62

جويل ٢٠٢٤

| Marital Status | الجملة | أخرى | عدم الرغبة في العمل Unwillingness to work | العجز أو الإعاقة أو أسباب صحية Disability or handicap or health reasons | متقاعد أو متقدم بالسن Retired or Overage | أنشطة منزلية Housekeeping | ملتحق بالدراسة أو برنامج تدريبي In school or training | الحالة الزوجية |
|----------------|------------------|----------------|--|--|---|------------------------------|--|----------------|
| Never Married | 1,983,735 | 80,363 | 18,479 | 66,574 | 4,434 | 0 | 1,813,885 | لم يتزوج أبداً |
| Married | 825,253 | 26,677 | 14,879 | 62,957 | 688,678 | 0 | 32,062 | متزوج |
| Divorced | 15,407 | 1,130 | 387 | 4,539 | 8,454 | 0 | 897 | مطلق |
| Widowed | 24,484 | 676 | 328 | 4,803 | 18,677 | 0 | 0 | أرمل |
| Total | 2,848,879 | 108,846 | 34,073 | 138,873 | 720,243 | 0 | 1,846,844 | الجملة |

Source : Labour Force Survey - General Authority for Statistics.

المصدر: مسح القوى العاملة - الهيئة العامة للإحصاء.

Saudis Population out of The Labour Force (15 Years and above) by Marital Status

السكان السعوديون خارج قوة العمل (١٥ سنة فأكثر)

حسب الحالة الزوجية

Table 25-62

جدول ٢٥-٦٢

| Marital Status | الجملة | أخرى | عدم الرغبة في العمل Unwillingness to work | العجز أو الإعاقة أو أسباب صحية Disability or handicap or health reasons | متقاعد أو متقدم بالسن Retired or Overage | أنشطة منزلية Housekeeping | ملتحق بالدراسة أو برنامج تدريبي In school or training | الحالة الزوجية |
|----------------|------------------|----------------|--|--|---|------------------------------|--|----------------|
| Never Married | 3,757,883 | 125,981 | 39,522 | 102,929 | 6,604 | 299,507 | 3,183,340 | لم يتزوج أبداً |
| Married | 4,098,129 | 83,052 | 58,885 | 58,197 | 745,814 | 2,955,693 | 196,488 | متزوج |
| Divorced | 134,656 | 10,740 | 2,720 | 7,132 | 15,955 | 87,724 | 10,385 | مطلق |
| Widowed | 415,299 | 4,030 | 1,961 | 38,977 | 81,796 | 287,815 | 720 | أرمل |
| Total | 8,405,967 | 223,803 | 103,088 | 207,235 | 850,169 | 3,630,739 | 3,390,933 | الجملة |

Source : Labour Force Survey - General Authority for Statistics.

المصدر: مسح القوى العاملة - الهيئة العامة للإحصاء.

Saudis Males Population Out of The Labour Force (15 Years and Above) By Marital Status

السكان السعوديون الذكور خارج قوة العمل (١٥ سنة فأكثر) حسب الحالة الزوجية

Table 26-62

جويل ٢٠١٦

| Marital Status | الجملة | أخرى | عدم الرغبة في العمل Unwillingness to work | العجز أو الإعاقة أو أسباب صحية Disability or handicap or health reasons | متقاعد أو متقدم بالسن Retired or Over age | أنشطة منزلية Housekeeping | ملتحق بالدراسة أو برنامج تدريبي In school or training | الحالة الزوجية |
|----------------|------------------|---------------|--|---|---|------------------------------|--|----------------|
| Never Married | 1,776,865 | 64,661 | 16,435 | 63,305 | 4,434 | 0 | 1,628,030 | لم يتزوج أبداً |
| Married | 760,400 | 15,840 | 12,261 | 48,692 | 653,999 | 0 | 29,608 | متزوج |
| Divorced | 15,088 | 1,130 | 387 | 4,220 | 8,454 | 0 | 897 | مطلق |
| Widowed | 19,122 | 676 | 63 | 3,222 | 15,161 | 0 | 0 | أرمل |
| Total | 2,571,475 | 82,307 | 29,146 | 119,439 | 682,048 | 0 | 1,658,535 | الجملة |

Source : Labour Force Survey - General Authority for Statistics .

المصدر: مسح القوى العاملة - الهيئة العامة للإحصاء .



القوى العاملة الربع الثاني 2016
Labour Force 2016 Second Quarter

الهيئة العامة للإحصاء
General Authority for Statistics

Employed persons (15 Years and above) by Administrative Area and Main Occupation Groups

المشغولون (١٥ سنة فأكثر) حسب المنطقة الإدارية والمجموعات الرئيسية للمهنة

Table 27-62

جدول ٢٧-٦٢

| Administrative Area | الجملة Total | المهن الهندسية الإسامية المساعدة Occupations of Supporting Basic Engineering | مهن العمليات الصناعية والكيميائية والصناعات الغذائية Occupations of Industrial, Chemical and Food Industries | مهن الزراعة وتربية الحيوانات والطيور والصيد Occupations of Agriculture, Animal Husbandry & Fishing | مهن الخدمات Occupations of Services | مهن البيع Occupations of Sales | المهن الكتابية Occupations of Clerical | الفنيون في المجالات العلمية والفنية والأسياسية Technicians in Professional, Technical and Humanitarian Fields | الإختصاصيون في المجالات العلمية والفنية والأسياسية Specialists in Professional, Technical and Humanitarian Fields | المشرفون والمديرون ومندوبو الأعمال Lawmakers, Directors and business Managers | المهنة الإدارية |
|---------------------|--------------|---|--|---|--|-----------------------------------|---|--|--|--|-----------------|
| Riyadh | 3,219,947 | 768,461 | 64,220 | 148,530 | 787,418 | 248,875 | 312,092 | 294,298 | 432,890 | 163,163 | الرياض |
| Makkah | 3,055,626 | 704,515 | 102,305 | 91,146 | 759,916 | 302,401 | 234,441 | 342,650 | 373,453 | 144,799 | مكة المكرمة |
| Madinah | 662,626 | 150,632 | 24,123 | 27,119 | 151,620 | 85,082 | 49,538 | 86,249 | 66,458 | 21,805 | المدينة المنورة |
| Qassim | 539,611 | 119,843 | 10,725 | 34,100 | 118,494 | 54,464 | 57,733 | 72,264 | 53,445 | 18,543 | القصيم |
| East. Prov. | 1,940,529 | 457,355 | 54,942 | 50,283 | 448,548 | 197,229 | 165,786 | 240,731 | 217,751 | 107,904 | الشرقية |
| Asir | 649,034 | 127,999 | 15,065 | 42,313 | 217,601 | 59,159 | 37,801 | 78,401 | 48,310 | 22,385 | عسير |
| Tabuk | 295,307 | 54,482 | 4,113 | 18,404 | 107,924 | 21,884 | 21,720 | 36,615 | 22,837 | 7,328 | تبوك |
| Hail | 229,228 | 42,014 | 2,988 | 19,804 | 62,705 | 22,141 | 24,287 | 28,267 | 19,507 | 7,515 | حائل |
| North.Bord. | 119,936 | 28,204 | 2,784 | 5,825 | 34,898 | 6,968 | 11,836 | 17,357 | 8,868 | 3,196 | الحدود الشمالية |
| Jazan | 476,626 | 86,762 | 8,080 | 23,875 | 176,605 | 43,789 | 35,208 | 62,063 | 34,397 | 5,847 | جازان |
| Najran | 173,828 | 34,881 | 2,993 | 7,811 | 52,498 | 20,152 | 16,680 | 21,457 | 11,525 | 5,831 | نجران |
| AL - Baha | 161,152 | 28,355 | 1,264 | 10,900 | 46,267 | 15,713 | 14,377 | 26,330 | 12,323 | 5,623 | الباحة |
| AL - Jouf | 162,665 | 23,914 | 4,737 | 8,712 | 48,060 | 24,438 | 14,266 | 21,850 | 12,229 | 4,459 | الجوف |
| Total | 11,686,115 | 2,627,417 | 298,339 | 488,822 | 3,012,554 | 1,102,295 | 995,765 | 1,328,532 | 1,313,993 | 518,398 | الجميع |

Source : Labour Force Survey - General Authority for Statistics .

المصدر: مسح القوى العاملة - الهيئة العامة للإحصاء .



Surveys

Labour Force Survey 2016 2nd Quarter

المشغولون الذكور (15 سنة فأكثر) حسب المنطقة الإدارية

Males Employed persons (15 Years and above) by Administrative Area and Main Occupation Groups

والجموعات الرئيسية للمهنة

Table 28-62

جداول 28-62

| Area | الجملة Total | المهن الهندسية الإسامية المساعدة Occupations of Supporting Basic Engineering | مهن العمليات الصناعية والكيميائية والصناعات الغذائية Occupations of Industrial, Chemical Operations and Food Industries | مهن الزراعة وتربية الحيوان والطيور والصيد Occupations of Agriculture, Animal Husbandry & Fishing | مهن الخدمات Occupations of Services | مهن البيع Occupations of Sales | المهن الكتابية Occupations of Clerical | الفنيون في المجالات العلمية والفنية والاسمائية Technicians in Professional, Technical and Humanitarian Fields | الاختصاصيون في المجالات العلمية والفنية والاسمائية Specialists in Professional, Technical and Humanitarian Fields | المشرفون والمديرون ومندوبو الأعمال Lawmakers, Directors and business Managers | المنطقة الإدارية |
|-------------|-----------------|---|--|---|---|-----------------------------------|--|---|---|--|------------------|
| Riyadh | 2,691,762 | 768,201 | 60,673 | 148,530 | 520,180 | 241,383 | 246,516 | 182,067 | 372,165 | 152,047 | الرياض |
| Makkah | 2,670,014 | 702,384 | 97,873 | 90,746 | 579,947 | 289,621 | 195,882 | 258,184 | 320,310 | 135,067 | مكة المكرمة |
| Madinah | 594,976 | 150,142 | 23,654 | 27,119 | 135,866 | 84,040 | 40,117 | 60,706 | 52,254 | 21,078 | المدينة المنورة |
| Qassim | 453,032 | 119,843 | 10,014 | 34,100 | 88,192 | 54,464 | 46,819 | 37,668 | 44,702 | 17,230 | القصيم |
| East. Prov. | 1,671,896 | 456,820 | 53,871 | 50,283 | 305,160 | 192,440 | 129,207 | 192,759 | 188,975 | 102,381 | الشرقية |
| Asir | 574,823 | 127,999 | 14,835 | 42,313 | 187,324 | 58,882 | 30,872 | 51,838 | 39,341 | 21,419 | عسير |
| Tabuk | 262,274 | 54,482 | 4,113 | 17,996 | 97,195 | 21,591 | 17,782 | 25,458 | 16,907 | 6,750 | تبوك |
| Hail | 194,822 | 42,014 | 2,988 | 19,804 | 46,381 | 22,141 | 20,432 | 18,348 | 15,322 | 7,392 | حائل |
| North.Bord. | 99,520 | 28,173 | 2,669 | 5,825 | 27,254 | 6,829 | 9,120 | 10,038 | 6,669 | 2,943 | الحدود الشمالية |
| Jazan | 400,089 | 86,762 | 8,080 | 23,875 | 142,842 | 43,161 | 28,718 | 36,080 | 25,547 | 5,024 | جازان |
| Najran | 153,056 | 34,881 | 2,805 | 7,811 | 46,585 | 19,877 | 13,810 | 11,805 | 9,821 | 5,661 | نجران |
| AL - Baha | 136,459 | 28,355 | 1,264 | 10,900 | 38,095 | 15,602 | 12,099 | 16,316 | 8,392 | 5,436 | الباحة |
| AL - Jouf | 135,786 | 23,914 | 4,737 | 8,712 | 36,914 | 23,729 | 11,907 | 13,269 | 8,573 | 4,031 | الجوف |
| Total | 10,038,509 | 2,623,970 | 287,576 | 488,014 | 2,251,935 | 1,073,760 | 803,281 | 914,536 | 1,108,978 | 486,459 | الجميع |

Source : Labour Force Survey - General Authority for Statistics .

المصدر: مسح القوى العاملة - الهيئة العامة للإحصاء .

المشغولون السعوديون (15 سنة فأكثر) حسب المنطقة الإدارية

Saudis Employed persons (15 Years and above) by Administrative Area and Main Occupation Groups

والجموعات الرئيسية للمهنة

Table 29-62

جداول 29-62

| Area | الجملة Total | المهن الهندسية الإساسية المساعدة Occupations of Supporting Basic Engineering | مهن العمليات الصناعية والكيميائية والصناعات الغذائية Occupations of Industrial, Chemical Operations and Food Industries | مهن الزراعة والتربية الحيوانية والطبوق والصيد Occupations of Agriculture, Animal Husbandry & Fishing | مهن الخدمات Occupations of Services | مهن البيع Occupations of Sales | المهن الكتابية Occupations of Clerical | الفنيون في المجالات العلمية والفنية والأسياسية Technicians in Professional, Technical and Humanitarian Fields | الاختصاصيون في المجالات العلمية والفنية والأسياسية Specialists in Professional, Technical and Humanitarian Fields | المشرفون والمديرون ومديرو الأعمال Lawmakers, Directors and business Managers | المنطقة الإدارية |
|--------------|-----------------|---|--|---|---|-----------------------------------|--|---|---|---|------------------|
| Riyadh | 1,191,006 | 24,658 | 8,346 | 18,589 | 364,114 | 35,132 | 276,392 | 191,652 | 170,096 | 102,027 | الرياض |
| Makkah | 1,169,318 | 43,602 | 10,471 | 46,027 | 357,284 | 68,360 | 176,714 | 233,298 | 153,109 | 80,453 | مكة المكرمة |
| Madinah | 288,186 | 16,810 | 2,087 | 6,191 | 85,721 | 15,767 | 45,420 | 72,232 | 29,783 | 14,175 | المنطقة المنورة |
| Qassim | 259,769 | 6,801 | 2,740 | 14,884 | 53,563 | 24,830 | 54,985 | 59,163 | 27,122 | 15,681 | القصيم |
| Easte. Prov. | 822,062 | 44,135 | 22,849 | 11,988 | 224,825 | 48,084 | 140,540 | 158,373 | 101,849 | 69,419 | الشرقية |
| Asir | 363,144 | 3,864 | 1,046 | 28,425 | 161,743 | 14,614 | 34,991 | 67,153 | 30,967 | 20,341 | عسير |
| Tabuk | 176,689 | 5,620 | 439 | 11,980 | 83,710 | 10,432 | 20,528 | 29,151 | 9,019 | 5,810 | تبوك |
| Hail | 120,169 | 2,313 | 217 | 11,286 | 38,609 | 3,160 | 23,281 | 25,256 | 9,548 | 6,499 | حائل |
| North.Bord. | 68,492 | 1,728 | 269 | 5,730 | 23,515 | 2,291 | 11,560 | 15,470 | 5,077 | 2,852 | الحدود الشمالية |
| Jazan | 283,125 | 13,799 | 427 | 16,020 | 118,196 | 13,348 | 32,716 | 59,319 | 23,602 | 5,698 | جازان |
| Najran | 89,748 | 3,955 | 527 | 2,922 | 34,415 | 4,887 | 16,031 | 15,055 | 7,079 | 4,877 | نجران |
| AL - Baha | 96,876 | 4,889 | 183 | 3,348 | 25,659 | 11,552 | 14,038 | 24,822 | 7,443 | 4,942 | الباحة |
| AL - Jouf | 75,034 | 741 | 115 | 1,836 | 23,775 | 3,444 | 13,918 | 19,390 | 8,184 | 3,631 | الجوف |
| Total | 5,003,618 | 172,915 | 49,716 | 179,226 | 1,595,129 | 255,901 | 861,114 | 970,334 | 582,878 | 336,405 | الجميع |

Source : Labour Force Survey - General Authority for Statistics .

المصدر: مسح القوى العاملة - الهيئة العامة للإحصاء .

Saudis Males Employed persons (15 Years and above) by

المشتغلون السعوديون الذكور (15 سنة فأكثر) حسب المنطقة

Administrative Area and Main Occupation Groups

الإدارية والمجموعات الرئيسية للمهنة

Table 30-62

جداول 30-62

| Administrative Area | الجملة Total | المهن الهندسية الإسامية المساعدة Occupations of Supporting Basic Engineering | مهن العمليات الصناعية والكيميائية والصناعات الغذائية Occupations of Industrial, Chemical Operations and Food Industries | مهن الزراعة والتربية الحيوان والطبوق والصيد Occupations of Agriculture, Animal Husbandry & Fishing | مهن الخدمات Occupations of Services | مهن البيع Occupations of Sales | المهن الكتابية Occupations of Clerical | الفنيون في المجالات العلمية والفنية والأسياسية Technicians in Professional, Technical and Humanitarian Fields | الاختصاصيون في المجالات العلمية والفنية والأسياسية Specialists in Professional, Technical and Humanitarian Fields | المشرفون والمديرون ومديرو الأعمال Lawmakers, Directors and business Managers | المنطقة الإدارية |
|---------------------|------------------|---|--|---|---|-----------------------------------|--|---|---|---|------------------|
| Riyadh | 952,582 | 24,398 | 6,425 | 18,589 | 348,041 | 28,198 | 213,187 | 102,668 | 118,604 | 92,472 | الرياض |
| Makkah | 976,664 | 42,899 | 7,228 | 45,627 | 345,293 | 59,974 | 139,617 | 156,181 | 108,692 | 71,153 | مكة المكرمة |
| Madinah | 240,526 | 16,810 | 1,876 | 6,191 | 83,832 | 15,519 | 36,483 | 47,144 | 19,223 | 13,448 | المدينة المنورة |
| Qassim | 214,367 | 6,801 | 2,029 | 14,884 | 52,229 | 24,830 | 44,231 | 33,219 | 21,776 | 14,368 | القصيم |
| Easte. Prov. | 697,754 | 44,135 | 21,778 | 11,988 | 217,831 | 43,331 | 104,708 | 112,211 | 77,819 | 63,953 | الشرقية |
| Asir | 316,751 | 3,864 | 816 | 28,425 | 158,598 | 14,337 | 28,062 | 40,590 | 22,684 | 19,375 | عسير |
| Tabuk | 155,763 | 5,620 | 439 | 11,572 | 82,265 | 10,202 | 16,590 | 18,287 | 5,556 | 5,232 | تبوك |
| Hail | 102,687 | 2,313 | 217 | 11,286 | 37,128 | 3,160 | 19,426 | 15,668 | 7,113 | 6,376 | حائل |
| North.Bord. | 56,209 | 1,728 | 269 | 5,730 | 23,059 | 2,165 | 8,844 | 8,658 | 3,157 | 2,599 | الحدود الشمالية |
| Jazan | 240,155 | 13,799 | 427 | 16,020 | 115,917 | 12,837 | 26,226 | 33,457 | 16,597 | 4,875 | جازان |
| Najran | 78,755 | 3,955 | 339 | 2,922 | 33,872 | 4,612 | 13,161 | 9,357 | 5,830 | 4,707 | نجران |
| AL - Baha | 81,291 | 4,889 | 183 | 3,348 | 25,113 | 11,441 | 11,760 | 15,139 | 4,663 | 4,755 | الباحة |
| AL - Jouf | 59,484 | 741 | 115 | 1,836 | 22,973 | 3,047 | 11,559 | 10,947 | 5,063 | 3,203 | الجوف |
| Total | 4,172,988 | 171,952 | 42,141 | 178,418 | 1,546,151 | 233,653 | 673,854 | 603,526 | 416,777 | 306,516 | الجميع |

Source : Labour Force Survey - General Authority for Statistics .

المصدر: مسح القوى العاملة - الهيئة العامة للإحصاء.

المشتغلون (15 سنة فأكثر) حسب فئات العمر والمجموعات الوظيفية للمهنة

Table 31-62

جول 2016

| الفئات العمرية | المهنة | | | | | | | | | | |
|----------------|-----------------------------------|--|--|-------------------|-----------|-------------|---|---|---|----------------------------------|---------|
| | المشرون والمديرون ومندوبو الأعمال | الاختصاصيون في المجالات العلمية والفنية والانسائية | المهندسون في المجالات العلمية والفنية والانسائية | المهنيين الكتابية | مهن البيع | مهن الخدمات | مهن الزراعة وتربية الحيوان والطيور والصيد | مهن الصناعات الغذائية والصناعات الكيماوية | مهن الصناعات والعمليات الصناعية والكيميائية | المهن الهندسية الاساسية المساعدة | الاجمعة |
| 19-15 | 0 | 0 | 571 | 4,037 | 12,618 | 19,591 | 746 | 1,576 | 9,107 | 48,246 | 19-15 |
| 24-20 | 5,466 | 23,194 | 57,933 | 73,360 | 57,724 | 238,193 | 15,721 | 18,462 | 135,453 | 625,506 | 24-20 |
| 29-25 | 36,175 | 169,540 | 193,070 | 176,770 | 114,547 | 467,471 | 36,548 | 32,222 | 270,872 | 1,497,215 | 29-25 |
| 34-30 | 74,196 | 236,164 | 266,927 | 210,135 | 166,048 | 563,906 | 52,059 | 42,194 | 417,043 | 2,028,672 | 34-30 |
| 39-35 | 85,340 | 255,355 | 287,545 | 187,316 | 197,051 | 611,528 | 84,648 | 59,392 | 547,315 | 2,315,490 | 39-35 |
| 44-40 | 101,827 | 218,894 | 241,698 | 131,828 | 184,180 | 511,519 | 80,911 | 45,887 | 484,849 | 2,001,593 | 44-40 |
| 49-45 | 78,002 | 186,022 | 146,007 | 97,223 | 149,617 | 336,250 | 59,970 | 48,140 | 335,026 | 1,436,257 | 49-45 |
| 54-50 | 59,491 | 110,864 | 89,847 | 65,431 | 98,949 | 144,722 | 57,859 | 28,298 | 234,730 | 890,191 | 54-50 |
| 59-55 | 45,116 | 74,681 | 33,454 | 42,580 | 66,459 | 80,469 | 42,033 | 11,858 | 116,874 | 513,524 | 59-55 |
| 64-60 | 20,496 | 29,498 | 9,716 | 5,155 | 32,319 | 23,010 | 22,389 | 7,710 | 54,173 | 204,466 | 64-60 |
| 65+ | 12,289 | 9,781 | 1,764 | 1,930 | 22,783 | 15,895 | 35,938 | 2,600 | 21,975 | 124,955 | 65+ |
| الاجمعة | 518,398 | 1,313,993 | 1,328,532 | 995,765 | 3,012,554 | 488,822 | 298,339 | 2,627,417 | 11,686,115 | الاجمعة | الاجمعة |

Source : Labour Force Survey - General Authority for Statistics.

المصدر: مسح القوى العاملة - الهيئة العامة للإحصاء.

المشتغلون الذكور (15 سنة فأكثر) حسب فئات العمر والجموعات الرئيسية للمهنة and Main Occupation Groups

Table 32-62

حزيران 2016

| الفئات العمرية Age Group | المهنة الرئيسية للمهنة | | | | | | | | | | |
|-----------------------------|--|---|---|---|---|-----------------------------------|---|--|---|--|-----------------|
| | المشرفون والمديرون ومندوبو الأعمال Lawmakers, Directors and business Managers | الاختصاصيون في المجالات العلمية والفنية والانسائية والفنية والانسائية Technical and Professional, Humanitarian Fields | الاختصاصيون في المجالات العلمية والفنية والانسائية والفنية والانسائية Technical and Professional, Humanitarian Fields | الفنيون في المجالات العلمية والفنية والانسائية والفنية والانسائية Technical and Professional, Humanitarian Fields | المهنة الكتابية Occupations of Clerical | مهن البيع Occupations of Sales | مهن الخدمات Occupations of Services | مهن الزراعة وتربية الحيوان والطوبور والصيد Occupations of Agriculture, Animal Husbandry & Fishing | مهن الصناعات والصناعات الخفيفة والصناعات الثقيلة Occupations of Industrial, Chemical Operations and Food Industries | المهنة الهندسية الاساسية المساعدة Occupations of Supporting Basic Engineering | الجملة Total |
| 19-15 | 0 | 0 | 0 | 571 | 2,957 | 11,141 | 14,814 | 746 | 1,342 | 9,056 | 40,627 |
| 24-20 | 4,293 | 14,772 | 14,772 | 32,893 | 57,647 | 53,885 | 190,184 | 15,721 | 16,344 | 135,175 | 520,914 |
| 29-25 | 33,483 | 126,282 | 126,282 | 136,000 | 146,482 | 109,210 | 375,783 | 36,548 | 30,358 | 270,586 | 1,264,732 |
| 34-30 | 68,099 | 189,450 | 189,450 | 181,369 | 162,421 | 160,479 | 413,388 | 51,593 | 40,651 | 416,516 | 1,683,966 |
| 39-35 | 79,227 | 211,579 | 211,579 | 179,141 | 139,783 | 192,724 | 429,445 | 84,600 | 58,224 | 546,962 | 1,921,685 |
| 44-40 | 94,347 | 191,504 | 191,504 | 160,474 | 106,174 | 180,962 | 345,780 | 80,911 | 44,681 | 483,479 | 1,688,312 |
| 49-45 | 71,748 | 162,479 | 162,479 | 107,865 | 80,779 | 148,309 | 262,857 | 59,970 | 46,960 | 334,492 | 1,275,459 |
| 54-50 | 58,455 | 102,479 | 102,479 | 75,791 | 60,024 | 97,880 | 117,244 | 57,859 | 27,830 | 234,730 | 832,292 |
| 59-55 | 44,421 | 71,988 | 71,988 | 29,622 | 39,929 | 64,884 | 66,973 | 41,818 | 11,696 | 116,826 | 488,157 |
| 64-60 | 20,097 | 28,723 | 28,723 | 9,046 | 5,155 | 32,319 | 21,068 | 22,389 | 6,890 | 54,173 | 199,860 |
| 65+ | 12,289 | 9,722 | 9,722 | 1,764 | 1,930 | 21,967 | 14,399 | 35,859 | 2,600 | 21,975 | 122,505 |
| الاجمعي | 486,459 | 1,108,978 | 1,108,978 | 914,536 | 803,281 | 1,073,760 | 2,251,935 | 488,014 | 287,576 | 2,623,970 | 10,038,509 |

Source : Labour Force Survey - General Authority for Statistics.

المصدر: مسح القوى العاملة - الهيئة العامة للإحصاء.

Saudis Employed persons (15 Years and above) by Age Group and Main Occupation Groups

المشتغلون السعوديون (١٥ سنة فأكثر) حسب فئات العمر والمجموعات الرئيسية للمهنة

Table 33-62

جول ٢٠١٦

| الفئة الجملة | المهن الهندسية الاساسية المساعدة | مهن الصناعات والكيميائية والصناعات الغذائية | مهن الزراعة وتربية الحيوان والطور والصيد | مهن الخدمات | مهن البيع | المهن الكتابية | الفتيون في المجالات العلمية والفنية والانسانية | الاخصائيون في المجالات العلمية والفنية والانسانية | المشرون والمديرون ومندوبو الاعمال | فئات العمر |
|------------------|--|---|--|------------------|----------------|----------------|--|---|---|---------------|
| | | | | | | | | | | |
| 19,598 | 1,329 | 780 | 0 | 9,114 | 4,589 | 3,215 | 571 | 0 | 0 | 19-15 |
| 324,468 | 10,653 | 8,184 | 3,555 | 150,077 | 18,831 | 67,144 | 41,050 | 19,508 | 5,466 | 24-20 |
| 859,091 | 23,070 | 11,916 | 9,372 | 296,091 | 38,366 | 161,023 | 162,972 | 127,858 | 28,423 | 29-25 |
| 966,660 | 28,430 | 8,338 | 12,051 | 310,627 | 37,306 | 187,355 | 199,329 | 130,692 | 52,532 | 34-30 |
| 903,055 | 29,805 | 5,840 | 11,215 | 292,262 | 31,210 | 164,048 | 207,053 | 104,651 | 56,971 | 39-35 |
| 720,720 | 21,358 | 4,771 | 13,506 | 230,495 | 25,742 | 110,649 | 172,300 | 79,872 | 62,027 | 44-40 |
| 555,819 | 19,744 | 4,036 | 20,982 | 182,290 | 24,694 | 79,795 | 105,783 | 63,596 | 54,899 | 49-45 |
| 329,814 | 17,000 | 4,090 | 28,207 | 72,943 | 25,147 | 52,289 | 59,390 | 35,143 | 35,605 | 54-50 |
| 200,990 | 12,577 | 983 | 28,784 | 38,440 | 23,057 | 32,888 | 20,348 | 18,013 | 25,900 | 59-55 |
| 57,987 | 4,971 | 420 | 17,694 | 6,666 | 13,003 | 2,070 | 1,344 | 3,019 | 8,800 | 64-60 |
| 65,416 | 3,978 | 358 | 33,860 | 6,124 | 13,956 | 638 | 194 | 526 | 5,782 | 65+ |
| 5,003,618 | 172,915 | 49,716 | 179,226 | 1,595,129 | 255,901 | 861,114 | 970,334 | 582,878 | 336,405 | الجميع |

Source : Labour Force Survey - General Authority for Statistics.

المصدر: مسح القوى العاملة - الهيئة العامة للإحصاء.

Saudis Males Employed persons (15 Years and above)

by Age Group and Main Occupation Groups

Table 34-62

| الفئات العمرية | حسب فئات العمر والمجموعات الرئيسية للمهنة | | | | | | | | | | |
|----------------|---|---|---|--|---|-----------|-------------|---|---|----------------------------------|-----------|
| | المشرفون والمديرون ومندوبو الاعمال | الاخصاصيون في المجالات العلمية والفنية والانسائية | المختصون في المجالات العلمية والفنية والانسائية | المهندسون في المجالات العلمية والفنية والانسائية | المهنيون في المجالات العلمية والفنية والانسائية | مهن البيع | مهن الخدمات | مهن الزراعة وتربية الحيوان والطيور والصيد | مهن الصناعات والكيميائية والصناعات الغذائية | المهن الهندسية الاساسية المساعدة | الاجممع |
| 19-15 | 0 | 0 | 0 | 571 | 2,135 | 3,484 | 8,004 | 0 | 546 | 1,329 | 16,069 |
| 24-20 | 4,293 | 11,975 | 27,193 | 27,193 | 52,141 | 15,526 | 147,325 | 3,555 | 6,066 | 10,375 | 278,449 |
| 29-25 | 25,731 | 88,500 | 113,423 | 113,423 | 132,092 | 34,003 | 292,310 | 9,372 | 10,236 | 22,810 | 728,477 |
| 34-30 | 46,435 | 89,473 | 121,568 | 121,568 | 140,200 | 32,240 | 301,492 | 11,585 | 7,110 | 28,430 | 778,533 |
| 39-35 | 51,290 | 71,340 | 106,224 | 106,224 | 117,859 | 27,388 | 286,011 | 11,167 | 4,991 | 29,805 | 706,075 |
| 44-40 | 55,394 | 60,822 | 98,148 | 98,148 | 85,469 | 23,511 | 219,429 | 13,506 | 4,086 | 20,933 | 581,298 |
| 49-45 | 49,190 | 46,768 | 70,041 | 70,041 | 64,131 | 24,291 | 176,708 | 20,982 | 3,615 | 19,744 | 475,470 |
| 54-50 | 34,569 | 28,909 | 47,640 | 47,640 | 46,882 | 24,078 | 68,434 | 28,207 | 3,860 | 17,000 | 299,579 |
| 59-55 | 25,431 | 16,220 | 17,540 | 17,540 | 30,237 | 22,173 | 33,972 | 28,569 | 853 | 12,577 | 187,572 |
| 64-60 | 8,401 | 2,244 | 984 | 984 | 2,070 | 13,003 | 6,666 | 17,694 | 420 | 4,971 | 56,453 |
| 65+ | 5,782 | 526 | 194 | 194 | 638 | 13,956 | 5,800 | 33,781 | 358 | 3,978 | 65,013 |
| الاجممع | 306,516 | 416,777 | 603,526 | 603,526 | 673,854 | 233,653 | 1,546,151 | 178,418 | 42,141 | 171,952 | 4,172,988 |

Source : Labour Force Survey - General Authority for Statistics.

المصدر: مسح القوى العاملة - الهيئة العامة للإحصاء.



القوى العاملة الربع الثاني 2016

Labour Force 2016 Second Quarter

الهيئة العامة للإحصاء
General Authority for Statistics



Employed persons (15 Years and above) by Education Status and Main Occupation Groups

المشتغلون (15 سنة فأكثر) حسب الحالة التعليمية والجموعات

الرئيسية للمهنة

Table 35-62

جويل ٢٠١٥

| Education Status | الجملة Total | المهن الهندسية الإحصائية المساعدة | | مهن العمليات الصناعية والكيميائية والصناعات الغذائية | | مهن الزراعة وربية الحيوان والطيور والصيد | | مهن الخدمات | | مهن البيع | | المهن الكتابية | | الفنيون في المجالات العلمية والفنية والانسائية | | الاختصاصيون في المجالات العلمية والفنية والانسائية | | المشروعون والمديرون ومندوبو الاعمال | | الحالة التعليمية |
|----------------------------------|-----------------|---|---|---|----------------------------|--|----------------------------|---|---|--|-----------|----------------|-----------|--|-----------|--|-----------|---|-----------------------|------------------|
| | | Occupations of Supporting Basic Engineering | Occupations of Industrial, Chemical Operations and Food Industries | Occupations of Agriculture, Animal Husbandry & Fishing | Occupations of Services | Occupations of Sales | Occupations of Clerical | Technicians in Professional, Technical and Humanitarian Fields | Specialists in Professional, Technical and Humanitarian Fields | Lawmakers, Directors and business Managers | | | | | | | | | | |
| Illiterate | 102,732 | 33,206 | 2,013 | 22,760 | 39,074 | 5,679 | 0 | 0 | 0 | 0 | 0 | 0 | 0 | 0 | 0 | 0 | 0 | 0 | أمي | |
| Read & Write | 987,320 | 434,463 | 34,665 | 149,265 | 294,774 | 70,022 | 1,542 | 0 | 0 | 0 | 0 | 0 | 0 | 0 | 0 | 0 | 0 | 2,589 | يقرأ ويكتب | |
| Primary | 1,560,125 | 660,862 | 71,880 | 158,662 | 478,275 | 159,401 | 19,935 | 0 | 0 | 0 | 0 | 0 | 0 | 0 | 0 | 0 | 0 | 11,110 | الإبتدائية | |
| Intermediate | 2,180,524 | 855,450 | 84,686 | 99,685 | 722,837 | 302,691 | 86,299 | 0 | 0 | 0 | 0 | 0 | 0 | 0 | 0 | 0 | 0 | 28,876 | المتوسطة | |
| Secondary or Equivalent | 3,012,184 | 520,611 | 78,611 | 49,481 | 1,229,605 | 387,923 | 479,716 | 165,447 | 0 | 0 | 0 | 0 | 0 | 0 | 0 | 0 | 0 | 100,790 | الثانوية أو مايعادلها | |
| Diploma | 860,404 | 82,820 | 13,668 | 5,607 | 89,020 | 58,226 | 149,081 | 405,031 | 0 | 0 | 0 | 0 | 0 | 0 | 0 | 0 | 0 | 56,951 | دبلوم دون الجامعة | |
| Bachelor Degree | 2,687,791 | 39,198 | 12,816 | 3,362 | 151,187 | 112,648 | 255,220 | 737,973 | 1,109,481 | 265,906 | 109,599 | 44,933 | 109,599 | 44,933 | 109,599 | 44,933 | 109,599 | 265,906 | بكالوريوس أو ليسانس | |
| Higher Diploma/ Master Degree | 191,717 | 807 | 0 | 0 | 7,782 | 5,079 | 3,892 | 19,625 | 109,599 | 44,933 | 109,599 | 44,933 | 109,599 | 44,933 | 109,599 | 44,933 | 109,599 | 44,933 | دبلوم عالي / ماجستير | |
| Doctorate | 103,318 | 0 | 0 | 0 | 0 | 626 | 80 | 456 | 94,913 | 7,243 | 94,913 | 7,243 | 94,913 | 7,243 | 94,913 | 7,243 | 94,913 | 7,243 | دكتوراه | |
| Total | 11,686,115 | 2,627,417 | 298,339 | 488,822 | 3,012,554 | 1,102,295 | 995,765 | 1,328,532 | 1,313,993 | 518,398 | 1,313,993 | 518,398 | 1,313,993 | 518,398 | 1,313,993 | 518,398 | 1,313,993 | 518,398 | المجموع | |

Source : Labour Force Survey - General Authority for Statistics.

المصدر: مسح القوى العاملة - الهيئة العامة للإحصاء.



Surveys

Labour Force Survey 2016 2nd Quarter

Males Employed persons (15 Years and above) by

المشتغلون الذكور (١٥ سنة فأكثر) حسب الحالة التعليمية

Education Status and Main Occupation Groups

والمجموعات الرئيسية للمهنة

Table 36-62

حزيران ٢٠١٦

| Education Status | الجملة | المهن الهندسية الاساسية المساعدة | مهن العمليات الصناعية والكيميائية والصناعات الغذائية | مهن الزراعة وورقية الحيوان والطيور والصيد | مهن الخدمات | مهن البيع | المهن الكتابية | الفنيون في المجالات العلمية والفنية والانسانية | الاختصاصيون في المجالات العلمية والفنية والانسانية | المشروعون والمديرون ومسئولو الاعمال | الحالة التعليمية |
|----------------------------------|-------------------|---|---|--|----------------------------|----------------------|----------------------------|---|---|--|------------------------|
| Total | | Occupations of Supporting Basic Engineering | Occupations of Industrial, Chemical Operations and Food Industries | Occupations of Agriculture, Animal Husbandry & Fishing | Occupations of Services | Occupations of Sales | Occupations of Clerical | Technicians in Professional, Technical and Humanitarian Fields | Specialists in Professional, Technical and Humanitarian Fields | Lawmakers, Directors and business Managers | |
| Illiterate | 80,247 | 33,206 | 2,013 | 22,692 | 17,775 | 4,561 | 0 | 0 | 0 | 0 | أي |
| Read & Write | 827,633 | 434,038 | 34,020 | 149,186 | 137,827 | 68,431 | 1,542 | 0 | 0 | 2,589 | يقرأ ويكتب |
| Primary | 1,359,987 | 660,632 | 71,642 | 158,662 | 282,804 | 156,697 | 18,872 | 0 | 0 | 10,678 | الإبتدائية |
| Intermediate | 1,907,731 | 854,244 | 82,016 | 99,090 | 469,726 | 296,989 | 78,236 | 0 | 0 | 27,430 | المتوسطة |
| Secondary or Equivalent | 2,805,019 | 519,520 | 72,492 | 49,415 | 1,108,475 | 375,752 | 421,650 | 159,595 | 0 | 98,120 | الثانوية أو ما يعادلها |
| Diploma | 712,302 | 82,325 | 12,892 | 5,607 | 83,855 | 56,691 | 113,711 | 303,091 | 0 | 54,130 | دبلوم دون الجامعة |
| Bachelor Degree | 2,089,775 | 39,198 | 12,501 | 3,362 | 143,691 | 109,218 | 165,875 | 435,027 | 935,606 | 245,297 | بكالوريوس أو ليسانس |
| Higher Diploma/ Master Degree | 166,158 | 807 | 0 | 0 | 7,782 | 4,795 | 3,315 | 16,367 | 92,120 | 40,972 | دبلوم عالي / ماجستير |
| Doctorate | 89,657 | 0 | 0 | 0 | 0 | 626 | 80 | 456 | 81,252 | 7,243 | دكتوراه |
| Total | 10,038,509 | 2,623,970 | 287,576 | 488,014 | 2,251,935 | 1,073,760 | 803,281 | 914,536 | 1,108,978 | 486,459 | المجموع |

Source : Labour Force Survey - General Authority for Statistics.

المصدر: مسح القوى العاملة - الهيئة العامة للإحصاء.

Saudis Employed persons (15 Years and above) by

المشتغلون السعوديون (15 سنة فأكثر) حسب الحالة التعليمية

Education Status and Main Occupation Groups

والمجموعات الرئيسية للمهنة

Table 37-62

جويل ٢٠١٦

| Education Status | الجملة Total | المهن الهندسية الأساسية المساعدة المساعدة المساعدة | مهن العمليات الصناعية والكيميائية والصناعات الغذائية | مهن الزراعة وورقية الحيوان والطيور والصيد | مهن الخدمات Occupations of Services | مهن البيع Occupations of Sales | المهن الكتابية Occupations of Clerical | الفنيون في المجالات العلمية والفنية والإنسانية | الاختصاصيون في المجالات العلمية والفنية والإنسانية | المشروعون والمديرون ومسؤولو الاعمال | الحالة التعليمية |
|----------------------------------|------------------|--|---|---|---|-----------------------------------|--|--|--|---|------------------------|
| Illiterate | 21,854 | 1,919 | 39 | 10,473 | 6,959 | 2,464 | 0 | 0 | 0 | 0 | أي |
| Read & Write | 97,058 | 11,509 | 947 | 39,705 | 27,677 | 14,478 | 319 | 0 | 0 | 2,423 | يقرأ ويكتب |
| Primary | 266,770 | 38,356 | 2,072 | 53,513 | 113,152 | 32,826 | 18,219 | 0 | 0 | 8,632 | الإبتدائية |
| Intermediate | 494,629 | 47,575 | 8,695 | 43,336 | 247,947 | 55,924 | 70,953 | 0 | 0 | 20,199 | المتوسطة |
| Secondary or Equivalent | 1,785,863 | 54,691 | 28,859 | 27,574 | 991,949 | 109,039 | 420,887 | 76,367 | 0 | 76,497 | الثانوية أو ما يعادلها |
| Diploma | 526,721 | 13,758 | 4,065 | 2,370 | 67,692 | 13,718 | 130,007 | 256,410 | 0 | 38,701 | دبلوم دون الجامعة |
| Bachelor Degree | 1,664,411 | 5,107 | 5,039 | 2,255 | 132,563 | 24,622 | 217,598 | 623,418 | 501,847 | 151,962 | بكالوريوس أو ليسانس |
| Higher Diploma/ Master Degree | 115,139 | 0 | 0 | 0 | 7,190 | 2,204 | 3,131 | 13,683 | 56,518 | 32,413 | دبلوم عالي / ماجستير |
| Doctorate | 31,173 | 0 | 0 | 0 | 0 | 626 | 0 | 456 | 24,513 | 5,578 | دكتوراه |
| Total | 5,003,618 | 172,915 | 49,716 | 179,226 | 1,595,129 | 255,901 | 861,114 | 970,334 | 582,878 | 336,405 | المجموع |

Source : Labour Force Survey - General Authority for Statistics.

المصدر: مسح القوى العاملة - الهيئة العامة للإحصاء.

Saudis Males Employed persons (15 Years and above) by

المشتغلون السعوديون الذكور (15 سنة فأكثر) حسب الحالة

Education Status and Main Occupation Groups

التعليمية والمجموعات الرئيسية للمهنة

Table 38-62

حاصل 13/2016

| Education Status | الجملة Total | المهن الهندسية الأساسية المساعدة المهن الهندسية الدعمية الأساسية المساعدة المهن الهندسية الدعمية الأساسية المساعدة | مهن الصناعات والصناعات الخفيفة والصناعات الخفيفة والصناعات الخفيفة | مهن الزراعة وتربية الحيوان والطوبور والصيد والطوبور والصيد | مهن الخدمات مهن الخدمات مهن الخدمات | مهن البيع مهن البيع مهن البيع | المهن الكتابية المهن الكتابية المهن الكتابية | الخبيرون في المجالات العلمية والفنية والانسانية المجالات العلمية والفنية والانسانية | الاختصاصيون في المجالات العلمية والفنية والانسانية المجالات العلمية والفنية والانسانية | المشروعون والمديرون ومسؤولو الاتصال المشروعون والمديرون ومسؤولو الاتصال | الحالة التعليمية |
|----------------------------------|------------------|--|---|---|---|-------------------------------------|--|---|--|--|-----------------------|
| Illiterate | 19,289 | 1,919 | 39 | 10,405 | 4,670 | 2,256 | 0 | 0 | 0 | 0 | 0 |
| Read & Write | 88,918 | 11,084 | 587 | 39,626 | 20,943 | 13,936 | 319 | 0 | 0 | 2,423 | يقرأ ويكتب |
| Primary | 253,817 | 38,356 | 2,072 | 53,513 | 103,216 | 30,872 | 17,156 | 0 | 0 | 8,632 | الإبتدائية |
| Intermediate | 469,279 | 47,575 | 6,908 | 42,741 | 238,259 | 51,161 | 63,092 | 0 | 0 | 19,543 | المتوسطة |
| Secondary or Equivalent | 1,691,478 | 54,431 | 23,926 | 27,508 | 975,978 | 98,168 | 364,860 | 72,723 | 0 | 73,884 | الثانوية أو مايعادلها |
| Diploma | 414,800 | 13,480 | 3,570 | 2,370 | 67,058 | 13,203 | 95,425 | 183,814 | 0 | 35,880 | دبلوم دون الجامعة |
| Bachelor Degree | 1,113,919 | 5,107 | 5,039 | 2,255 | 128,837 | 21,511 | 130,448 | 335,354 | 353,789 | 131,579 | بكالوريوس أو ليسانس |
| Higher Diploma/ Master Degree | 94,693 | 0 | 0 | 0 | 7,190 | 1,920 | 2,554 | 11,179 | 42,853 | 28,997 | دبلوم عالي / ماجستير |
| Doctorate | 26,795 | 0 | 0 | 0 | 0 | 626 | 0 | 456 | 20,135 | 5,578 | دكتوراه |
| Total | 4,172,988 | 171,952 | 42,141 | 178,418 | 1,546,151 | 233,653 | 673,854 | 603,526 | 416,777 | 306,516 | المجموع |

Source : Labour Force Survey - General Authority for Statistics.

المصدر: مسح القوى العاملة - الهيئة العامة للإحصاء.



القوى العاملة الربع الثاني 2016

Labour Force 2016 Second Quarter

الهيئة العامة للإحصاء
General Authority for Statistics



Employed persons (15 Years and above) by Marital Status and Main Occupation Groups

المشغولون (15 سنة فأكثر) حسب الحالة الزوجية والمجموعات الرئيسية للمهنة

Table 39-62

جداول ٦٢-٣٩

| Marital Status | الجملة | المهن الهندسية | | مهن العمليات الصناعية والكيميائية والصناعات الغذائية | | مهن الزراعة وربية الحيوانات والطيور والصيد | | مهن الخدمات | | مهن البيع | | المهن الكتابية | | الفتيون في المجالات العلمية والفنية والإنسانية | | الاختصاصيون في المجالات العلمية والفنية والإنسانية | | المشغولون والمديرون ومندوبو الأعمال | | الحالة الزوجية |
|----------------|------------|-----------------|----------|--|--|--|-------------|-------------|----------------|--|--|-------------------------------------|----------------|--|--|--|--|-------------------------------------|--|----------------|
| | | المهنة الأساسية | المساعدة | الصناعية والكيميائية والصناعات الغذائية | العمليات الصناعية والكيميائية والصناعات الغذائية | مهن الزراعة وربية الحيوانات والطيور والصيد | مهن الخدمات | مهن البيع | المهن الكتابية | الفتيون في المجالات العلمية والفنية والإنسانية | الاختصاصيون في المجالات العلمية والفنية والإنسانية | المشغولون والمديرون ومندوبو الأعمال | الحالة الزوجية | | | | | | | |
| Total | 11,686,115 | 2,627,417 | 298,339 | 488,822 | 3,012,554 | 1,102,295 | 995,765 | 1,328,532 | 1,313,993 | 518,398 | | | | | | | | | | الجميع |
| Never Married | 1,979,158 | 388,858 | 50,476 | 47,602 | 621,332 | 180,445 | 257,020 | 215,060 | 179,354 | 39,011 | | | | | | | | | | لم يتزوج أبداً |
| Married | 9,517,553 | 2,221,559 | 245,393 | 437,479 | 2,326,729 | 908,968 | 714,680 | 1,080,020 | 1,113,377 | 469,348 | | | | | | | | | | متزوج |
| Divorced | 142,247 | 13,195 | 1,002 | 2,658 | 48,138 | 9,386 | 20,048 | 24,546 | 17,096 | 6,178 | | | | | | | | | | مطلق |
| Widowed | 47,157 | 3,805 | 1,468 | 1,083 | 16,355 | 3,496 | 4,017 | 8,906 | 4,166 | 3,861 | | | | | | | | | | أرمل |

Source : Labour Force Survey - General Authority for Statistics.

المصدر: مسح القوى العاملة - الهيئة العامة للإحصاء.



Surveys

Labour Force Survey 2016 2nd Quarter

Males Employed persons (15 Years and above) by Marital Status and Main Occupation Groups

المشتغلون الذكور (15 سنة فأكثر) حسب الحالة الزوجية والجموعات الرئيسية للمهنة

Table 40-62

جدول ٤٠-٦٢

| Marital Status | الجملة Total | المهن الهندسية الاساسية المساعدة Occupations of Supporting Basic Engineering | مهن العمليات الصناعية والكيميائية والصناعات الغذائية Occupations of Industrial, Chemical Operations and Food Industries | مهن الزراعة وربية الحيوان والطوبور والصيد Occupations of Agriculture, Animal Husbandry & fishing | مهن الخدمات Occupations of Services | مهن البيع Occupations of Sales | المهن الكتابية Occupations of Clerical | الفتيون في المجالات العلمية والفنية والانسانية Technicians in Professional, Technical and Humanitarian Fields | الاختصاصيون في المجالات العلمية والفنية والانسانية Specialists in Professional, Technical and Humanitarian Fields | المشورون والمديرون ومديرو الاعمال Lawmakers, Directors and business Managers | الحالة الزوجية |
|----------------|-------------------|---|--|---|---|-----------------------------------|--|---|---|---|----------------|
| Never Married | 1,639,382 | 388,320 | 45,884 | 47,202 | 471,882 | 171,444 | 202,848 | 146,829 | 131,483 | 33,490 | لم يتزوج أبداً |
| Married | 8,313,806 | 2,219,210 | 240,518 | 437,365 | 1,758,712 | 892,523 | 591,641 | 757,263 | 968,998 | 447,576 | متزوج |
| Divorced | 67,929 | 12,692 | 541 | 2,658 | 18,749 | 8,031 | 7,741 | 7,804 | 6,277 | 3,436 | مطلق |
| Widowed | 17,392 | 3,748 | 633 | 789 | 2,592 | 1,762 | 1,051 | 2,640 | 2,220 | 1,957 | أرمل |
| Total | 10,038,509 | 2,623,970 | 287,576 | 488,014 | 2,251,935 | 1,073,760 | 803,281 | 914,536 | 1,108,978 | 486,459 | الاجموع |

Source : Labour Force Survey - General Authority for Statistics .

المصدر: مسح القوى العاملة - الهيئة العامة للإحصاء .

Saudis Employed persons (15 Years and above) by Marital Status and Main Occupation Groups

المشتغلون السعوديون (15 سنة فأكثر) حسب الحالة الزوجية والجموعات الرئيسية للمهنة

Table 41-62

جدول ٤١-٦٢

| Marital Status | الجملة Total | المهن الهندسية الاساسية المساعدة Occupations of Supporting Basic Engineering | مهن العمليات الصناعية والكيميائية والصناعات الغذائية Occupations of Industrial, Chemical Operations and Food Industries | مهن الزراعة وربية الحيوان والطوبى والصيد Occupations of Agriculture, Animal Husbandry & Fishing | مهن الخدمات Occupations of Services | مهن البيع Occupations of Sales | المهن الكتابية Occupations of Clerical | الفتيون في المجالات العلمية والفنية والانسانية Technicians in Professional, Technical and Humanitarian Fields | الاختصاصيون في المجالات العلمية والفنية والانسانية Specialists in Professional, Technical and Humanitarian Fields | المشرون والمديرون ومديرو الاعمال Lawmakers, Directors and Business Managers | الحالة الزوجية |
|----------------|------------------|---|--|--|---|-----------------------------------|--|---|---|--|----------------|
| Never Married | 1,050,578 | 34,674 | 20,305 | 16,089 | 363,066 | 57,900 | 232,974 | 166,493 | 125,059 | 34,018 | لم يتزوج أبداً |
| Married | 3,836,089 | 134,596 | 27,678 | 160,028 | 1,207,321 | 193,105 | 604,075 | 771,560 | 442,071 | 295,655 | متزوج |
| Divorced | 92,433 | 2,287 | 572 | 2,026 | 20,300 | 3,766 | 20,048 | 24,091 | 13,597 | 5,746 | مطلق |
| Widowed | 24,518 | 1,358 | 1,161 | 1,083 | 4,442 | 1,130 | 4,017 | 8,190 | 2,151 | 986 | أرمل |
| Total | 5,003,618 | 172,915 | 49,716 | 179,226 | 1,595,129 | 255,901 | 861,114 | 970,334 | 582,878 | 336,405 | الاجموع |

Source : Labour Force Survey - General Authority for Statistics.

المصدر: مسح القوى العاملة - الهيئة العامة للإحصاء.

Saudis Males Employed persons (15 Years and above) by Marital Status and Main Occupation Groups

Table 42-62

جداول ٦٢-٤٢

| Marital Status | الجملة Total | المهن الهندسية الاساسية المساعدة | | مهن العمليات الصناعية والكيميائية والصناعات الغذائية | | مهن الزراعة وربية الحيوان والطوبور والصيد | | مهن الخدمات | | مهن البيع | | المهن الكتابية | | الفتيون في المجالات العلمية والفنية والانسانية | | الاختصاصيون في المجالات العلمية والفنية والانسانية | | المشروعون والمديرون ومديرو الاعمال | | الحالة الزواجية |
|----------------|------------------|--|--|---|---|---|---|----------------|----------------|----------------|----------------|----------------|----------------|--|--|--|--|--|--|-----------------|
| | | المهن الهندسية الاساسية المساعدة | المهن الهندسية الاساسية المساعدة | مهن العمليات الصناعية والكيميائية والصناعات الغذائية | مهن العمليات الصناعية والكيميائية والصناعات الغذائية | مهن الزراعة وربية الحيوان والطوبور والصيد | مهن الزراعة وربية الحيوان والطوبور والصيد | مهن الخدمات | مهن الخدمات | مهن البيع | مهن البيع | المهن الكتابية | المهن الكتابية | الفتيون في المجالات العلمية والفنية والانسانية | الفتيون في المجالات العلمية والفنية والانسانية | الاختصاصيون في المجالات العلمية والفنية والانسانية | الاختصاصيون في المجالات العلمية والفنية والانسانية | المشروعون والمديرون ومديرو الاعمال | المشروعون والمديرون ومديرو الاعمال | |
| Never Married | 869,260 | 34,136 | 15,713 | 15,689 | 353,315 | 50,411 | 181,114 | 107,018 | 83,367 | 28,497 | لم يتزوج أبداً | | | | | | | | | |
| Married | 3,247,661 | 134,171 | 25,549 | 159,914 | 1,175,052 | 179,909 | 483,948 | 486,107 | 328,845 | 274,166 | متزوج | | | | | | | | | |
| Divorced | 46,211 | 2,287 | 369 | 2,026 | 16,088 | 2,411 | 7,741 | 7,761 | 4,092 | 3,436 | مطلق | | | | | | | | | |
| Widowed | 9,856 | 1,358 | 510 | 789 | 1,696 | 922 | 1,051 | 2,640 | 473 | 417 | أرمل | | | | | | | | | |
| Total | 4,172,988 | 171,952 | 42,141 | 178,418 | 1,546,151 | 233,653 | 673,854 | 603,526 | 416,777 | 306,516 | الاجممع | | | | | | | | | |

Source : Labour Force Survey - General Authority for Statistics.

المصدر: مسح القوى العاملة - الهيئة العامة للإحصاء.

القوى العاملة الربع الثاني 2016
 Labour Force 2016 Second Quarter

 الهيئة العامة للإحصاء
 General Authority for Statistics

Employed persons (15 Years and above) by Weekly Working Hours Groups and Main Occupation Groups

المشتغلون (15 سنة فأكثر) حسب فئات ساعات العمل الأسبوعية والمجموعات الرئيسية للمهنة

Table 43-62

جدول ١٣-٦٢

| المهنة | المهنة الهندسية الإنشائية المساعدة | مهن الصناعات والكيميائية والصناعات الغذائية | مهن الزراعة تربية الحيوان والطيور والصيد | مهن الخدمات | مهن البيع | المهن الكتابية | الفنون في المجالات العلمية والفنية والإنشائية | الاختصاصيون في المجالات العلمية والفنية والإنشائية | المشرفون والمديرون ومندوبو الأعمال | فئات ساعات العمل الأسبوعية |
|-------------------|---|--|--|-------------------------|----------------------|-------------------------|--|--|--|---|
| Total | Occupations of Supporting Basic Engineering | Occupations of Industrial, Chemical Operations and Food Industries | Occupations of Agriculture, Animal Husbandry & Fishing | Occupations of Services | Occupations of Sales | Occupations of Clerical | Technicians in Professional, Technical and Humanitarian Fields | Specialists in Professional, Technical and Humanitarian Fields | Lawmakers, Directors and business Managers | Weekly Working Hours Groups |
| 204,087 | 29,033 | 1,081 | 34,752 | 50,840 | 30,774 | 14,182 | 21,958 | 11,543 | 9,924 | 29-1 |
| 609,818 | 47,565 | 1,928 | 25,776 | 112,753 | 25,441 | 73,368 | 218,584 | 82,264 | 22,139 | 34-30 |
| 1,792,169 | 103,867 | 7,512 | 44,894 | 604,938 | 47,301 | 301,038 | 410,152 | 205,612 | 66,855 | 39-35 |
| 2,852,098 | 312,135 | 66,398 | 44,708 | 771,219 | 145,226 | 411,617 | 367,163 | 521,550 | 212,082 | 44-40 |
| 3,778,813 | 1,286,536 | 127,276 | 174,956 | 779,778 | 424,542 | 163,195 | 251,497 | 412,260 | 158,773 | 54-45 |
| 2,449,130 | 848,281 | 94,144 | 163,736 | 693,026 | 429,011 | 32,365 | 59,178 | 80,764 | 48,625 | 55 + |
| 11,686,115 | 2,627,417 | 298,339 | 488,822 | 3,012,554 | 1,102,295 | 995,765 | 1,328,532 | 1,313,993 | 518,398 | الجميع |
| 45.3 | 50.9 | 51.8 | 46.0 | 45.4 | 51.2 | 39.1 | 38.7 | 41.7 | 41.8 | متوسط ساعات العمل الأسبوعية Average Weekly Working Hours |

Source : Labour Force Survey - General Authority for Statistics.

المصدر: مسح القوى العاملة - الهيئة العامة للإحصاء.

القوى العاملة الربع الثاني 2016
Labour Force 2016 Second Quarter

الهيئة العامة للإحصاء
General Authority for Statistics

Males Employed persons (15 Years and above) by Weekly Working Hours Groups and Main Occupation Groups

المشتغلون الذكور (15 سنة فأكثر) حسب فئات ساعات العمل الأسبوعية والمجموعات الرئيسية للمهنة

Table 44-62

جدول 14-62

| الجملة | المهن الهندسية الأساسية المساعدة | مهن الصناعات والكيميائية والصناعات الغذائية | مهن الزراعة وتربية الحيوانات والطيور والصيد | مهن الخدمات | مهن البيع | المهن الكتابية | الفنون في المجالات العلمية والفنية والانسانية | الاختصاصيون في المجالات العلمية والفنية والانسانية | المشرفون والمدبرون ومديرو الاعمال | فئات ساعات العمل الأسبوعية |
|------------|---|--|--|-------------------------|----------------------|-------------------------|--|--|--|---|
| Total | Occupations of Supporting Basic Engineering | Occupations of Industrial, Chemical Operations and Food Industries | Occupations of Agriculture, Animal Husbandry & Fishing | Occupations of Services | Occupations of Sales | Occupations of Clerical | Technicians in Professional, Technical and Humanitarian Fields | Specialists in Professional, Technical and Humanitarian Fields | Lawmakers, Directors and business Managers | Weekly Working Hours Groups |
| 165,106 | 28,530 | 162 | 34,537 | 38,956 | 27,384 | 9,316 | 9,890 | 6,891 | 9,440 | 29-1 |
| 424,888 | 47,565 | 1,391 | 25,710 | 94,098 | 23,986 | 48,120 | 115,818 | 52,818 | 15,382 | 34-30 |
| 1,438,004 | 103,810 | 6,115 | 44,815 | 566,288 | 45,159 | 225,329 | 244,377 | 145,854 | 56,257 | 39-35 |
| 2,506,449 | 311,137 | 62,015 | 44,308 | 682,963 | 136,924 | 342,976 | 280,296 | 444,470 | 201,360 | 44-40 |
| 3,409,243 | 1,286,054 | 123,776 | 174,908 | 505,848 | 413,090 | 146,085 | 221,784 | 381,315 | 156,383 | 54-45 |
| 2,094,819 | 846,874 | 94,117 | 163,736 | 363,782 | 427,217 | 31,455 | 42,371 | 77,630 | 47,637 | 55 + |
| 10,038,509 | 2,623,970 | 287,576 | 488,014 | 2,251,935 | 1,073,760 | 803,281 | 914,536 | 1,108,978 | 486,459 | الاجممع |
| 45.6 | 50.9 | 52.2 | 46.0 | 43.3 | 51.5 | 39.6 | 39.6 | 42.5 | 42.2 | متوسط ساعات العمل الأسبوعية Average Weekly Working Hours |

Source : Labour Force Survey - General Authority for Statistics.

المصدر: مسح القوى العاملة - الهيئة العامة للإحصاء.

لدى الساعة 15 يونيو 2016
Labour force 2016 Second Quarter

المجلس الأعلى للإحصاءات
General Authority for Statistics

المشغولون (15 سنة فأكثر) حسب المجموعات الرئيسية للأنشطة الاقتصادية والمنطقة الإدارية

Table 45-62

| Economic Activity | الإجمالي Total | الريف Al-Riif | البلدية Al-Balaha | حوران Hauran | حماة Hama | الحدود الشمالية North Bnd | حائل Hail | بوكراك Tabuk | عسير Asir | الشرقية Eastern Prov. | القصيم Qassim | المنطقة الشرقية Madinah | مكة المكرمة Makkah | الرياض Riyadh | المنطقة الاقتصادية |
|---|----------------|---------------|-------------------|--------------|-----------|---------------------------|-----------|--------------|-----------|-----------------------|---------------|-------------------------|--------------------|---------------|--|
| Agriculture, forestry and fishing | 580,843 | 9,141 | 8,378 | 12,098 | 31,192 | 6,896 | 19,670 | 26,614 | 44,478 | 54,911 | 39,721 | 33,393 | 137,048 | 157,303 | الزراعة والصيد والسمك |
| Mining and quarrying | 141,863 | 80 | 0 | 739 | 1,030 | 570 | 402 | 776 | 3,733 | 103,861 | 1,747 | 6,491 | 14,262 | 8,172 | التعدين واستغلال الحجر |
| Manufacturing | 905,835 | 10,001 | 2,915 | 8,821 | 30,016 | 5,234 | 8,070 | 10,192 | 27,837 | 229,840 | 14,170 | 66,582 | 252,967 | 229,190 | الصناعات الحرفية |
| Electricity, gas, steam and air conditioning supply | 88,517 | 1,789 | 770 | 1,348 | 2,768 | 958 | 1,939 | 2,036 | 6,160 | 19,941 | 4,023 | 6,627 | 14,537 | 25,621 | إعدادات المياه وأنظمة التبريد والتدفئة |
| Water supply, sewerage, waste management and remediation activities | 66,976 | 456 | 866 | 898 | 4,721 | 351 | 477 | 704 | 2,179 | 18,501 | 2,170 | 3,467 | 22,494 | 9,692 | إعدادات المياه وأنظمة الصرف الصحي وإدارة النفايات ومعالجتها |
| Construction | 1,658,982 | 11,931 | 18,073 | 21,461 | 42,911 | 19,454 | 30,817 | 40,799 | 75,445 | 242,724 | 92,018 | 106,273 | 457,073 | 500,003 | التشييد |
| Wholesale and retail trade, repair of motor vehicles and motor cycles | 1,329,414 | 27,021 | 19,834 | 22,022 | 43,142 | 11,872 | 26,172 | 20,391 | 72,214 | 249,944 | 58,076 | 76,924 | 407,560 | 294,242 | تجارة التجزئة والتجزئة وصلاح المركبات ذات المحركات والسيارات الخفيفة |
| Transportation and storage | 362,734 | 1,581 | 5,467 | 5,979 | 15,958 | 2,703 | 3,113 | 6,840 | 17,439 | 69,508 | 7,280 | 21,800 | 128,386 | 76,680 | النقل والتخزين |
| Accommodation and food service activities | 295,490 | 5,014 | 4,645 | 1,965 | 15,140 | 1,332 | 2,624 | 7,982 | 15,325 | 29,531 | 14,866 | 20,974 | 97,827 | 78,265 | أنشطة الإقامة والخدمات الغذائية |
| Information and communication | 127,715 | 594 | 1,110 | 712 | 1,001 | 400 | 1,123 | 1,325 | 3,325 | 15,224 | 2,902 | 3,687 | 36,462 | 59,850 | الخدمات والاتصالات |
| Financial and insurance activities | 156,583 | 867 | 1,154 | 2,432 | 2,654 | 1,285 | 1,495 | 1,532 | 4,287 | 27,997 | 4,793 | 3,484 | 31,957 | 72,646 | الأنشطة المالية والأنشطة التأمين |
| Real estate activities | 116,122 | 1,726 | 621 | 1,293 | 1,315 | 1,091 | 1,123 | 2,551 | 5,335 | 19,494 | 8,510 | 4,214 | 34,671 | 32,456 | الأنشطة العقارية |
| Professional, scientific and technical activities | 191,165 | 1,204 | 1,532 | 97 | 2,954 | 681 | 1,162 | 2,754 | 4,646 | 41,652 | 6,864 | 5,603 | 56,846 | 65,170 | الأنشطة المهنية والعلمية والتقنية |
| Administrative and support service activities | 209,369 | 2,042 | 6,259 | 2,003 | 7,696 | 1,632 | 1,473 | 3,743 | 5,514 | 47,239 | 7,439 | 14,320 | 69,863 | 40,146 | أنشطة الخدمات الإدارية وخدمات الدعم |
| Public administration and defence, compulsory social security | 1,824,676 | 37,135 | 31,326 | 43,580 | 132,672 | 27,461 | 48,105 | 93,950 | 174,886 | 217,740 | 82,218 | 93,273 | 362,643 | 479,687 | الإدارة العامة والقطاع والمؤسسات الاجتماعية الإلزامية |
| Education | 1,311,266 | 24,819 | 30,602 | 19,091 | 75,033 | 18,654 | 34,337 | 35,067 | 95,571 | 153,647 | 95,132 | 90,459 | 301,313 | 337,541 | التعليم |
| Human health and social work activities | 591,392 | 8,735 | 11,133 | 14,516 | 21,081 | 8,047 | 15,810 | 18,717 | 25,321 | 88,190 | 47,772 | 33,204 | 137,997 | 160,869 | أنشطة الصحة البشرية والخدمة الاجتماعية |
| Arts, entertainment and recreation | 13,691 | 135 | 0 | 77 | 80 | 22 | 161 | 87 | 0 | 3,116 | 546 | 124 | 4,647 | 4,696 | الفنون والترفيه والتسليم |
| Other service activities | 245,635 | 4,559 | 2,356 | 7,070 | 8,701 | 1,559 | 6,826 | 4,288 | 18,914 | 40,090 | 7,211 | 17,734 | 66,486 | 59,841 | أنشطة الخدمات الأخرى |
| Activities of households as employers, unincorporated goods- and service-producing activities of households for own use | 1,458,875 | 13,835 | 14,111 | 7,626 | 36,561 | 9,734 | 22,607 | 14,959 | 46,425 | 266,707 | 42,153 | 53,554 | 414,586 | 516,017 | أنشطة أسر المنزلية التي تستخدم أدوات أو إنتاج سلع وخدمات غير مبرورة عامة |
| Activities of extranational organizations and bodies | 8,972 | 0 | 0 | 0 | 0 | 0 | 0 | 0 | 0 | 672 | 0 | 439 | 6,001 | 1,860 | أنظمة المنظمات وهيئات الأجنبية |
| Total | 11,686,115 | 162,665 | 161,152 | 173,828 | 476,626 | 119,936 | 229,228 | 295,307 | 649,034 | 1,940,529 | 539,611 | 662,626 | 3,055,626 | 3,219,947 | المجموع |

Source : Labour Force Survey - General Authority for Statistics.

المصدر : مسح القوى العاملة - الهيئة العامة للإحصاء.



لدى الساعة الواحدة
Labour force 2016 Second Quarter

الهيئة العامة للإحصاء
General Authority for Statistics

Males Employed persons (15 Years and above) by Main Economic Activity

المستغلون الذكور (١٥ سنة فأكثر) حسب المجموعات الرئيسية للأنشطة الاقتصادية والمناطق الإدارية

Table 46-62

جدول 46-62

| Economic Activity | الإجمالي | البحر | المنطقة | جدة | البحر | المنطقة الشمالية | المنطقة | مكة المكرمة | الرياض | المستغلون الاقتصادي | | | | | |
|---|-------------------|----------------|----------------|----------------|----------------|------------------|----------------|----------------|----------------|---------------------|----------------|----------------|------------------|------------------|---|
| | Total | Al-Bah | Al-Baha | Madina | Jazan | North Baha | Hail | Taiha | Asir | Eastern Prov. | Qassim | Mahrah | Makkah | Riyadh | المستغلون الاقتصادي |
| Agriculture, forestry and fishing | 578,810 | 8,814 | 8,378 | 12,098 | 31,192 | 6,896 | 19,670 | 26,206 | 44,478 | 54,797 | 39,721 | 33,393 | 136,302 | 156,865 | الزراعة والغابات وصيد الأسماك |
| Mining and quarrying | 137,365 | 80 | 0 | 739 | 1,030 | 539 | 402 | 776 | 3,733 | 99,947 | 1,747 | 6,312 | 13,888 | 8,172 | التعدين واستغلال الحجر |
| Manufacturing | 885,105 | 10,001 | 2,915 | 8,597 | 30,016 | 5,075 | 7,944 | 10,096 | 27,837 | 223,723 | 13,459 | 66,324 | 246,654 | 232,464 | الصناعات التحويلية |
| Electricity, gas, steam and air conditioning supply | 88,517 | 1,789 | 770 | 1,348 | 2,768 | 958 | 1,399 | 2,036 | 6,160 | 19,941 | 4,023 | 6,627 | 14,537 | 25,621 | إمدادات الغاز والبخار والتكييف والهياكل الإنشائية والكهرباء |
| Water supply, sewerage, waste management and remediation activities | 66,425 | 456 | 866 | 898 | 4,721 | 351 | 477 | 704 | 2,179 | 17,950 | 2,170 | 3,467 | 22,494 | 9,692 | إمدادات المياه والنفايات المنزلية وإزالة التلوث ومعالجتها |
| Construction | 1,651,124 | 11,931 | 18,073 | 21,461 | 42,911 | 19,411 | 30,817 | 40,799 | 75,445 | 238,599 | 92,018 | 106,074 | 454,389 | 499,193 | التشييد |
| Wholesale and retail trade, repair of motor vehicles and motorcycles | 1,297,021 | 26,794 | 19,723 | 21,660 | 42,555 | 11,768 | 25,988 | 20,257 | 71,574 | 245,449 | 57,946 | 75,893 | 393,595 | 283,859 | تجارة التجزئة والتجزئة وإصلاح المركبات ذات المحركات والسيارات النارية |
| Transportation and storage | 359,395 | 1,581 | 5,467 | 5,979 | 15,958 | 2,703 | 3,113 | 6,840 | 17,439 | 68,898 | 7,280 | 21,800 | 126,338 | 75,999 | النقل والتخزين |
| Accommodation and food service activities | 288,091 | 5,014 | 4,645 | 1,965 | 15,063 | 1,332 | 2,384 | 7,833 | 15,325 | 28,674 | 14,866 | 20,974 | 92,745 | 77,271 | أنشطة الإقامة والخدمات الغذائية |
| Information and communication | 125,170 | 594 | 1,110 | 712 | 792 | 354 | 1,123 | 1,325 | 3,325 | 15,224 | 2,902 | 3,687 | 35,432 | 58,590 | المعلومات والاتصالات |
| Financial and insurance activities | 140,364 | 867 | 973 | 2,258 | 2,209 | 1,254 | 1,413 | 1,343 | 3,625 | 24,736 | 4,793 | 3,484 | 28,972 | 64,437 | الأنشطة المالية وأنشطة التأمين |
| Real estate activities | 115,479 | 1,726 | 621 | 1,293 | 1,315 | 1,091 | 2,845 | 2,551 | 5,335 | 19,494 | 8,510 | 4,214 | 34,312 | 32,172 | الأنشطة العقارية |
| Professional, scientific and technical activities | 183,524 | 1,153 | 1,411 | 97 | 2,671 | 681 | 1,162 | 2,754 | 4,646 | 39,274 | 6,864 | 5,392 | 54,056 | 63,363 | الأنشطة المهنية والعلمية والتقنية |
| Administrative and support service activities | 202,166 | 2,042 | 6,126 | 2,003 | 7,598 | 1,273 | 1,370 | 3,645 | 5,514 | 45,780 | 7,439 | 14,320 | 66,825 | 38,231 | أنشطة الخدمات الإدارية وخدمات الدعم |
| Public administration and defence, compulsory social security | 1,779,313 | 35,596 | 30,551 | 42,608 | 130,143 | 26,803 | 46,711 | 92,584 | 172,574 | 210,597 | 79,030 | 90,786 | 354,234 | 467,296 | الإدارة العامة والدفاع والامن الإجتماعي والإرهابي |
| Education | 732,430 | 13,941 | 17,356 | 10,315 | 39,002 | 9,994 | 20,000 | 19,760 | 58,027 | 84,301 | 55,878 | 51,625 | 180,940 | 171,291 | التعليم |
| Human health and social work activities | 403,737 | 5,497 | 8,633 | 9,622 | 16,573 | 5,046 | 12,815 | 12,761 | 19,675 | 63,470 | 32,419 | 23,815 | 93,200 | 100,211 | أنشطة الصحة البشرية والخدمات الاجتماعية |
| Arts, entertainment and recreation | 11,353 | 135 | 0 | 77 | 80 | 22 | 79 | 87 | 0 | 2,550 | 546 | 124 | 3,178 | 4,475 | الفنون والترفيه والسياحة |
| Other service activities | 226,210 | 4,559 | 2,356 | 7,070 | 8,305 | 1,559 | 6,773 | 3,977 | 18,497 | 38,794 | 7,211 | 16,727 | 56,120 | 54,262 | أنشطة الخدمات الأخرى |
| Activities of households as employers, undifferentiated goods and services-producing activities of households for own use | 758,096 | 3,416 | 6,485 | 2,256 | 5,207 | 2,410 | 7,817 | 5,940 | 19,435 | 129,026 | 14,210 | 39,499 | 255,957 | 286,438 | أنشطة أسر العائلات التي تستخدم أفراداً أو إنتاج سلع وخدمات غير موزعة خاصة |
| Activities of extranational organizations and bodies | 8,817 | 0 | 0 | 0 | 0 | 0 | 0 | 0 | 0 | 672 | 0 | 439 | 5,846 | 1,860 | أنشطة المنظمات والهيئات الأجنبية |
| Total | 10,038,509 | 135,786 | 136,459 | 153,056 | 400,089 | 99,520 | 194,822 | 262,274 | 574,823 | 1,671,896 | 453,032 | 594,976 | 2,670,014 | 2,691,762 | الإجمالي |

Source: Labour Force Survey - General Authority for Statistics.

المصدر: مسح القوى العاملة - الهيئة العامة للإحصاء.

Saudis Employed persons (15 Years and above) by Main Economic Activity Groups and Administrative Area

المبتدئين السعوديون (15 سنة فأكثر) حسب المجموعات الرئيسية للأنشطة الاقتصادية والإحصائية والإقليمية الإدارية

جداول 47-62

| Economic Activity | الجملة Total | الحدوف Al-Huduf | الليجة Al-Lija | جزان Jazan | جزان Jazan | المنطقة الشمالية North Bnd | حائل Hail | تبوك Tabuk | عسير Asir | الشرقية Eastern Prov. | القصيم Qassim | المنطقة الشرقية Madinah | مكة المكرمة Makkah | الرياض Riyadh | المنطقة الاقتصادية Economic Area |
|---|------------------|--------------------|-------------------|---------------|----------------|-------------------------------|----------------|----------------|----------------|--------------------------|------------------|----------------------------|-----------------------|------------------|---|
| Agriculture, forestry and fishing | 206,550 | 2,700 | 3,232 | 3,982 | 18,998 | 6,399 | 11,466 | 17,239 | 28,475 | 13,566 | 21,708 | 9,389 | 50,073 | 19,323 | الزراعة وصيد الأسماك |
| Mining and quarrying | 108,393 | 0 | 0 | 573 | 1,030 | 490 | 402 | 689 | 985 | 85,367 | 1,407 | 5,013 | 6,286 | 6,171 | التعدين واستغلال الحجر |
| Manufacturing | 215,394 | 461 | 464 | 1,563 | 1,254 | 785 | 2,378 | 2,129 | 2,388 | 88,572 | 5,159 | 10,622 | 53,534 | 46,085 | الصناعات التحويلية |
| Electricity, gas, steam and air conditioning supply | 59,148 | 1,144 | 530 | 1,054 | 1,118 | 889 | 1,399 | 1,394 | 2,296 | 11,865 | 4,023 | 4,459 | 11,335 | 17,102 | إمدادات الكهرباء والغاز والتدفئة وتكييف الهواء |
| Water supply, sewerage, waste management and remediation activities | 37,418 | 214 | 367 | 338 | 1,451 | 254 | 210 | 322 | 1,128 | 12,183 | 2,170 | 1,904 | 8,835 | 8,042 | إمدادات المياه والتفئة النفايات وإدارة النفايات ومعالجة |
| Construction | 134,601 | 838 | 988 | 1,663 | 2,499 | 842 | 2,701 | 1,716 | 3,793 | 34,460 | 4,254 | 7,509 | 45,840 | 27,498 | التشييد |
| Wholesale and retail trade; repair of motor vehicles and motorcycles | 247,178 | 2,499 | 11,597 | 3,804 | 11,649 | 1,307 | 2,919 | 4,155 | 13,616 | 46,888 | 14,424 | 13,746 | 75,454 | 45,120 | تجارة الجملة والتجزئة وإصلاح المركبات ذات المحركات والدراجات النارية |
| Transportation and storage | 177,418 | 640 | 4,531 | 3,282 | 11,586 | 1,825 | 1,638 | 4,954 | 6,984 | 27,737 | 4,028 | 15,029 | 71,911 | 23,273 | النقل والتخزين |
| Accommodation and food service activities | 40,734 | 186 | 247 | 161 | 844 | 0 | 453 | 605 | 1,361 | 5,128 | 546 | 2,977 | 18,993 | 9,233 | إقامة الإقامة والخدمات الغذائية |
| Information and communication | 67,413 | 374 | 972 | 712 | 1,001 | 377 | 950 | 582 | 1,328 | 7,649 | 2,104 | 2,803 | 15,923 | 32,638 | المعلومات والاتصالات |
| Financial and insurance activities | 124,960 | 600 | 1,114 | 1,983 | 2,612 | 737 | 1,495 | 1,532 | 4,287 | 21,529 | 4,301 | 3,484 | 23,211 | 58,075 | الأنشطة المالية وأنشطة التأمين |
| Real estate activities | 62,539 | 430 | 180 | 548 | 763 | 1,012 | 2,374 | 1,985 | 3,973 | 13,634 | 7,837 | 3,145 | 16,817 | 9,841 | الأنشطة العقارية |
| Professional, scientific and technical activities | 61,910 | 128 | 737 | 0 | 2,046 | 179 | 79 | 906 | 1,474 | 17,163 | 1,895 | 1,287 | 14,617 | 21,399 | الأنشطة المهنية والعلمية والتقنية |
| Administrative and support service activities | 107,440 | 1,157 | 2,138 | 572 | 3,762 | 1,454 | 1,473 | 1,766 | 3,717 | 29,470 | 2,891 | 9,330 | 29,471 | 20,239 | أنشطة الخدمات الإدارية وخدمات الدعم |
| Public administration and defence; compulsory social security | 1,780,084 | 32,956 | 31,187 | 42,638 | 131,737 | 27,412 | 48,105 | 92,076 | 174,348 | 213,267 | 73,649 | 90,360 | 359,025 | 463,324 | الإدارة العامة والدفاع والسياسة الاجتماعية |
| Education | 1,139,897 | 23,179 | 29,504 | 17,334 | 72,171 | 17,513 | 32,293 | 32,335 | 90,618 | 128,864 | 84,987 | 82,003 | 258,753 | 270,343 | التعليم |
| Human health and social work activities | 360,006 | 7,124 | 7,917 | 8,560 | 15,421 | 6,166 | 7,713 | 10,524 | 20,863 | 54,670 | 20,156 | 20,366 | 88,553 | 91,973 | أنشطة الصحة البشرية والخدمات الاجتماعية |
| Arts, entertainment and recreation | 5,603 | 0 | 0 | 77 | 0 | 22 | 161 | 0 | 0 | 1,257 | 122 | 0 | 1,696 | 2,268 | الفنون والترفيه والتسلية |
| Other service activities | 60,858 | 329 | 1,171 | 904 | 2,829 | 688 | 1,420 | 1,800 | 1,510 | 7,700 | 3,742 | 4,760 | 16,693 | 17,312 | أنشطة الخدمات الأخرى |
| Activities of households as employers; unincorporated goods- and service-producing activities of households for own use | 4,109 | 75 | 0 | 0 | 354 | 141 | 0 | 0 | 0 | 421 | 366 | 0 | 1,505 | 1,247 | أنشطة المنزلية المنتجة التي تستخدم أفرادها أو إنتاج سلع وخدمات غير مبررة خاصة |
| Activities of extranational organizations and bodies | 1,965 | 0 | 0 | 0 | 0 | 0 | 0 | 0 | 0 | 672 | 0 | 0 | 793 | 500 | أنشطة المنظمات والهيئات الأجنبية |
| Total | 5,003,618 | 75,034 | 96,876 | 89,748 | 283,125 | 68,492 | 120,169 | 176,689 | 363,144 | 822,062 | 259,769 | 288,186 | 1,169,318 | 1,191,006 | المجموع |

Source: Labour Force Survey - General Authority for Statistics.

المصدر: مسح القوى العاملة - الهيئة العامة للإحصاء.

Saudi's Males Employed persons (15 Years and above) by Main Economic Activity Groups and Administrative Area

Table 48-62

المشتغلون السعوديون الذكور (15 سنة فأكثر) حسب المجموعات الرئيسية للنشاط الاقتصادي والمنطقة الإدارية

حرف 2016-48

| Economic Activity | الجملة Total | الرياض Al-Riyadh | الدمنة Al-Dammam | البحرين Bahrain | جدة Jeddah | المنطقة الشمالية North bord | الرياض Riyadh | تبوك Tabuk | الدمنة Dammam | المنطقة الشرقية East Prov. | القصيم Qassim | المنطقة الغربية Makkah | الرياض Riyadh | النشاط الاقتصادي | |
|---|------------------|---------------------|---------------------|--------------------|----------------|--------------------------------|------------------|----------------|------------------|-------------------------------|------------------|---------------------------|------------------|------------------|---|
| Agriculture, forestry and fishing | 204,738 | 2,594 | 3,232 | 3,982 | 18,998 | 6,399 | 11,466 | 16,831 | 28,475 | 13,452 | 21,708 | 9,389 | 49,327 | 18,885 | الزراعة والصيد والسمك |
| Mining and quarrying | 104,175 | 0 | 0 | 573 | 1,030 | 490 | 402 | 669 | 985 | 81,702 | 1,407 | 4,834 | 5,912 | 6,171 | الصيد والسمك والحجر والرخام وكسيف الحجار |
| Manufacturing | 197,731 | 461 | 464 | 1,462 | 1,254 | 714 | 2,252 | 2,033 | 2,388 | 82,764 | 4,448 | 10,622 | 48,068 | 40,801 | الصناعات الخفيفة |
| Electricity, gas, steam and air conditioning supply | 591,148 | 1,144 | 530 | 1,054 | 1,118 | 889 | 1,939 | 1,394 | 2,296 | 11,865 | 4,023 | 4,459 | 11,335 | 17,102 | إعدادات المياه وأنظمة التكييف وإدارة الصناعات ومعالجتها |
| Water supply, sewerage, waste management and remediation activities | 36,867 | 214 | 367 | 338 | 1,451 | 254 | 210 | 322 | 1,128 | 11,632 | 2,170 | 1,904 | 8,835 | 8,042 | إعدادات المياه وأنظمة الصرف الصحي وإدارة الصناعات ومعالجتها |
| Construction | 128,066 | 838 | 988 | 1,663 | 2,499 | 799 | 2,701 | 1,716 | 3,793 | 30,527 | 4,254 | 7,509 | 44,091 | 26,688 | التشييد |
| Wholesale and retail trade, repair of motor vehicles and motor cycles | 219,300 | 2,363 | 11,486 | 3,442 | 11,061 | 1,216 | 2,715 | 4,021 | 12,976 | 42,393 | 14,294 | 13,290 | 64,330 | 35,713 | تجارة البضائع وتجديد وصيانة المركبات ذات المحركات والسيارات الأخرى |
| Transportation and storage | 174,582 | 640 | 4,531 | 3,282 | 11,586 | 1,825 | 1,638 | 4,954 | 6,984 | 27,127 | 4,028 | 15,029 | 70,366 | 22,692 | النقل والتخزين |
| Accommodation and food service activities | 34,526 | 186 | 247 | 161 | 767 | 0 | 213 | 456 | 1,361 | 4,271 | 546 | 2,977 | 14,918 | 8,423 | أنشطة الإقامة والخدمات الفندقية |
| Information and communication | 64,868 | 374 | 972 | 712 | 792 | 331 | 950 | 582 | 1,328 | 7,649 | 2,104 | 2,803 | 14,893 | 31,378 | الخدمات والاتصالات |
| Financial and insurance activities | 109,299 | 600 | 933 | 1,809 | 2,167 | 706 | 1,413 | 1,343 | 3,625 | 18,268 | 4,301 | 3,484 | 20,463 | 50,187 | الأنشطة المالية وأنشطة التأمين |
| Real estate activities | 61,896 | 430 | 180 | 548 | 763 | 1,012 | 2,374 | 1,985 | 3,973 | 13,634 | 7,837 | 3,145 | 16,458 | 9,557 | الأنشطة العقارية |
| Professional, scientific and technical activities | 55,037 | 128 | 616 | 0 | 1,763 | 179 | 79 | 906 | 1,474 | 14,932 | 1,895 | 1,076 | 12,397 | 19,592 | الأنشطة المهنية والعلمية والتقنية |
| Administrative and support service activities | 101,109 | 1,157 | 2,005 | 572 | 3,762 | 1,095 | 1,370 | 1,668 | 3,717 | 28,011 | 2,891 | 9,330 | 27,207 | 18,324 | أنشطة الخدمات الإدارية وخدمات الدعم |
| Public administration and defence, compulsory social security | 1,735,198 | 31,217 | 30,412 | 41,754 | 129,597 | 26,754 | 46,711 | 90,710 | 172,036 | 206,124 | 70,461 | 87,873 | 350,616 | 450,933 | الإدارة العامة والقطاع والمؤسسات الاجتماعية الأخرى |
| Education | 586,214 | 12,388 | 16,459 | 8,803 | 37,266 | 9,034 | 18,527 | 17,467 | 53,321 | 61,064 | 47,737 | 45,130 | 145,681 | 113,337 | التعليم |
| Human health and social work activities | 240,881 | 4,421 | 6,698 | 7,619 | 11,364 | 3,770 | 6,228 | 7,050 | 15,656 | 34,512 | 16,033 | 13,552 | 55,187 | 58,791 | أنشطة الصحة البشرية والخدمة الاجتماعية |
| Arts, entertainment and recreation | 4,025 | 0 | 0 | 77 | 0 | 22 | 79 | 0 | 0 | 691 | 122 | 0 | 987 | 2,047 | الفنون والترفيه والتسليم |
| Other service activities | 51,470 | 329 | 1,171 | 904 | 2,563 | 688 | 1,420 | 1,656 | 1,235 | 6,464 | 3,742 | 4,120 | 14,141 | 13,037 | أنشطة الخدمات الأخرى |
| Activities of households as employers, undifferentiated goods- and service-producing activities of households for own use | 1,893 | 0 | 0 | 0 | 354 | 32 | 0 | 0 | 0 | 0 | 366 | 0 | 659 | 482 | أنشطة أسر المنزلية التي تستخدم أدوات أو إنتاج سلع وخدمات غير مبررة خاصة |
| Activities of extrajuridical organizations and bodies | 1,965 | 0 | 0 | 0 | 0 | 0 | 0 | 0 | 0 | 672 | 0 | 793 | 500 | 0 | أنظمة المنظمات وهيئات الأجنبية |
| Total | 4,172,988 | 59,484 | 81,291 | 78,755 | 240,155 | 56,209 | 102,687 | 155,763 | 316,751 | 697,794 | 214,367 | 240,526 | 976,664 | 952,582 | المجموع |

Source: Labour Force Survey - General Authority for Statistics.

المصدر: مسح القوى العاملة - الهيئة العامة للإحصاء.



المشغولون (15 سنة فأكثر) حسب المجموعات الرئيسية للنشاط الاقتصادي و فئات العمر

حلول 2016

| النشاط الاقتصادي | المجملة Total | الفئات العمرية | | | | | | | | | |
|------------------|------------------|----------------|-------|-------|-------|-------|-------|-------|-------|-------|-------|
| | | 65+ | 64-60 | 59-55 | 54-50 | 49-45 | 44-40 | 39-35 | 34-30 | 29-25 | 24-20 |

| | | | | | | | | | | | | | |
|--|-------------------|----------------|----------------|----------------|----------------|------------------|------------------|------------------|------------------|------------------|----------------|---------------|---|
| Agriculture, forestry and fishing | 580,843 | 40,291 | 26,298 | 46,861 | 69,227 | 68,942 | 96,224 | 104,666 | 65,003 | 41,154 | 20,688 | 1,489 | الزراعة والصيد والصيد |
| Mining and quarrying | 141,863 | 0 | 1,412 | 9,565 | 16,523 | 19,196 | 16,799 | 18,503 | 20,454 | 26,615 | 12,421 | 375 | التعدين واستغلال الحجر |
| Manufacturing | 905,835 | 12,325 | 21,117 | 40,771 | 78,300 | 119,835 | 144,953 | 166,108 | 150,979 | 110,455 | 55,840 | 5,152 | الصناعات التحويلية |
| Electricity, gas, steam and air conditioning supply | 88,517 | 0 | 773 | 2,619 | 5,177 | 7,988 | 15,672 | 11,667 | 19,037 | 19,198 | 5,586 | 800 | إمدادات الكهرباء والغاز والبخار وتدفئة المياه |
| Water supply, sewerage, waste management and remediation activities | 66,976 | 0 | 938 | 3,063 | 7,261 | 10,411 | 7,733 | 14,780 | 11,907 | 7,834 | 2,456 | 593 | إمدادات المياه وأنظمة الصرف الصحي وإزالة النفايات ومعالجة مياه الصرف الصحي |
| Construction | 1,658,982 | 13,544 | 35,694 | 77,740 | 133,846 | 206,703 | 301,590 | 349,017 | 267,756 | 185,928 | 81,315 | 5,849 | التشييد |
| Wholesale and retail trade; repair of motor vehicles and motorcycles | 1,329,414 | 17,358 | 30,429 | 61,579 | 115,517 | 167,710 | 243,967 | 249,966 | 216,964 | 138,693 | 75,278 | 11,953 | تجارة التجزئة والتجزئة وصلاح المركبات ذات المحركات والمركبات النارية |
| Transportation and storage | 362,734 | 6,553 | 13,692 | 29,929 | 38,001 | 46,376 | 59,400 | 72,771 | 48,965 | 33,979 | 11,811 | 1,257 | النقل والتخزين |
| Accommodation and food service activities | 295,490 | 1,094 | 2,183 | 12,408 | 17,685 | 34,279 | 57,165 | 54,458 | 47,350 | 42,436 | 22,989 | 3,443 | أنشطة الإقامة والخدمات الغذائية |
| Information and communication | 127,715 | 26 | 1,797 | 5,081 | 4,228 | 18,879 | 22,186 | 23,222 | 25,634 | 20,211 | 6,170 | 281 | المعلومات والاتصالات |
| Financial and insurance activities | 156,583 | 362 | 1,786 | 6,008 | 8,535 | 9,958 | 22,878 | 25,104 | 31,793 | 40,533 | 9,513 | 113 | الأنشطة المالية والأنشطة التأمينية |
| Real estate activities | 116,122 | 5,974 | 7,081 | 11,757 | 12,097 | 19,092 | 17,605 | 16,746 | 12,661 | 9,409 | 3,700 | 0 | الأنشطة العقارية |
| Professional, scientific and technical activities | 191,165 | 2,565 | 5,329 | 9,621 | 18,090 | 26,270 | 23,539 | 36,654 | 30,220 | 28,659 | 9,984 | 234 | الأنشطة المهنية والعلمية والتقنية |
| Administrative and support service activities | 209,369 | 3,496 | 4,764 | 7,485 | 14,596 | 20,475 | 22,484 | 38,700 | 39,703 | 36,428 | 17,596 | 3,642 | أنشطة الخدمات الإدارية وخدمات الدعم |
| Public administration and defence; compulsory social security | 1,824,676 | 607 | 5,373 | 49,971 | 98,781 | 219,350 | 283,401 | 352,402 | 358,069 | 320,059 | 132,517 | 4,146 | الإدارة العامة والدفاع والضمان الاجتماعي الإجباري |
| Education | 1,311,266 | 3,770 | 10,576 | 53,561 | 99,462 | 183,793 | 254,527 | 304,630 | 244,370 | 130,427 | 24,703 | 1,447 | التعليم |
| Human health and social work activities | 591,392 | 4,144 | 6,587 | 27,236 | 37,224 | 63,814 | 75,723 | 99,876 | 127,922 | 113,761 | 34,757 | 348 | أنشطة الصحة البشرية والخدمة الاجتماعية |
| Arts, entertainment and recreation | 13,691 | 348 | 389 | 1,675 | 537 | 80 | 2,215 | 1,519 | 1,681 | 2,421 | 2,126 | 700 | الفنون والترفيه والسياحة |
| Other service activities | 245,635 | 3,748 | 2,199 | 7,243 | 17,206 | 23,976 | 40,117 | 48,816 | 52,306 | 33,293 | 14,726 | 2,005 | أنشطة الخدمات الأخرى |
| Activities of households as employers; undifferentiated goods- and services-producing activities of households for own use | 1,458,875 | 8,750 | 25,352 | 49,351 | 95,725 | 168,467 | 290,186 | 324,693 | 255,035 | 155,567 | 81,330 | 4,419 | أنشطة أسر الموظفين التي تستخدم أفراد أو إنتاج السلع وخدمات غير متداولة خاصة |
| Activities of extraterrestrial organizations and bodies | 8,972 | 0 | 697 | 0 | 2,173 | 663 | 3,229 | 1,192 | 863 | 155 | 0 | 0 | أنشطة المنظمات والهيئات الأجنبية |
| Total | 11,686,115 | 124,955 | 204,466 | 513,524 | 890,191 | 1,436,257 | 2,001,593 | 2,315,490 | 2,028,672 | 1,497,215 | 625,506 | 48,246 | المجموع |

Source: Labour Force Survey - General Authority for Statistics

المصدر: مسح القوى العاملة - الهيئة العامة للإحصاء

Males Employed persons (15 Years and above) by Main

المشغولون الذكور (15 سنة فأكثر) حسب المجموعات الرئيسية للأنشطة

Economic Activity Groups and Age Group

الاقتصادي و فئات العمر

Table 50-62

حلول 2016

| Economic Activity | الجملة Total | 65+ | 64-60 | 59-55 | 54-50 | 49-45 | 44-40 | 39-35 | 34-30 | 29-25 | 24-20 | 19-15 | النشاط الاقتصادي |
|--|-------------------|----------------|----------------|----------------|----------------|------------------|------------------|------------------|------------------|------------------|----------------|---------------|---|
| Agriculture, forestry and fishing | 578,810 | 40,212 | 26,298 | 46,377 | 69,227 | 68,446 | 95,878 | 104,618 | 64,537 | 41,154 | 20,574 | 1,489 | الزراعة والصيد والصيد |
| Mining and quarrying | 137,365 | 0 | 1,412 | 9,565 | 16,523 | 18,523 | 16,742 | 17,531 | 19,076 | 25,993 | 11,625 | 375 | التعدين واستغلال الحجر |
| Manufacturing | 885,105 | 12,325 | 20,297 | 40,324 | 77,442 | 118,087 | 142,773 | 162,660 | 146,924 | 105,755 | 53,640 | 4,878 | الصناعات التحويلية |
| Electricity, gas, steam and air conditioning supply | 88,517 | 0 | 773 | 2,619 | 5,177 | 7,988 | 15,672 | 11,667 | 19,037 | 19,198 | 5,586 | 800 | إمدادات الكهرباء والغاز والبخار وتكييف الهواء |
| Water supply, sewerage, waste management and remediation activities | 66,425 | 0 | 938 | 3,063 | 7,261 | 10,411 | 7,733 | 14,780 | 11,907 | 7,834 | 2,456 | 42 | إمدادات المياه وأنظمة الصرف الصحي وإدارة النفايات ومعالجتها |
| Construction | 1,651,121 | 13,544 | 35,694 | 77,740 | 133,846 | 206,200 | 301,547 | 348,229 | 264,506 | 183,737 | 80,229 | 5,849 | التشييد |
| Wholesale and retail trade; repair of motor vehicles and motorcycles | 1,297,021 | 16,761 | 30,429 | 60,608 | 114,905 | 166,477 | 239,541 | 244,719 | 211,541 | 131,264 | 69,587 | 11,189 | تجارة التجزئة والتجزئة وصلاح المركبات ذات المحركات والمركبات النارية |
| Transportation and storage | 359,395 | 6,553 | 13,692 | 29,929 | 38,001 | 45,873 | 59,318 | 72,437 | 47,904 | 32,620 | 11,811 | 1,257 | النقل والتخزين |
| Accommodation and food service activities | 288,091 | 1,094 | 2,183 | 12,073 | 17,376 | 34,130 | 56,235 | 54,009 | 45,141 | 40,809 | 21,598 | 3,443 | أنشطة الإقامة والتجارات الغذائية |
| Information and communication | 125,170 | 26 | 1,797 | 5,081 | 4,228 | 16,670 | 22,186 | 21,463 | 25,588 | 19,680 | 6,170 | 281 | المعلومات والاتصالات |
| Financial and insurance activities | 140,364 | 362 | 1,786 | 5,922 | 8,535 | 9,958 | 20,913 | 22,918 | 27,703 | 34,724 | 7,430 | 113 | الأنشطة المالية وأنشطة التأمين |
| Real estate activities | 115,479 | 5,974 | 7,081 | 11,757 | 12,097 | 19,092 | 17,605 | 16,746 | 12,302 | 9,125 | 3,700 | 0 | الأنشطة العقارية |
| Professional, scientific and technical activities | 183,524 | 2,565 | 5,329 | 9,621 | 17,308 | 25,836 | 23,539 | 36,264 | 30,019 | 25,621 | 7,422 | 0 | الأنشطة المهنية والعلمية والتقنية |
| Administrative and support service activities | 202,166 | 3,496 | 4,764 | 7,158 | 14,498 | 19,879 | 21,776 | 38,140 | 37,819 | 34,155 | 17,092 | 3,389 | أنشطة الخدمات الإدارية وخدمات الدعم |
| Public administration and defence; compulsory social security | 1,779,313 | 283 | 5,373 | 48,810 | 96,134 | 214,040 | 274,605 | 343,042 | 346,359 | 315,515 | 131,006 | 4,146 | الإدارة العامة والقطاع الدفاعي والضمان الاجتماعي الإلزامي |
| Education | 732,430 | 3,770 | 9,841 | 44,809 | 75,237 | 115,255 | 137,298 | 143,653 | 120,045 | 72,953 | 9,093 | 476 | التعليم |
| Human health and social work activities | 403,737 | 4,085 | 5,478 | 23,436 | 32,688 | 51,681 | 55,335 | 70,356 | 86,981 | 61,857 | 11,840 | 0 | أنشطة الصحة البشرية والخدمة الاجتماعية |
| Arts, entertainment and recreation | 11,353 | 348 | 389 | 1,675 | 537 | 80 | 1,224 | 1,519 | 1,467 | 1,827 | 1,587 | 700 | الفنون والترفيه والسياحة |
| Other service activities | 226,210 | 3,748 | 2,199 | 6,627 | 16,325 | 22,828 | 37,262 | 45,358 | 48,330 | 31,425 | 10,937 | 1,171 | أنشطة الخدمات الأخرى |
| Activities of households as employers; undifferentiated goods- and services-producing activities of households for own use | 758,096 | 7,359 | 23,410 | 40,963 | 72,774 | 101,342 | 137,901 | 150,384 | 115,917 | 69,486 | 37,531 | 1,029 | أنشطة أسر الموظفين التي تستخدم أفراد أو إنتاج السلع وخدمات غير متداولة خاصة |
| Activities of extraterrestrial organizations and bodies | 8,817 | 0 | 697 | 0 | 2,173 | 663 | 3,229 | 1,192 | 863 | 0 | 0 | 0 | أنشطة المنظمات والهيئات الأجنبية |
| Total | 10,038,509 | 122,505 | 199,860 | 488,157 | 832,292 | 1,275,459 | 1,688,312 | 1,921,685 | 1,683,966 | 1,264,732 | 520,914 | 40,627 | المجموع |

Source: Labour Force Survey - General Authority for Statistics

المصدر: مسح القوى العاملة - الهيئة العامة للإحصاء

Saudis Employed persons (15 Years and above) by Main

المشتغلون السعوديون (١٥ سنة فأكثر) حسب المجموعات الرئيسية

Economic Activity Groups and Age Group

النشاط الاقتصادي وفئات العمر

Table 51-62

حلول 2016

| Economic Activity | الجملة Total | 65+ | 64-60 | 59-55 | 54-50 | 49-45 | 44-40 | 39-35 | 34-30 | 29-25 | 24-20 | 19-15 | النشاط الاقتصادي |
|--|------------------|---------------|---------------|----------------|----------------|----------------|----------------|----------------|----------------|----------------|----------------|---------------|---|
| Agriculture, forestry and fishing | 206,550 | 36,210 | 19,069 | 30,761 | 33,351 | 23,352 | 15,721 | 14,048 | 16,448 | 12,070 | 4,918 | 602 | الزراعة والصيد والصيد |
| Mining and quarrying | 108,393 | 0 | 516 | 4,790 | 12,617 | 14,474 | 11,291 | 11,909 | 16,678 | 23,791 | 11,952 | 375 | التعدين واستغلال الحجر |
| Manufacturing | 215,394 | 2,604 | 144 | 4,003 | 10,358 | 15,516 | 23,478 | 33,512 | 43,901 | 49,874 | 29,629 | 2,375 | الصناعات التحويلية |
| Electricity, gas, steam and air conditioning supply | 59,148 | 0 | 116 | 2,099 | 2,523 | 6,105 | 9,227 | 6,588 | 10,306 | 17,713 | 4,398 | 73 | إمدادات الكهرباء والغاز والبخار وتكييف الهواء |
| Water supply, sewerage, waste management and remediation activities | 37,418 | 0 | 183 | 1,689 | 3,995 | 6,306 | 3,575 | 4,738 | 8,456 | 6,386 | 1,497 | 593 | إمدادات المياه وأنظمة الصرف الصحي وإدارة النفايات ومعالجتها |
| Construction | 134,601 | 1,835 | 3,379 | 5,890 | 6,219 | 11,433 | 14,891 | 22,529 | 29,659 | 26,366 | 12,400 | 0 | التشييد |
| Wholesale and retail trade; repair of motor vehicles and motorcycles | 247,178 | 8,236 | 6,884 | 15,452 | 16,827 | 21,323 | 26,381 | 36,311 | 41,090 | 43,850 | 27,663 | 3,161 | تجارة التجزئة والتجزئة وصلاح المركبات ذات المحركات والسيارات التالفة |
| Transportation and storage | 177,418 | 3,701 | 6,410 | 17,861 | 22,258 | 22,856 | 23,136 | 25,956 | 24,725 | 23,098 | 6,679 | 738 | النقل والتخزين |
| Accommodation and food service activities | 40,734 | 0 | 382 | 1,590 | 2,346 | 2,185 | 3,964 | 6,585 | 6,436 | 9,128 | 7,051 | 1,067 | أنشطة الإقامة والتجارات الغذائية |
| Information and communication | 67,413 | 26 | 867 | 2,014 | 2,651 | 6,812 | 11,475 | 12,672 | 13,024 | 12,846 | 4,745 | 281 | المعلومات والاتصالات |
| Financial and insurance activities | 124,960 | 0 | 258 | 4,086 | 5,193 | 6,358 | 15,848 | 19,710 | 27,273 | 37,456 | 8,778 | 0 | الأنشطة المالية والأنشطة التأمين |
| Real estate activities | 62,539 | 4,657 | 6,023 | 7,947 | 7,334 | 8,432 | 8,906 | 5,844 | 5,420 | 5,857 | 2,119 | 0 | الأنشطة العقارية |
| Professional, scientific and technical activities | 61,910 | 330 | 469 | 2,529 | 3,779 | 4,287 | 6,471 | 5,436 | 14,015 | 17,576 | 6,784 | 234 | الأنشطة المهنية والعلمية والتقنية |
| Administrative and support service activities | 107,440 | 1,540 | 1,342 | 3,014 | 3,224 | 7,174 | 8,000 | 14,525 | 22,571 | 28,452 | 14,122 | 3,476 | أنشطة الخدمات الإدارية وخدمات الدعم |
| Public administration and defence; compulsory social security | 1,780,084 | 607 | 4,029 | 47,742 | 94,046 | 215,851 | 273,538 | 342,374 | 351,058 | 315,967 | 130,726 | 4,146 | الإدارة العامة والدفاع والضمان الاجتماعي الإجباري |
| Education | 1,139,897 | 1,284 | 3,786 | 38,530 | 81,131 | 149,766 | 220,770 | 274,042 | 223,043 | 123,612 | 22,858 | 1,075 | التعليم |
| Human health and social work activities | 360,006 | 638 | 1,751 | 7,439 | 16,914 | 28,156 | 34,954 | 56,627 | 97,910 | 93,096 | 22,173 | 348 | أنشطة الصحة البشرية والخدمة الاجتماعية |
| Arts, entertainment and recreation | 5,603 | 0 | 389 | 817 | 537 | 0 | 991 | 77 | 22 | 967 | 1,544 | 259 | الفنون والترفيه والتسليم |
| Other service activities | 60,858 | 3,748 | 1,633 | 2,468 | 4,218 | 4,954 | 6,159 | 8,723 | 13,771 | 10,032 | 4,357 | 795 | أنشطة الخدمات الأخرى |
| Activities of households as employers; undifferentiated goods- and services-producing activities of households for own use | 4,109 | 0 | 357 | 269 | 293 | 479 | 848 | 480 | 354 | 954 | 75 | 0 | أنشطة أسر الموظفين التي تستخدم أفراد أو إنتاج السلع وخدمات غير متداولة خاصة |
| Activities of extraterrestrial organizations and bodies | 1,965 | 0 | 0 | 0 | 0 | 0 | 1,096 | 369 | 500 | 0 | 0 | 0 | أنشطة المنظمات والهيئات الأجنبية |
| Total | 5,003,618 | 65,416 | 57,987 | 200,990 | 329,814 | 555,819 | 720,720 | 903,055 | 966,660 | 839,091 | 324,468 | 19,598 | المجموع |

Source : Labour Force Survey - General Authority for Statistics

المصدر: مسح القوى العاملة - الهيئة العامة للإحصاء

Saudis Males Employed persons (15 Years and above) by

المشغولون السعوديون الذكور (15 سنة فأكثر) حسب المجموعات الرئيسية للقطاعات الاقتصادية وفئات العمر

Main Economic Activity Groups and Age Group

الاقتصادي وفئات العمر

Table 52-62

حلول 2016

| Economic Activity | الجملة Total | 65+ | 64-60 | 59-55 | 54-50 | 49-45 | 44-40 | 39-35 | 34-30 | 29-25 | 24-20 | 19-15 | النشاط الاقتصادي |
|--|------------------|---------------|---------------|----------------|----------------|----------------|----------------|----------------|----------------|----------------|----------------|---------------|---|
| Agriculture, forestry and fishing | 204,738 | 36,131 | 19,069 | 30,277 | 33,351 | 23,077 | 15,375 | 14,000 | 15,982 | 12,070 | 4,804 | 602 | الزراعة والصيد والصيد |
| Mining and quarrying | 104,175 | 0 | 516 | 4,790 | 12,617 | 13,832 | 11,291 | 10,937 | 15,492 | 23,169 | 11,156 | 375 | التعدين واستغلال الحجر |
| Manufacturing | 197,731 | 2,604 | 144 | 3,636 | 9,738 | 14,185 | 21,849 | 30,542 | 40,329 | 45,174 | 27,429 | 2,101 | الصناعات التحويلية |
| Electricity, gas, steam and air conditioning supply | 59,148 | 0 | 116 | 2,099 | 2,523 | 6,105 | 9,227 | 6,588 | 10,306 | 17,713 | 4,398 | 73 | إمدادات الكهرباء والغاز والبخار وتدفق المياه |
| Water supply, sewerage, waste management and remediation activities | 36,867 | 0 | 183 | 1,689 | 3,995 | 6,306 | 3,575 | 4,738 | 8,456 | 6,386 | 1,497 | 42 | إمدادات المياه وأنظمة الصرف الصحي وإدارة النفايات ومعالجتها |
| Construction | 128,066 | 1,835 | 3,379 | 5,890 | 6,219 | 11,433 | 14,848 | 22,173 | 26,800 | 24,175 | 11,314 | 0 | التشييد |
| Wholesale and retail trade; repair of motor vehicles and motorcycles | 219,300 | 8,236 | 6,884 | 14,837 | 16,215 | 20,432 | 23,732 | 31,533 | 35,667 | 37,395 | 21,972 | 2,397 | تجارة التجزئة والتجزئة وصلاح المركبات ذات المحركات والمركبات النارية |
| Transportation and storage | 174,582 | 3,701 | 6,410 | 17,861 | 22,258 | 22,856 | 23,054 | 25,622 | 23,664 | 21,739 | 6,679 | 738 | النقل والتخزين |
| Accommodation and food service activities | 34,526 | 0 | 382 | 1,590 | 2,037 | 2,036 | 3,034 | 6,136 | 4,227 | 8,141 | 5,876 | 1,067 | أنشطة الإقامة والخدمات الغذائية |
| Information and communication | 64,868 | 26 | 867 | 2,014 | 2,651 | 6,603 | 11,475 | 10,913 | 12,978 | 12,315 | 4,745 | 281 | المعلومات والاتصالات |
| Financial and insurance activities | 109,299 | 0 | 258 | 4,000 | 5,193 | 6,358 | 13,883 | 17,524 | 23,183 | 31,884 | 7,016 | 0 | الأنشطة المالية والأنشطة التأمينية |
| Real estate activities | 61,896 | 4,657 | 6,023 | 7,947 | 7,334 | 8,432 | 8,906 | 5,844 | 5,061 | 5,573 | 2,119 | 0 | الأنشطة العقارية |
| Professional, scientific and technical activities | 55,037 | 330 | 469 | 2,529 | 2,997 | 4,195 | 6,471 | 5,046 | 13,865 | 14,913 | 4,222 | 0 | الأنشطة المهنية والعلمية والتقنية |
| Administrative and support service activities | 101,109 | 1,540 | 1,342 | 2,687 | 3,126 | 6,578 | 7,292 | 14,397 | 21,127 | 26,179 | 13,618 | 3,223 | أنشطة الخدمات الإدارية وخدمات الدعم |
| Public administration and defence; compulsory social security | 1,735,198 | 283 | 4,029 | 46,581 | 91,399 | 210,629 | 264,742 | 333,403 | 339,348 | 311,423 | 129,215 | 4,146 | الإدارة العامة والدفاع والضمان الاجتماعي الإجباري |
| Education | 586,214 | 1,284 | 3,051 | 31,035 | 58,491 | 86,011 | 108,540 | 119,203 | 101,593 | 68,019 | 8,511 | 476 | التعليم |
| Human health and social work activities | 240,881 | 638 | 952 | 5,441 | 15,250 | 21,448 | 26,638 | 40,112 | 67,376 | 52,236 | 10,770 | 0 | أنشطة الصحة البشرية والخدمة الاجتماعية |
| Arts, entertainment and recreation | 4,025 | 0 | 389 | 817 | 537 | 0 | 0 | 77 | 22 | 601 | 1,323 | 259 | الفنون والترفيه والسياحة |
| Other service activities | 51,470 | 3,748 | 1,633 | 1,852 | 3,648 | 4,954 | 5,402 | 6,918 | 12,203 | 9,038 | 1,785 | 289 | أنشطة الخدمات الأخرى |
| Activities of households as employers; undifferentiated goods- and services-producing activities of households for own use | 1,893 | 0 | 357 | 0 | 0 | 0 | 848 | 0 | 354 | 334 | 0 | 0 | أنشطة أسر الموظفين التي تستخدم أفراد أو إنتاج السلع وخدمات غير متداولة خاصة |
| Activities of extraterrestrial organizations and bodies | 1,965 | 0 | 0 | 0 | 0 | 0 | 1,096 | 369 | 500 | 0 | 0 | 0 | أنشطة المنظمات والهيئات الأجنبية |
| Total | 4,172,988 | 65,013 | 56,453 | 187,572 | 299,579 | 475,470 | 581,298 | 706,075 | 778,533 | 728,477 | 278,449 | 16,069 | المجموع |

Source : Labour Force Survey - General Authority for Statistics

المصدر: مسح القوى العاملة - الهيئة العامة للإحصاء

القوى العاملة الربع الثاني 2016
 Labour Force 2016 Second Quarter

 الهيئة العامة للإحصاء
 General Authority for Statistics

Employed persons (15 Years and above) by Main Economic Activity Groups and Education Status
المشتغلون (١٥ سنة فأكثر) حسب المجموعات الرئيسية للأنشطة الاقتصادية والحالة التعليمية

جدول 53-62

| Economic Activity | الجملة Total | دكتوراه Doctorate | دبلوم عال / ماجستير Higher Diploma / Master Degree | بكالوريوس أو ليسانس Bachelor Degree | دبلوم من الجامعة Diploma | الثانوية أو ما يعادلها Secondary or Equivalent | المتوسطة Intermediate | الإعدادية Primary | يقرأ ويكتب Read & Write | أبى Illiterate | التعليق الاقتصادي |
|--|-------------------|-------------------|--|-------------------------------------|--------------------------|--|-----------------------|-------------------|-------------------------|----------------|---|
| Agriculture, forestry and fishing | 580,843 | 419 | 1,607 | 19,983 | 11,702 | 76,488 | 117,386 | 171,515 | 157,768 | 23,975 | الزراعة والغابات وصيد الأسماك |
| Mining and quarrying | 141,863 | 197 | 5,979 | 49,213 | 17,036 | 53,392 | 10,139 | 5,164 | 743 | 0 | التعدين واستغلال الحجر |
| Manufacturing | 905,835 | 1,111 | 9,322 | 214,955 | 80,588 | 236,778 | 173,576 | 128,896 | 55,208 | 5,401 | الصناعات التحويلية |
| Electricity, gas, steam and air conditioning supply | 88,517 | 0 | 2,273 | 24,274 | 25,243 | 23,886 | 6,223 | 4,728 | 1,548 | 342 | إمدادات الكهرباء والغاز والبخار وتكييف الهواء |
| Water supply, sewerage, waste management and remediation activities | 66,976 | 0 | 1,491 | 12,621 | 12,556 | 19,057 | 8,293 | 6,256 | 5,778 | 924 | إمدادات المياه وأنشطة الصرف الصحي وإدارة النفايات ومعالجتها |
| Construction | 1,658,982 | 2,585 | 9,070 | 242,975 | 107,361 | 325,752 | 378,495 | 319,500 | 256,114 | 17,130 | التشييد |
| Wholesale and retail trade, repair of motor vehicles and motorcycles | 1,329,414 | 333 | 9,945 | 193,471 | 77,044 | 389,829 | 357,929 | 200,397 | 90,294 | 10,172 | تجارة الجملة والبيع بالتجزئة وصالح المركبات ذات المحركات والسيارات الترفيهية |
| Transportation and storage | 362,734 | 431 | 3,495 | 50,670 | 19,785 | 88,390 | 92,289 | 76,997 | 29,038 | 1,639 | النقل والتخزين |
| Accommodation and food service activities | 295,490 | 0 | 677 | 28,302 | 13,248 | 73,973 | 87,099 | 50,520 | 38,653 | 3,018 | أنشطة الإقامة والضيافة والترفيه |
| Information and communication | 127,715 | 0 | 8,289 | 60,100 | 21,422 | 31,924 | 4,500 | 1,480 | 0 | 0 | المعلومات والاتصالات |
| Financial and insurance activities | 156,583 | 1,228 | 9,939 | 66,215 | 29,280 | 39,962 | 3,868 | 3,624 | 2,487 | 0 | الأنشطة المالية وأنشطة التأمين |
| Real estate activities | 116,122 | 916 | 3,042 | 32,303 | 3,648 | 36,987 | 19,345 | 12,397 | 7,086 | 398 | الأنشطة العقارية |
| Professional, scientific and technical activities | 191,165 | 2,993 | 5,513 | 95,580 | 21,404 | 32,772 | 16,007 | 11,911 | 4,985 | 0 | الأنشطة المهنية والعلمية والتقنية |
| Administrative and support service activities | 209,369 | 0 | 2,055 | 37,359 | 12,829 | 67,829 | 43,538 | 30,137 | 14,090 | 1,532 | أنشطة الخدمات الإدارية وخدمات الدعم |
| Public administration and defence, compulsory social security | 1,824,676 | 3,995 | 32,067 | 289,535 | 126,397 | 1,055,162 | 218,549 | 79,289 | 18,083 | 1,619 | الإدارة العامة والدفاع والضمان الاجتماعي والإرهابي |
| Education | 1,311,266 | 48,443 | 50,979 | 946,963 | 104,104 | 81,420 | 31,763 | 29,390 | 13,414 | 4,790 | التعليم |
| Human health and social work activities | 591,392 | 38,868 | 34,593 | 260,802 | 141,000 | 78,554 | 20,684 | 13,320 | 2,732 | 839 | أنشطة الصحة البشرية والصحة الاجتماعية |
| Arts, entertainment and recreation | 13,691 | 0 | 0 | 5,933 | 1,242 | 4,448 | 624 | 1,019 | 425 | 0 | الفنون والترفيه والسياحة |
| Other service activities | 245,635 | 1,360 | 1,381 | 37,664 | 19,733 | 64,882 | 59,646 | 42,536 | 16,915 | 1,518 | أنشطة الخدمات الأخرى |
| Activities of households as employers, undifferentiated goods- and services-producing activities of households for own use | 1,458,875 | 0 | 0 | 12,526 | 14,802 | 228,513 | 530,571 | 371,069 | 271,959 | 29,435 | النشطة المنزلية المنتجة التي تستخدم أدوات أو إنتاج السلع وخدمات غير مدفوعة خاصة |
| Activities of extraterritorial organizations and bodies | 8,972 | 439 | 0 | 6,347 | 0 | 2,186 | 0 | 0 | 0 | 0 | أنشطة المنظمات والهيئات الأجنبية |
| Total | 14,686,115 | 103,318 | 191,717 | 2,687,791 | 860,404 | 3,012,184 | 2,180,524 | 1,560,125 | 987,320 | 102,732 | المجموع |

Source : Labour Force Survey - General Authority for Statistics.

المصدر : مسح القوى العاملة - الهيئة العامة للإحصاء.

مشمولون التوظيف (15 سنة فأكثر) حسب المجموعات الرئيسية للأنشطة الاقتصادية والحالة التعليمية

حساب 2016

Table 54-62

| Economic Activity | المجمعة Total | دكتوراه Doctorate | دبلوم عالٍ / ماجستير Higher Diploma / Master Degree | بكالوريوس أو ليسانس Bachelor Degree | دبلوم من الجامعة Diploma | الثانوية أو ما يعادلها Secondary or Equivalent | المتوسطة Intermediate | الإبتدائية Primary | قراءة وكتابة Read & Write | أبى Illiterate | التقسيم الاقتصادي Economic Activity |
|--|-------------------|----------------------|---|--|-----------------------------|--|--------------------------|-----------------------|------------------------------|-------------------|--|
| Agriculture, forestry and fishing | 578,810 | 419 | 1,607 | 19,869 | 11,702 | 76,201 | 116,339 | 171,077 | 157,689 | 23,907 | الزراعة والصيد والصيد |
| Mining and quarrying | 137,365 | 197 | 5,440 | 46,983 | 15,891 | 52,839 | 10,139 | 5,133 | 743 | 0 | التعدين واستغلال المعادن |
| Manufacturing | 885,105 | 1,111 | 8,524 | 208,197 | 79,464 | 230,018 | 169,724 | 128,083 | 54,820 | 5,164 | الصناعات التحويلية |
| Electricity, gas, steam and air conditioning supply | 88,517 | 0 | 2,273 | 24,274 | 25,243 | 23,886 | 6,223 | 4,728 | 1,548 | 342 | إمدادات الكهرباء والغاز والبخار وتكييف الهواء |
| Water supply, sewerage, waste management and remediation activities | 66,425 | 0 | 1,491 | 12,621 | 12,556 | 18,506 | 8,293 | 6,256 | 5,778 | 924 | إمدادات المياه وأنشطة الصرف الصحي وإدارة النفايات ومعالجتها |
| Construction | 1,651,121 | 2,585 | 9,070 | 239,535 | 106,672 | 323,398 | 378,139 | 318,478 | 256,114 | 17,130 | التشييد |
| Wholesale and retail trade, repair of motor vehicles and motorcycles | 1,297,021 | 333 | 9,661 | 186,520 | 75,851 | 376,328 | 352,298 | 197,745 | 88,896 | 9,389 | تجارة الجملة والجملة وصالح المركبات ذات المحركات والسيارات النارية |
| Transportation and storage | 359,395 | 431 | 3,495 | 49,224 | 19,703 | 86,938 | 91,930 | 76,997 | 29,038 | 1,639 | النقل والتخزين |
| Accommodation and food service activities | 288,091 | 0 | 677 | 26,834 | 13,248 | 69,518 | 86,390 | 50,194 | 38,547 | 2,683 | أنشطة الإقامة والخدمات الغذائية |
| Information and communication | 125,170 | 0 | 7,950 | 59,235 | 21,376 | 30,629 | 4,500 | 1,480 | 0 | 0 | الخدمات والاتصالات |
| Financial and insurance activities | 140,364 | 1,228 | 9,037 | 57,425 | 27,167 | 36,156 | 3,421 | 3,624 | 2,306 | 0 | الأنشطة المالية وأنشطة التأمين |
| Real estate activities | 115,479 | 916 | 3,042 | 31,944 | 3,648 | 36,703 | 19,345 | 12,397 | 7,086 | 398 | الأنشطة العقارية |
| Professional, scientific and technical activities | 183,524 | 2,993 | 5,513 | 91,866 | 20,360 | 30,231 | 15,665 | 11,911 | 4,985 | 0 | الأنشطة المهنية والعلمية والتقنية |
| Administrative and support service activities | 202,166 | 0 | 1,678 | 35,582 | 12,420 | 64,062 | 42,763 | 30,137 | 13,992 | 1,532 | أنشطة الخدمات الإدارية وخدمات الدعم |
| Public administration and defence; compulsory social security | 1,779,313 | 3,518 | 29,821 | 264,650 | 120,629 | 1,048,396 | 216,034 | 77,622 | 17,627 | 1,016 | الإدارة العامة والدفاع والهيئات الاجتماعية الإلزامية |
| Education | 732,430 | 42,064 | 37,132 | 514,377 | 35,930 | 45,101 | 24,943 | 22,503 | 7,935 | 2,445 | التعليم |
| Human health and social work activities | 403,37 | 32,063 | 28,366 | 166,090 | 80,811 | 63,457 | 17,482 | 12,386 | 2,243 | 839 | أنشطة الصحة البشرية والخدمات الاجتماعية |
| Arts, entertainment and recreation | 11,353 | 0 | 0 | 4,855 | 1,160 | 3,695 | 624 | 1,019 | 0 | 0 | الفنون والترفيه والتسلية |
| Other service activities | 226,210 | 1,360 | 1,381 | 33,941 | 18,523 | 54,473 | 57,414 | 41,174 | 16,426 | 1,518 | أنشطة الخدمات الأخرى |
| Activities of households as employers, undifferentiated goods- and services-producing activities of households for own use | 759,096 | 0 | 0 | 9,406 | 9,948 | 132,453 | 286,065 | 187,043 | 121,860 | 11,321 | أنشطة أسر المهن المنزلية التي تستخدم أدوات أو إنتاج سلع وخدمات غير مدفوعة خاصة |
| Activities of extraterritorial organizations and bodies | 8,817 | 439 | 0 | 6,347 | 0 | 2,031 | 0 | 0 | 0 | 0 | أنشطة المنظمات والهيئات الأجنبية |
| Total | 10,038,509 | 89,657 | 166,158 | 2,089,775 | 712,302 | 2,805,019 | 1,907,731 | 1,359,987 | 827,633 | 80,247 | المجموع |

Source: Labour Force Survey - General Authority for Statistics.

المصدر: مسح القوى العاملة - الهيئة العامة للإحصاء.

Saudis Employed persons (15 Years and above) by Main Economic Activity Groups and Education Status

المشتغلون السعوديون (١٥ سنة فأكثر) حسب المجموعات الرئيسية للأنشطة الاقتصادية والتعليمية

حيف ٢٠١٦

| Economic Activity | الجمعة Total | دكتوراه Doctorate | دبلوم عالٍ / ماجستير Higher Diploma / Master Degree | بكالوريوس أو البكالوريوس Bachelor Degree | دبلوم من الجامعة Diploma | الثانوية أو ما يعادلها Secondary or Equivalent | المتوسطة Intermediate | الإعدادية Primary | يقرأ ويكتب Read & Write | أبى Illiterate | التنظيم الاقتصادي |
|--|------------------|----------------------|---|---|-----------------------------|--|--------------------------|----------------------|----------------------------|-------------------|--|
| Agriculture, forestry and fishing | 206,550 | 0 | 69 | 4,505 | 4,741 | 34,490 | 51,458 | 57,143 | 42,858 | 11,286 | الزراعة والصيد والقطاعات |
| Mining and quarrying | 108,393 | 197 | 4,848 | 34,746 | 14,131 | 46,340 | 5,821 | 2,310 | 0 | 0 | التعدين واستغلال المعادن |
| Manufacturing | 215,394 | 395 | 3,889 | 58,451 | 35,087 | 83,851 | 20,374 | 11,739 | 1,332 | 276 | الصناعات التحويلية |
| Electricity, gas, steam and air conditioning supply | 59,148 | 0 | 1,575 | 15,533 | 20,067 | 18,280 | 2,686 | 1,007 | 0 | 0 | إمدادات الكهرباء والغاز والبخار وتكييف الهواء |
| Water supply, sewerage, waste management and remediation activities | 37,418 | 0 | 1,311 | 5,963 | 10,813 | 15,176 | 2,031 | 1,454 | 137 | 533 | إمدادات المياه وأنشطة الصرف الصحي وإدارة النفايات ومعالجتها |
| Construction | 134,601 | 827 | 3,117 | 33,475 | 13,619 | 50,442 | 23,615 | 8,066 | 1,440 | 0 | التشييد |
| Wholesale and retail trade, repair of motor vehicles and motorcycles | 247,178 | 0 | 2,452 | 34,411 | 19,135 | 103,954 | 51,586 | 24,706 | 8,965 | 1,969 | تجارة الجملة والتجزئة وصناعة السيارات ذات المحركات والسيارات النارية |
| Transportation and storage | 177,418 | 431 | 2,342 | 31,796 | 15,310 | 54,888 | 34,585 | 28,293 | 9,151 | 622 | النقل والتخزين |
| Accommodation and food service activities | 40,734 | 0 | 0 | 7,900 | 4,040 | 19,031 | 6,954 | 2,349 | 480 | 0 | أنشطة الإقامة والخدمات الغذائية |
| Information and communication | 67,413 | 0 | 4,015 | 24,508 | 12,531 | 24,168 | 1,856 | 335 | 0 | 0 | المعلومات والاتصالات |
| Financial and insurance activities | 124,960 | 454 | 8,591 | 48,287 | 26,579 | 35,598 | 2,142 | 2,592 | 717 | 0 | الأنشطة المالية وأنشطة التأمين |
| Real estate activities | 62,539 | 916 | 936 | 12,317 | 1,134 | 23,113 | 12,366 | 8,490 | 2,995 | 272 | الأنشطة العقارية |
| Professional, scientific and technical activities | 61,910 | 1,260 | 4,146 | 27,953 | 6,671 | 17,253 | 1,949 | 2,678 | 0 | 0 | الأنشطة المهنية والعلمية والتقنية |
| Administrative and support service activities | 107,440 | 0 | 1,045 | 9,740 | 6,300 | 48,632 | 20,426 | 16,306 | 3,839 | 1,152 | أنشطة الخدمات الإدارية وخدمات الدعم |
| Public administration and defence; compulsory social security | 1,780,084 | 3,405 | 30,538 | 282,088 | 124,067 | 1,051,014 | 213,755 | 64,121 | 9,762 | 1,334 | الإدارة العامة والدفاع والضمان الاجتماعي والإرزامي |
| Education | 1,139,897 | 14,903 | 34,424 | 858,600 | 98,081 | 72,274 | 23,287 | 23,161 | 11,617 | 3,550 | التعليم |
| Human health and social work activities | 360,006 | 7,716 | 10,793 | 154,515 | 105,868 | 59,906 | 11,757 | 7,949 | 1,502 | 0 | أنشطة الصحة البشرية والخدمة الاجتماعية |
| Arts, entertainment and recreation | 5,603 | 0 | 0 | 1,863 | 325 | 2,525 | 122 | 343 | 425 | 0 | الفنون والترفيه والتسلية |
| Other service activities | 60,858 | 669 | 1,048 | 16,165 | 8,222 | 22,600 | 6,123 | 3,371 | 1,800 | 860 | أنشطة الخدمات الأخرى |
| Activities of households as employers of undifferentiated goods- and services-producing activities of households for own use | 4,109 | 0 | 0 | 302 | 0 | 1,656 | 1,736 | 367 | 58 | 0 | أنشطة أسر المضيفين المنزلية التي تستخدم أفرادها أو إنتاج سلع وخدمات غير متجزة خاصة |
| Activities of extraterrestrial organizations and bodies | 1,965 | 0 | 0 | 1,293 | 0 | 672 | 0 | 0 | 0 | 0 | أنظمة المنظمات والهيئات الأجنبية |
| Total | 5,003,618 | 31,173 | 115,139 | 1,664,411 | 526,721 | 1,785,863 | 494,629 | 266,770 | 97,058 | 21,854 | المجموع |

Source : Labour Force Survey - General Authority for Statistics.

المصدر : مسح القوى العاملة - الهيئة العامة للإحصاء.

Saudis Males Employed persons (15 Years and above) by Main Economic Activity Groups and Education Status

المشتغلون السعوديون الذكور (15 سنة فأكثر) حسب المجموعات الرئيسية للأنشطة الاقتصادية والحالة التعليمية

حزب 2016

| Economic Activity | الجملة Total | دكتوراه Doctorate | دبلوم عالٍ / ماجستير Higher Diploma / Master Degree | بكالوريوس أو ليسانس Bachelor Degree | دبلوم من الجامعة Diploma | الثانوية أو ما يعادلها Secondary or Equivalent | المتوسطة Intermediate | الإبتدائية Primary | مقرأ وكتب Read & Write | أبى Illiterate | التعليق الاقتصادي |
|--|------------------|-------------------|---|-------------------------------------|--------------------------|--|-----------------------|--------------------|------------------------|----------------|--|
| Agriculture, forestry and fishing | 204,738 | 0 | 69 | 4,391 | 4,741 | 34,424 | 50,411 | 56,705 | 42,779 | 11,218 | الزراعة والغابات وصيد الأسماك |
| Mining and quarrying | 104,175 | 197 | 4,309 | 32,708 | 12,986 | 45,844 | 5,821 | 2,310 | 0 | 0 | التعدين واستغلال المعادن |
| Manufacturing | 197,731 | 395 | 3,091 | 52,299 | 34,349 | 78,129 | 17,063 | 11,164 | 1,202 | 39 | الصناعات التحويلية |
| Electricity, gas, steam and air conditioning supply | 59,148 | 0 | 1,575 | 15,533 | 20,067 | 18,280 | 2,686 | 1,007 | 0 | 0 | إمدادات الكهرباء والغاز والبخار وتكييف الهواء |
| Water supply, sewerage, waste management and remediation activities | 36,867 | 0 | 1,311 | 5,963 | 10,813 | 14,625 | 2,031 | 1,454 | 137 | 533 | إمدادات المياه وأنظمة الصرف الصحي وإدارة النفايات ومعالجتها |
| Construction | 128,066 | 827 | 3,117 | 30,035 | 12,930 | 48,783 | 23,259 | 7,675 | 1,440 | 0 | التشييد |
| Wholesale and retail trade, repair of motor vehicles and motorcycles | 219,300 | 0 | 2,168 | 27,779 | 18,620 | 90,899 | 47,342 | 22,432 | 8,299 | 1,761 | تجارة الجملة والتجزئة وصالح المركبات ذات المحركات والسيارات النارية |
| Transportation and storage | 174,582 | 431 | 2,342 | 30,350 | 15,228 | 53,939 | 34,226 | 28,293 | 9,151 | 622 | النقل والتخزين |
| Accommodation and food service activities | 34,526 | 0 | 0 | 6,432 | 4,040 | 15,432 | 6,245 | 2,023 | 354 | 0 | أنشطة الإقامة والخدمات الغذائية |
| Information and communication | 64,868 | 0 | 3,676 | 23,643 | 12,485 | 22,873 | 1,856 | 335 | 0 | 0 | المعلومات والاتصالات |
| Financial and insurance activities | 109,299 | 454 | 7,689 | 40,055 | 24,486 | 31,792 | 1,695 | 2,592 | 536 | 0 | الأنشطة المالية وأنشطة التأمين |
| Real estate activities | 61,896 | 916 | 936 | 11,958 | 1,134 | 22,829 | 12,366 | 8,490 | 2,995 | 272 | الأنشطة العقارية |
| Professional, scientific and technical activities | 55,037 | 1,260 | 4,146 | 24,614 | 5,678 | 14,712 | 1,949 | 2,678 | 0 | 0 | الأنشطة المهنية والعلمية والتقنية |
| Administrative and support service activities | 101,109 | 0 | 668 | 7,963 | 6,233 | 45,297 | 19,651 | 16,306 | 3,839 | 1,152 | أنشطة الخدمات الإدارية وخدمات الدعم |
| Public administration and defence, compulsory social security | 1,735,198 | 3,405 | 28,292 | 257,203 | 118,299 | 1,044,248 | 211,240 | 62,474 | 9,306 | 731 | الإدارة العامة والدفاع والضمان الاجتماعي والإرهابي |
| Education | 586,214 | 12,293 | 22,854 | 437,386 | 31,917 | 39,070 | 17,040 | 17,144 | 6,309 | 2,101 | التعليم |
| Human health and social work activities | 240,881 | 5,948 | 7,302 | 89,553 | 73,457 | 47,287 | 8,933 | 7,388 | 1,013 | 0 | أنشطة الصحة البشرية والعلمية الاجتماعية |
| Arts, entertainment and recreation | 4,025 | 0 | 0 | 1,013 | 243 | 2,304 | 122 | 343 | 0 | 0 | الفنون والترفيه والترفيهية |
| Other service activities | 51,470 | 669 | 1,048 | 13,446 | 7,094 | 19,319 | 4,829 | 2,647 | 1,558 | 860 | أنشطة الخدمات الأخرى |
| Activities of households as employers, undifferentiated goods- and services-producing activities of households for own use | 1,893 | 0 | 0 | 302 | 0 | 720 | 514 | 367 | 0 | 0 | النشطة المنزلية التي تستخدم الأيدي العاملة أو إنتاج السلع وخدمات غير مدفوعة خاصة |
| Activities of extranational organizations and bodies | 1,965 | 0 | 0 | 1,293 | 0 | 672 | 0 | 0 | 0 | 0 | أنشطة المنظمات والهيئات الأجنبية |
| Total | 4,172,988 | 26,795 | 94,693 | 1,113,919 | 414,800 | 1,691,478 | 469,279 | 253,817 | 88,918 | 19,289 | المجموع |

Source: Labour Force Survey - General Authority for Statistics.

المصدر: مسح القوى العاملة - الهيئة العامة للإحصاء.

Employed persons (15 Years and above) by Main Economic Activity Groups and Marital Status

المشغولون (15 سنة فأكثر) حسب المجموعات الرئيسية للنشاط الاقتصادي والحالة الزواجية

Table 57-62

جداول ٢٠٥٧

| Economic Activity | الجملة Total | أرمل Widowed | متطلق Divorced | متزوج Married | لم يتزوج أبداً Never Married | النشاط الاقتصادي |
|--|-------------------|-----------------|-------------------|------------------|---------------------------------|--|
| Agriculture, forestry and fishing | 580,843 | 1,690 | 2,888 | 521,116 | 55,149 | الزراعة والغابات ومصيد الأسماك |
| Mining and quarrying | 141,863 | 307 | 1,971 | 108,372 | 31,213 | التعدين واستغلال الحجر |
| Manufacturing | 905,835 | 949 | 5,403 | 737,237 | 162,246 | الصناعات الحرفية |
| Electricity, gas, steam and air conditioning supply | 88,517 | 0 | 1,003 | 68,068 | 19,446 | إمدادات الكهرباء والغاز والبخار وتكييف الهواء |
| Water supply; sewerage, waste management and remediation activities | 66,976 | 0 | 918 | 52,474 | 13,584 | إمدادات المياه وأنشطة الصرف الصحي وإدارة النفايات ومعالجتها |
| Construction | 1,658,982 | 687 | 7,583 | 1,392,027 | 258,685 | التشييد |
| Wholesale and retail trade; repair of motor vehicles and motorcycles | 1,329,414 | 5,877 | 8,463 | 1,091,309 | 223,765 | تجارة الجملة والتجزئة وصالح المركبات ذات المحركات والدراجات النارية |
| Transportation and storage | 362,734 | 1,558 | 2,537 | 303,945 | 54,694 | النقل والتخزين |
| Accommodation and food service activities | 295,490 | 333 | 1,412 | 231,558 | 62,187 | أنشطة الإقامة والخدمات الغذائية |
| Information and communication | 127,715 | 0 | 1,404 | 98,062 | 28,249 | المعلومات والاتصالات |
| Financial and insurance activities | 156,583 | 86 | 2,613 | 110,340 | 43,544 | الأنشطة المالية والأنشطة التأمين |
| Real estate activities | 116,122 | 361 | 1,629 | 102,073 | 12,059 | الأنشطة العقارية |
| Professional, scientific and technical activities | 191,165 | 0 | 1,457 | 153,825 | 35,883 | الأنشطة المهنية والعلمية والتقنية |
| Administrative and support service activities | 209,369 | 0 | 1,882 | 139,134 | 68,353 | أنشطة الخدمات الأثرية وخدمات الدعم |
| Public administration and defence; compulsory social security | 1,824,676 | 3,740 | 19,781 | 1,448,071 | 353,084 | الإدارة العامة والدفاع والخدمات الاجتماعي الأخرى |
| Education | 1,311,266 | 12,408 | 35,666 | 1,120,640 | 142,552 | التعليم |
| Human health and social work activities | 591,392 | 4,551 | 11,537 | 451,435 | 123,869 | أنشطة الصحة البشرية والخدمة الاجتماعية |
| Arts, entertainment and recreation | 13,691 | 0 | 0 | 9,936 | 3,755 | الفنون والترفيه والترفيهية |
| Other service activities | 245,635 | 375 | 2,621 | 201,217 | 41,422 | أنشطة الخدمات الأخرى |
| Activities of households as employers; undifferentiated goods- and services-producing activities of households for own use | 1,458,875 | 14,235 | 31,479 | 1,167,897 | 245,264 | أنشطة أسر العيشية التي تستخدم أفراد أو إنتاج سلع وخدمات غير متبادرة خاصة |
| Activities of extraterritorial organizations and bodies | 8,972 | 0 | 0 | 8,817 | 155 | أنشطة المنظمات والهيئات الأجنبية |
| Total | 11,686,115 | 47,157 | 142,247 | 9,517,553 | 1,979,158 | الاجمعي |

Source: Labour Force Survey - General Authority for Statistics.

المصدر: مسح القوى العاملة - الهيئة العامة للإحصاء.

Males Employed persons (15 Years and above) by Main Economic Activity Groups and Marital Status

المشغولون الذكور (١٥ سنة فأكثر) حسب المجموعات الرئيسية للأنشطة الاقتصادية والحالة الزوجية

Table 58-62

جداول ٢٠٥٨

| Economic Activity | الجملة Total | أرمل Widowed | متطلق Divorced | متزوج Married | لم يتزوج أبداً Never Married | النشاط الاقتصادي |
|--|-------------------|-----------------|-------------------|------------------|---------------------------------|--|
| Agriculture, forestry and fishing | 578,810 | 1,396 | 2,888 | 519,891 | 54,635 | الزراعة والغابات ومصيد الأسماك |
| Mining and quarrying | 137,365 | 307 | 1,176 | 107,307 | 28,575 | التعدين واستغلال الحجر |
| Manufacturing | 885,105 | 949 | 3,888 | 725,271 | 154,997 | الصناعات الحرفية |
| Electricity, gas, steam and air conditioning supply | 88,517 | 0 | 1,003 | 68,068 | 19,446 | إمدادات الكهرباء والغاز والبخار وتكييف الهواء |
| Water supply; sewerage, waste management and remediation activities | 66,425 | 0 | 918 | 52,474 | 13,033 | إمدادات المياه وأنشطة الصرف الصحي وإدارة النفايات ومعالجتها |
| Construction | 1,651,121 | 687 | 5,532 | 1,388,120 | 256,782 | التشييد |
| Wholesale and retail trade; repair of motor vehicles and motorcycles | 1,297,021 | 3,684 | 7,152 | 1,076,607 | 209,578 | تجارة الجملة والتجزئة وصالح المركبات ذات المحركات والدراجات النارية |
| Transportation and storage | 359,395 | 1,558 | 2,034 | 302,184 | 53,619 | النقل والتخزين |
| Accommodation and food service activities | 288,091 | 0 | 1,010 | 228,403 | 58,678 | أنشطة الإقامة والخدمات الغذائية |
| Information and communication | 125,170 | 0 | 1,070 | 96,122 | 27,978 | المعلومات والاتصالات |
| Financial and insurance activities | 140,364 | 0 | 1,251 | 101,964 | 37,149 | الأنشطة المالية والأنشطة التأمينية |
| Real estate activities | 115,479 | 361 | 1,345 | 101,714 | 12,059 | الأنشطة العقارية |
| Professional, scientific and technical activities | 183,524 | 0 | 936 | 151,286 | 31,302 | الأنشطة المهنية والعلمية والتقنية |
| Administrative and support service activities | 202,166 | 0 | 830 | 137,192 | 64,144 | أنشطة الخدمات الأخرى وخدمات الدعم |
| Public administration and defence; compulsory social security | 1,779,313 | 2,546 | 16,569 | 1,416,861 | 343,337 | الإدارة العامة والدفاع والخدمات الإجتماعي الأخرى |
| Education | 732,430 | 2,193 | 6,529 | 659,415 | 64,293 | التعليم |
| Human health and social work activities | 403,737 | 1,350 | 4,930 | 334,948 | 62,509 | أنشطة الصحة البشرية والخدمة الاجتماعية |
| Arts, entertainment and recreation | 11,353 | 0 | 0 | 8,447 | 2,906 | الفنون والترفيه والتسليّة |
| Other service activities | 226,210 | 375 | 746 | 190,652 | 34,437 | أنشطة الخدمات الأخرى |
| Activities of households as employers; undifferentiated goods- and services-producing activities of households for own use | 758,096 | 1,986 | 8,122 | 638,063 | 109,925 | أنشطة أسر العيشية التي تستخدم أفراد أو إنتاج سلع وخدمات غير متبادرة خاصة |
| Activities of extraterritorial organizations and bodies | 8,817 | 0 | 0 | 8,817 | 0 | أنشطة المنظمات والهيئات الأجنبية |
| Total | 10,038,509 | 17,392 | 67,929 | 8,313,806 | 1,639,382 | الاجموع |

Source: Labour Force Survey - General Authority for Statistics.

المصدر: مسح القوى العاملة - الهيئة العامة للإحصاء.

Saudis Employed persons (15 Years and above) by Main Economic Activity Groups and Marital Status

المشغولون السعوديون (١٥ سنة فأكثر) حسب المجموعات الرئيسية للنشاط الاقتصادي والحالة الزوجية

Table 59-62

جداول ٦٢-٥٩

| Economic Activity | الجملة Total | أرمل Widowed | متطلق Divorced | متزوج Married | لم يتزوج أبدا Never Married | النشاط الاقتصادي |
|--|------------------|---------------|----------------|------------------|-----------------------------|---|
| Agriculture, forestry and fishing | 206,550 | 1,252 | 2,256 | 184,062 | 18,980 | الزراعة والغابات ومصيد الأسماك |
| Mining and quarrying | 108,393 | 307 | 1,971 | 78,297 | 27,818 | التعدين واستغلال الحجر |
| Manufacturing | 215,394 | 746 | 3,347 | 136,381 | 74,920 | الصناعات التحويلية |
| Electricity, gas, steam and air conditioning supply | 59,148 | 0 | 1,003 | 42,884 | 15,261 | إمدادات الكهرباء والغاز والبخار وتكييف الهواء |
| Water supply; sewerage, waste management and remediation activities | 37,418 | 0 | 428 | 29,853 | 7,137 | إمدادات المياه وأنشطة الصرف الصحي وإدارة النفايات ومعالجتها |
| Construction | 134,601 | 0 | 3,176 | 87,784 | 43,641 | التشييد |
| Wholesale and retail trade; repair of motor vehicles and motorcycles | 247,178 | 946 | 4,054 | 172,295 | 69,883 | تجارة الجملة والتجزئة وصالح المركبات ذات المحركات والدراجات النارية |
| Transportation and storage | 177,418 | 1,424 | 1,689 | 143,450 | 30,855 | النقل والتخزين |
| Accommodation and food service activities | 40,734 | 149 | 826 | 20,406 | 19,353 | أنشطة الإقامة والخدمات الغذائية |
| Information and communication | 67,413 | 0 | 1,404 | 46,908 | 19,101 | المعلومات والاتصالات |
| Financial and insurance activities | 124,960 | 86 | 2,613 | 82,429 | 39,832 | الأنشطة المالية والأنشطة التأمينية |
| Real estate activities | 62,539 | 361 | 1,629 | 53,521 | 7,028 | الأنشطة العقارية |
| Professional, scientific and technical activities | 61,910 | 0 | 809 | 36,625 | 24,476 | الأنشطة المهنية والعلمية والتقنية |
| Administrative and support service activities | 107,440 | 0 | 1,450 | 52,165 | 53,825 | أنشطة الخدمات الأخرى وخدمات الدعم |
| Public administration and defence; compulsory social security | 1,780,084 | 3,740 | 19,693 | 1,408,947 | 347,704 | الإدارة العامة والدفاع والخدمات الاجتماعية الإلزامية |
| Education | 1,139,897 | 12,296 | 33,533 | 961,645 | 132,423 | التعليم |
| Human health and social work activities | 360,006 | 2,173 | 10,892 | 247,004 | 99,937 | أنشطة الصحة البشرية والخدمة الاجتماعية |
| Arts, entertainment and recreation | 5,603 | 0 | 0 | 3,551 | 2,052 | الفنون والترفيه والتسليّة |
| Other service activities | 60,858 | 375 | 1,340 | 43,353 | 15,790 | أنشطة الخدمات الأخرى |
| Activities of households as employers; undifferentiated goods- and services-producing activities of households for own use | 4,109 | 663 | 320 | 2,564 | 562 | أنشطة أسر العيشية التي تستخدم أفراد أو إنتاج سلع وخدمات غير مأجورة خاصة |
| Activities of extraterritorial organizations and bodies | 1,965 | 0 | 0 | 1,965 | 0 | أنشطة المنظمات والهيئات الأجنبية |
| Total | 5,003,618 | 24,518 | 92,433 | 3,836,089 | 1,050,578 | الاجمعي |

Source: Labour Force Survey - General Authority for Statistics.

المصدر: مسح القوى العاملة - الهيئة العامة للإحصاء.

Saudi Males Employed persons (15 Years and above) by Main Economic Activity Groups and Marital Status

المشتغلون السعوديون الذكور (15 سنة فأكثر) حسب المجموعات الرئيسية للنشاط الاقتصادي والحالة الزواجية

جدول ٢٠١٠

Table 60-62

| Economic Activity | الجملة Total | أرمل Widowed | متطلق Divorced | متزوج Married | لم يتزوج أبداً Never Married | النشاط الاقتصادي |
|--|------------------|-----------------|-------------------|------------------|---------------------------------|--|
| Agriculture, forestry and fishing | 204,738 | 958 | 2,256 | 183,058 | 18,466 | الزراعة والغابات ومصيد الأسماك |
| Mining and quarrying | 104,175 | 307 | 1,176 | 77,512 | 25,180 | التعدين واستغلال الحجر |
| Manufacturing | 197,731 | 746 | 2,213 | 127,101 | 67,671 | الصناعات التحويلية |
| Electricity, gas, steam and air conditioning supply | 59,148 | 0 | 1,003 | 42,884 | 15,261 | إمدادات الكهرباء والغاز والبخار وتكييف الهواء |
| Water supply; sewerage, waste management and remediation activities | 36,867 | 0 | 428 | 29,853 | 6,586 | إمدادات المياه وأنشطة الصرف الصحي وإدارة النفايات ومعالجتها |
| Construction | 128,066 | 0 | 1,557 | 84,268 | 42,241 | التشييد |
| Wholesale and retail trade; repair of motor vehicles and motorcycles | 219,300 | 508 | 2,743 | 159,717 | 56,332 | تجارة الجملة والتجزئة وصالح المركبات ذات المحركات والمركبات النارية |
| Transportation and storage | 174,582 | 1,424 | 1,689 | 141,689 | 29,780 | النقل والتخزين |
| Accommodation and food service activities | 34,526 | 0 | 424 | 18,042 | 16,060 | أنشطة الإقامة والخدمات الغذائية |
| Information and communication | 64,868 | 0 | 1,070 | 44,968 | 18,830 | المعلومات والاتصالات |
| Financial and insurance activities | 109,299 | 0 | 1,251 | 74,290 | 33,758 | الأنشطة المالية والأنشطة التأمينية |
| Real estate activities | 61,896 | 361 | 1,345 | 53,162 | 7,028 | الأنشطة العقارية |
| Professional, scientific and technical activities | 55,037 | 0 | 288 | 34,707 | 20,042 | الأنشطة المهنية والعلمية والتقنية |
| Administrative and support service activities | 101,109 | 0 | 830 | 50,321 | 49,958 | أنشطة الخدمات الأثرية وخدمات الدعم |
| Public administration and defence; compulsory social security | 1,735,198 | 2,546 | 16,569 | 1,377,737 | 338,346 | الإدارة العامة والدفاع والخدمات الاجتماعية الإجبارية |
| Education | 586,214 | 2,193 | 5,693 | 520,541 | 57,787 | التعليم |
| Human health and social work activities | 240,881 | 438 | 4,930 | 183,967 | 51,546 | أنشطة الصحة البشرية والخدمة الاجتماعية |
| Arts, entertainment and recreation | 4,025 | 0 | 0 | 2,276 | 1,749 | الفنون والترفيه والترفيهية |
| Other service activities | 51,470 | 375 | 746 | 38,012 | 12,337 | أنشطة الخدمات الأخرى |
| Activities of households as employers; undifferentiated goods- and services-producing activities of households for own use | 1,893 | 0 | 0 | 1,591 | 302 | أنشطة أسر العيشية التي تستخدم أفراد أو إنتاج سلع وخدمات غير متبادرة خاصة |
| Activities of extraterritorial organizations and bodies | 1,965 | 0 | 0 | 1,965 | 0 | أنشطة المنظمات والهيئات الأجنبية |
| Total | 4,172,988 | 9,856 | 46,211 | 3,247,661 | 889,260 | المجموع |

Source: Labour Force Survey - General Authority for Statistics.

المصدر: مسح القوى العاملة - الهيئة العامة للإحصاء.

البيانات العامة للربع الثاني 2016
Labour Force 2016 Second Quarter

الهيئة العامة للإحصاء
General Authority for Statistics

Employed persons (15 Years and Above) By Main Economic Groups and Weekly Working Hours Groups

Table 61-62

المشتغلون (15 سنة فأكثر) حسب المجموعات الرئيسية للأنشطة الاقتصادية و فئات ساعات العمل الأسبوعية

حلول 2016

| Economic Activity | متوسط ساعات العمل الأسبوعية Average Weekly Working Hours | المجمعة Total | 55+ | 54-45 | 44-40 | 39-35 | 34-30 | 29-1 | النشاط الاقتصادي |
|--|---|-------------------|------------------|------------------|------------------|------------------|----------------|----------------|--|
| Agriculture, forestry and fishing | 45.7 | 580,843 | 177,918 | 206,036 | 77,018 | 47,830 | 28,847 | 43,194 | الزراعة والصيد والصيد البحري |
| Mining and quarrying | 44.8 | 141,863 | 19,479 | 33,020 | 84,397 | 3,126 | 1,841 | 0 | التعدين واستغلال الحجر |
| Manufacturing | 48.4 | 905,935 | 197,244 | 416,555 | 259,884 | 22,300 | 6,930 | 2,922 | الصناعات التحويلية |
| Electricity, gas, steam and air conditioning supply | 42.6 | 88,517 | 5,101 | 19,245 | 57,887 | 5,522 | 646 | 116 | إمدادات الكهرباء والغاز والبخار وتكييف الهواء |
| Water supply; sewerage, waste management and remediation activities | 43.6 | 66,976 | 5,934 | 22,400 | 31,853 | 5,055 | 1,365 | 369 | إمدادات المياه وإزالة النفايات وإدارة النفايات ومعالجة النفايات |
| Construction | 50.4 | 1,658,982 | 419,667 | 970,352 | 210,774 | 38,017 | 11,715 | 8,457 | التشييد |
| Wholesale and retail trade; repair of motor vehicles and motorcycles | 52.4 | 1,329,414 | 505,325 | 551,640 | 204,868 | 33,635 | 15,407 | 18,539 | تجارة التجزئة والتجارة بالجملة وصلاح المركبات ذات المحركات والدراجات النارية |
| Transportation and storage | 45.2 | 362,734 | 84,548 | 105,430 | 95,872 | 46,449 | 20,046 | 10,389 | النقل والتخزين |
| Accommodation and food service activities | 54.0 | 295,490 | 129,009 | 114,531 | 39,876 | 7,209 | 2,199 | 2,666 | أنشطة الإقامة والخدمات الغذائية |
| Information and communication | 43.4 | 127,715 | 9,578 | 39,709 | 65,808 | 10,229 | 1,474 | 917 | المعلومات والاتصالات |
| Financial and insurance activities | 42.1 | 156,583 | 6,589 | 43,310 | 93,018 | 11,470 | 841 | 1,355 | الأنشطة المالية والأنشطة التأمين |
| Real estate activities | 42.6 | 116,122 | 18,070 | 36,356 | 28,106 | 15,439 | 8,426 | 9,725 | الأنشطة العقارية |
| Professional, scientific and technical activities | 45.5 | 191,165 | 16,577 | 106,580 | 51,601 | 10,573 | 3,629 | 2,205 | الأنشطة المهنية والعلمية والتقنية |
| Administrative and support service activities | 46.8 | 209,369 | 29,352 | 96,510 | 56,691 | 19,092 | 5,377 | 2,347 | أنشطة الخدمات الإدارية وخدمات الدعم |
| Public administration and defence; compulsory social security | 38.7 | 1,824,676 | 48,178 | 182,227 | 722,480 | 737,718 | 110,787 | 23,286 | الإدارة العامة والتشريع والضمان الاجتماعي الأساسي |
| Education | 35.1 | 1,311,266 | 4,577 | 28,014 | 294,773 | 605,497 | 338,930 | 39,475 | التعليم |
| Human health and social work activities | 42.8 | 591,392 | 43,161 | 193,219 | 266,458 | 75,686 | 10,128 | 2,740 | أنشطة الصحة البشرية والخدمة الاجتماعية |
| Arts, entertainment and recreation | 43.0 | 13,691 | 1,384 | 4,758 | 5,563 | 1,343 | 466 | 177 | الفنون والترفيه والتسلية |
| Other service activities | 49.6 | 245,635 | 99,803 | 60,923 | 38,462 | 25,087 | 6,267 | 15,093 | أنشطة الخدمات الأخرى |
| Activities of households as employers; undifferentiated goods- and services-producing activities of households for own use | 52.5 | 1,458,875 | 627,636 | 545,865 | 161,239 | 69,523 | 34,497 | 20,115 | أنشطة المنزلية التي تستخدم أفرادها لإنتاج سلع وخدمات غير موزعة خاصة |
| Activities of extraterritorial organisations and bodies | 42.0 | 8,972 | 0 | 2,133 | 5,470 | 1,369 | 0 | 0 | أنشطة المنظمات والهيئات الأجنبية |
| Total | 45.3 | 11,686,115 | 2,449,130 | 3,778,813 | 2,852,098 | 1,792,169 | 609,818 | 204,087 | المجموع |

Source: Labour force Survey - General Authority for Statistics.

المصدر: مسح القوى العاملة - الهيئة العامة للإحصاء.

Males Employed persons (15 Years and Above) By Main Economic Groups and Weekly Working Hours Groups

الموظفون الذكور (١٥ سنة فأكثر) حسب المجموعات الرئيسية للنشاط الاقتصادي وفئات ساعات العمل الأسبوعية

Table 62-62

جول 2016

| Economic Activity | متوسط ساعات العمل الأسبوعية Average Weekly Working Hours | المجمعة Total | 55+ | 54-45 | 44-40 | 39-35 | 34-30 | 29-1 | النشاط الاقتصادي |
|--|---|-------------------|------------------|------------------|------------------|------------------|----------------|----------------|--|
| Agriculture, forestry and fishing | 45.7 | 578,810 | 177,918 | 205,767 | 76,158 | 47,582 | 28,781 | 42,604 | الزراعة والصيد والصيد |
| Mining and quarrying | 44.9 | 137,365 | 19,448 | 31,754 | 81,692 | 3,126 | 1,345 | 0 | التعدين واستغلال الحجر |
| Manufacturing | 48.6 | 885,105 | 196,171 | 411,339 | 251,381 | 19,442 | 4,513 | 2,259 | الصناعات التحويلية |
| Electricity, gas, steam and air conditioning supply | 42.6 | 88,517 | 5,101 | 19,245 | 57,887 | 5,522 | 646 | 116 | إمدادات الكهرباء والغاز والبخار وتكييف الهواء |
| Water supply; sewerage, waste management and remediation activities | 43.6 | 66,425 | 5,934 | 22,400 | 31,302 | 5,055 | 1,365 | 369 | إمدادات المياه وإزالة النفايات وإدارة النفايات ومعالجة النفايات |
| Construction | 50.5 | 1,651,121 | 419,667 | 969,354 | 206,356 | 36,677 | 11,193 | 7,874 | التشييد |
| Wholesale and retail trade; repair of motor vehicles and motorcycles | 52.7 | 1,297,021 | 504,449 | 539,786 | 190,519 | 31,251 | 14,885 | 16,131 | تجارة التجزئة والتجزئة وصلاح المركبات ذات المحركات والدراجات النارية |
| Transportation and storage | 45.3 | 359,395 | 84,548 | 104,899 | 93,983 | 46,033 | 20,046 | 9,886 | النقل والتخزين |
| Accommodation and food service activities | 54.4 | 288,091 | 129,009 | 112,525 | 36,533 | 6,064 | 1,864 | 2,096 | أنشطة الإقامة والخدمات الغذائية |
| Information and communication | 43.4 | 125,170 | 9,532 | 38,686 | 64,875 | 10,020 | 1,474 | 583 | المعلومات والاتصالات |
| Financial and insurance activities | 42.3 | 140,364 | 6,589 | 39,901 | 82,394 | 9,370 | 841 | 1,269 | الأنشطة المالية والخدمات التأمين |
| Real estate activities | 42.6 | 115,479 | 18,070 | 36,072 | 27,747 | 15,439 | 8,426 | 9,725 | الأنشطة العقارية |
| Professional, scientific and technical activities | 45.8 | 183,524 | 16,167 | 104,641 | 49,019 | 8,437 | 3,339 | 1,921 | الأنشطة المهنية والعلمية والتقنية |
| Administrative and support service activities | 47.1 | 202,166 | 28,956 | 95,039 | 52,941 | 18,380 | 4,928 | 1,922 | أنشطة الخدمات الإدارية وخدمات الدعم |
| Public administration and defence; compulsory social security | 38.7 | 1,779,313 | 47,840 | 180,256 | 703,799 | 717,850 | 106,805 | 22,763 | الإدارة العامة والدفاع والضمان الاجتماعي الإلزامي |
| Education | 35.4 | 732,430 | 3,483 | 22,645 | 181,949 | 329,842 | 176,890 | 17,621 | التعليم |
| Human health and social work activities | 42.3 | 403,737 | 24,491 | 131,651 | 182,418 | 55,405 | 7,781 | 1,991 | أنشطة الصحة البشرية والخدمة الاجتماعية |
| Arts, entertainment and recreation | 42.4 | 11,353 | 959 | 3,991 | 4,417 | 1,343 | 466 | 177 | الفنون والترفيه والتسليم |
| Other service activities | 50.6 | 226,210 | 97,613 | 54,795 | 35,399 | 23,029 | 5,279 | 10,095 | أنشطة الخدمات الأخرى |
| Activities of households as employers; undifferentiated goods- and services-producing activities of households for own use | 51.6 | 758,096 | 298,874 | 282,364 | 90,365 | 46,768 | 24,021 | 15,704 | أنشطة المنزلية التي تستخدم أفرادها لإنتاج سلع وخدمات غير موزعة خاصة |
| Activities of extraterritorial organisations and bodies | 42.0 | 8,817 | 0 | 2,133 | 5,315 | 1,369 | 0 | 0 | أنشطة المنظمات والهيئات الأجنبية |
| Total | 45.6 | 10,038,509 | 2,094,819 | 3,409,243 | 2,506,449 | 1,438,004 | 424,888 | 165,106 | المجموع |

Source : Labour force Survey - General Authority for Statistics.

المصدر: مسح القوى العاملة - الهيئة العامة للإحصاء.

