



الهيئة العامة للإحصاء
General Authority for Statistics

Economic Indicators Survey

2019
3rd. Quarter



Indicators



Contents:

Page	Contents
3	Introduction
4	Data Sources
4	Terms and concepts in the Economic Indicators Survey bulletin
5	Spatial and temporal Coverage
6	Used statistical classifications
7	Sample selection
7	Data collection tools
10	Data collection method
10	Preparation and revision of results
11	Data dissemination
12	Applied quality procedured
14	Users and benefits
15	Survey results





Introduction:

The General Authority for Statistics (GASTAT) conducts many short-term surveys that meet the needs of clients and reflect the size of the Saudi economy and its seasonal

changes. The economic indicators are one of the economic statistics and data that are used in the short term in measuring the performance of different sectors of the economy to assess the economic situation and know the strengths and weaknesses of the economy.

Therefore, the economic indicators survey implemented by GASTAT on a quarterly basis is important because it provides short-term indicators that reflect the most important seasonal changes to the economy, such as, the number of workers by sex and nationality, compensation paid to them, the operating expenses as well as the operating revenue.

The Economic Indicators Survey is a periodic study that focuses on the characteristics and components of operating institutions practicing an economic activity or several economic activities in the public, private and non-profit sectors in all regions of Saudi Arabia. The implementation of the economic indicators survey is an extension of a series of surveys carried out by GASTAT on a regular basis. The first survey was carried out in 2016.

GASTAT expresses its thanks and appreciation to all the partners and clients from the concerned entities for their cooperation in the completion of this bulletin and also expresses its gratitude to the owners of the establishments for their response to the survey questionnaire. GASTAT hopes that everyone will provide their suggestions and comments on this bulletin at the e-mail (info@stats.gov.sa). This will improve the content of the bulletin and further develop the upcoming bulletins.

General Authority for Statistics





Sources of data in the Economic Indicators Survey

The bulletin of the Economic Indicators Survey is based on the Economic Indicators Survey, a field survey conducted by the General Authority for Statistics on a quarterly basis. It is classified under (Economic Statistics). The information in this bulletin is collected by visiting a representative sample of economic establishments in all administrative regions in Saudi Arabia. Then, an electronic questionnaire containing a number of questions is completed, through which estimates and indicators related to the survey of economic indicators are provided.

Objectives

- 1- The extraction data provides the key indicators of the national economic structure as well as the contribution of the private sector to the domestic product.
- 2- Providing data on all economic activities to prepare the indicators that help in identifying the growth rates of each economic activity.
- 3- Updating the series of economic data of each economic activity.
- 4- Understanding the capacity of each economic activity in terms of the size of workers
- 5- Identifying the change in remunerations paid to workers, as well as other expenses according to the various economic activities
- 6- Knowing the amount of revenues of each economic activity.
- 7- Providing the needed statistical data and information on all economic activities for government bodies and agencies as well as researchers.
- 8- Meeting the requirements needed the national accounts structure in accordance with the latest internationally adopted systems.
- 9- Measuring the participation of each economic activity in the economic development process.
- 10- Using such data for local, regional and international comparisons and in conducting studies and analyzes.
- 11- Providing the most important seasonal economic variables that occur in economic activities.



Terms and concepts in the Economic Indicators Survey

bulletin:

3.1 Establishment workers

All individuals (Saudis and non-Saudis) who already work for the establishment with or without pay, as well as the owners, their affiliates and users, whether they are full-timers or part-timers, permanently or temporarily employed, males or females, whether they are paid on a daily, weekly or monthly basis. Workers also include joint-stock companies, chairman of the board of directors and its members, as well as workers on paid vacations.

3.2 Workers Remunerations:

All amounts from wages, salaries, benefits in-kind and social contributions due to workers during the accounting period in return for work performed, whether cash or in-kind before any deductions such as social insurance, taxes and similar deductions.



3.3 Operating expenses:

The goods and services, whether purchased in the same year or taken from stocks purchased in previous years, that were actually consumed by the establishment throughout the fiscal year to carry out the economic activity.

3.4 Operating revenues:

Cash revenues earned by an establishment as a result of practicing its main activity or other secondary activities, such as the sale and marketing of its products, providing services for consumers, or trading in goods in general. The operating revenues also include daily returns received in consideration of operations and other operating revenues that are not related to the main economic activity of the establishment but other secondary activities, such as revenues of industrial services and secondary activities, as well as revenues of selling production wastes and renting buildings, non-agricultural plots and machinery....etc. It also includes any other operating revenues, and the types of such revenues must be identified.

3.5. Indicators

The Economic Indicators were calculated according to the following formulas:

Indicator	Description
Number of Saudi male workers	The total number of Saudi male workers in the target quarter
Number of non-Saudi male workers	The total number of non-Saudi male workers in the target quarter
Number of Saudi female workers	The total number of Saudi female workers in the target quarter
Number of non-Saudi female workers	The total number of non-Saudi female workers in the target quarter
Workers remunerations	The total financial dues paid to the worker from salaries, benefits and other payments in the target quarter
Average remunerations	Total workers remunerations ÷ total number of workers
Operating expenses	All the expenditure of the institution as a result of practicing its economic activity in the target quarter
Operating revenues	All revenues of the institution earned as a result of practicing its main activity or other secondary economic activities in the target quarter.
productivity rate	Total number of workers ÷ total operating revenues





Coverage

1.1. Spatial coverage

The Survey of Economic Indicators covers all 13 administrative regions of Saudi Arabia. The survey covers the following areas: (Riyadh, Makkah, Madinah, Qassim, Eastern Region, Asir, Tabuk, Hail, Northern border, Jazan, Najran, Al-Baha and Al-Jouf). Greater importance was given to cities as they comprise about 84% of the total establishments in Saudi Arabia and employ about 91% of the total workers in Saudi Arabia. This was done by visiting a sample of economic establishments in each region which is chosen in a scientific way to be a representative sample of all economic establishments in the region.

1.2. Temporal coverage

The survey is conducted during the period of time specified to visit the establishments falling under the targeted survey sample to complete the survey questionnaire data. The survey data are usually assigned to the quarter preceding the implementation.

Used statistical classifications

The data of the bulletin is based on the National Classification for the economic Activities (ISIC4)

Sample selection

The survey sample was selected by identifying (5,000) establishments that carry out the targeted economic activities as a representative of the survey community at the level of Saudi Arabia and distributed on all 13 regions of the Kingdom of Saudi Arabia.

Sample units in the Economic Indicators Survey

The primary sample unit is the enumeration areas, which are the sample units that were taken in the first stage from the sample design. The (establishment) is the secondary and final sample unit, which are sample units that were taken in the second stage of the sample design, and each secondary sample unit is considered a part of the primary sample unit.





Tools of data collection:

The survey questionnaire was prepared and designed by business statistics specialists in the General Authority for Statistics (GASTAT). When designing the questionnaire, the international recommendations and standards were taken into consideration. The questionnaire was presented to specialists and experts during their visit to the Authority and to the relevant bodies as well to consider their feedback and observations. The questions were formed in a specified scientific way in order to unify questions asked by researchers.

The questionnaire was divided into six sections based on the subject to increase the efficiency of the questionnaire in achieving the technical specifications of the fieldwork stage		
Economic Activity	Average number of workers	Workers remunerations
Operating Expenses	Operating revenues	Changes in fixed assets
Full questionnaire can be viewed and downloaded from GASTAT's official website https://www.stats.gov.sa/ar/888		

After the questionnaire is approved, it was transformed into an electronic questionnaire that can be handled through the developed data collection system by using the tablet devices, which allows the following:

- 12- Reviewing the field researcher work zone (survey sample)
- 13- Reaching to the sample (establishment) by using the map in the tablet
- 14- Completing the data in high quality by using data auditing and navigation rules (to discover errors of inputs and non-logical inputs electronically when completing the data)
- 15- Communication between the supervisory categories through sending and receiving the notes with the field researcher.





Data collection method:

- Candidates working as field researchers, who visited the establishments to collect the data of the Economic Indicators Survey, were selected according to a number of practical and objective criteria related to the nature of work, such as:
 - ❖ Educational level
 - ❖ Experience in fieldwork
 - ❖ Personal traits, such as good conduct, medically and psychologically fit with no Sensory impairment.
 - ❖ The candidate must pass the training program of the Economic Indicators Survey.
 - ❖ Not less than 20 years old.
- All candidates (GASTAT staff and collaborators from some government entities) have been prepared through special training programs.
- The direct contact approach with the establishment in the process of completing the survey questionnaire and data collection was adopted. The field researcher visited the establishments within the sample of the survey after reaching them using the coordinates in the tablet and the guide maps. He also identified himself and presented the official documents proving his statistical identity. In addition, he explained the purpose of his visit and provided an overview of the survey and its objectives. Furthermore, the researcher filled in the electronic questionnaire orally from the establishment owner or any person in charge of the establishment and knows its affairs .
- All field researchers used tablets to complete survey questionnaire data based on the time reference specified according to the rules of navigation between the sections and questions of the questionnaire.
- Field researchers in different regions of Saudi Arabia used the "synchronization" feature available on tablets to upload and transfer the establishment data directly to the database associated with it at the headquarters of GASTAT, where it is stored in a specific format for review and subsequent processing.
- The (Auditing rules) are applied electronically to ensure the consistency, accuracy and logic of the data on the Economic Indicators Survey questionnaire. This is done through an (electronic bases that detect the discrepancy of answers). These bases were built by linking the logical relationship between the answers of the questionnaire and its variables to help the field researcher to detect any error directly when completing data with the informant. These bases will not allow the passing of errors if the answer conflicts with another information or answer in the questionnaire.
- The data collected was verified by reviewing the data through the same field researcher, his inspector and the supervisor on the survey in the supervision area. All the work areas were subjected to a process of monitoring and reviewing from the data quality room at the headquarters of GASTAT. This room also monitors and controls the performance of all working groups in the field in synchronization with the time of the data collection implementation starting from the first day to the last day.





Preparation and revision of results:

After the revision of the collected data of the Economic Indicators Survey, the results were calculated and extracted. Then, all outputs were stored and uploaded to the database. After that, the final auditing was made by specialists in business Statistics through modern technologies and software designed for this purpose.

Data Dissemination:

First: Preparation of Results Designed for Publishing:

During this stage, GASTAT downloaded the results of the data from the database of the Economic Indicators survey. Then, the publication tables, Figures of data, indicators, metadata, and methodology were prepared in both languages English and Arabic.

Second: Preparation of Media materials and the announcement of bulletin release date:

After GASTAT published the release date of the bulletin on its official website in the beginning of the Gregorian calendar, it prepared media materials to announce its release through all media in addition to its various platforms on the social media sites. The announcement is made on the predetermined day of publishing. The publishing starts from the official website in different templates in the form of open data in Excel to ensure that it spreads and reaches all clients and those interested in the results of the Economic Indicators Survey, and to include it in the statistical library on the website .

Third: Communicating with clients and providing them with the bulletin:

GASTAT believes in the importance of communicating with the clients, therefore, once the bulletin of the Economic Indicators Survey is released, it immediately communicates with the clients and provides them with the report. It also receives questions and queries from clients about the report and its results through various communication channels where clients can request data. Requests and enquiries are received through:

- GASTAT official website www.stats.gov.sa
- GASTAT official e-mail info@stats.gov.sa
- Client support's email cs@stats.gov.sa
- Official visits to GASTAT's head office in Riyadh or to one of its branches in Saudi Arabia
- Official letters
- Statistical helpline(٩٢٠٠٢٠٠٨١)





Applied quality procedures :

The Economic Indicators Survey is subject to many technical quality procedures to guarantee the quality of data resulted from this survey. These procedures include:

1. Using the assessment of previous surveys to monitor the strengths and weaknesses in the implementation of the survey and improve the procedures of statistical data collection.
2. Training and testing researchers to guarantee data access in a way that conforms with the survey objectives .
3. Testing the electronic tools used to collect data to make sure that data are safe and protected during all survey stages .
4. Reducing the respondent burden by using proper statistical methods .
5. The obligation in publishing the results according to the predetermined publication dates.

In addition to this, there are a number of procedures performed in GASTAT's data quality room during the data collection field operations.



Data quality room:

An operations room that synchronously works with the field works of surveys. It is equipped with electronic monitoring tools and tracking screens used by observers and quality specialists to review the consistency of data and to detect errors and extreme values during the data collection process in the field. This is done by immediately following up what is being filled out by the field researcher. Moreover, this Room is responsible for checking the researchers commitment to the survey instructions during the visit, and the correctness and logicity of the data. It also ensures implementation of the visitation plan of households or establishments, and reviews some important indicators of the survey to ensure the data accuracy. The main tasks of the Data Quality Room are:

- Reviewing the collected data and sending notes to the field operating teams of different levels through an automated desktop system that is linked with the tablets of the researchers, so they can access the feedback quickly at their working locations.
- Making a phone call with the establishment in order to ask some questions from the questionnaire to check the accuracy of data completed by the researcher, and his commitment to the instructions during the visit. Also, to obtain the missing data that have not been received yet, and to thank the households' heads for their cooperation .
- Answering field inquiries received from field researchers or the person in charge of giving information about the establishment.
- Checking the questionnaire completion location by matching its coordinates with the registered ones in the sample file.



Users and benefits:

The Economic Indicators Survey benefits all sectors interested in tracking the economic changes in the economic activities in Saudi Arabia. The most important beneficiaries of the survey are the Ministry of Economy and Planning, the Ministry of Commerce, the Ministry of Labor and Social Development and the General Organization for Social Insurance (GOSI), as well as regional and international organizations, Academic researchers and investors. The results of the economic indicators survey are useful in identifying the short-term changes that have taken place in the Saudi economy and the growth rates of each economic activity. The data from the economic indicators survey also helps support the decision-makers and planners of the labour market in Saudi Arabia. Furthermore, the survey indicators help to understand the capacity of each economic activity in terms of the size of workers and measure the participation of each economic activity in the economic development process. These data are used for local, regional and international comparisons and in conducting studies and analyzes.

The details of the Economic Indicators Survey methodology can be viewed through
GASTAT's official website

<https://www.stats.gov.sa/ar/888>





Survey results

Table 1

جدول 1

عدد المنشآت حسب النشاط الاقتصادي خلال الربع الثالث ٢٠١٩
No. of establishments by economic activity, 3rd. Qrt. 2019

Economic activity	عدد المنشآت No. of establishments	النشاط الاقتصادي
1 Agriculture, forestry & fishing	82,694	1 الزراعة والحراجة وصيد الأسماك
2 Mining & quarrying	677	2 التعدين واستغلال المحاجر
3 Manufacturing	107,595	3 الصناعة التحويلية
4 Electricity, gas supply	795	4 توصيل الكهرباء والغاز
5 Water supply; sewerage activities	2,445	5 إمدادات الماء والصرف الصحي
6 Construction	32,402	6 التشييد
7 Wholesale & retail trade; repair of motor vehicles	470,115	7 تجارة الجملة والتجزئة
8 Transportation & storage	16,867	8 النقل والتخزين
9 Accommodation and food service	106,258	9 الإقامة والطعام
10 Information & communication	5,625	10 المعلومات والاتصالات
11 Financial & insurance	6,556	11 أنشطة المال والتأمين
12 Real estate activities	33,798	12 الأنشطة العقارية
13 Professional activities	12,704	13 الأنشطة المهنية
14 Administrative and support service	22,341	14 الخدمات الإدارية والدعم
15 Education	9,294	15 التعليم
16 Human health and social work	5,928	16 الصحة والعمل الاجتماعي
17 Arts, entertainment & recreation	2,603	17 الفنون والترفيه
18 Other service	78,419	18 الخدمات الأخرى
Total	997,116	الجملة

Source -GASStat

المصدر - الهيئة العامة للإحصاء

No. of establishments by economic activity, 3rd. Qrt. 2019

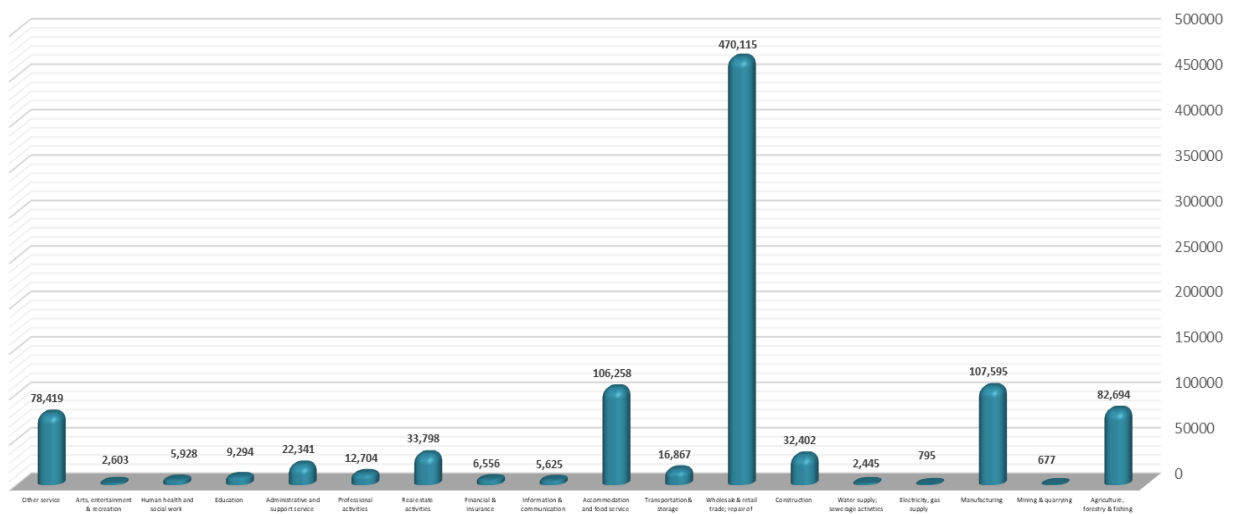




Table 2

جدول ٢

عدد المشتغلين في القطاع الخاص والقطاع العام حسب الجنس خلال الربع الثالث ٢٠١٩ Number of Employees in Private Sector and Public Sector by gender , 3rd. Qrt. 2019

Sector	السعوديون _ Saudi			الغير سعوديين _ Non Saudi			إجمالي المشتغلين _ Total Employees			القطاع	
	ذكور Male	اناث Female	الجملة Total	ذكور Male	اناث Female	الجملة Total	ذكور Male	اناث Female	الجملة Total		
1 Private Sector	1,131,730	539,580	1,671,310	6,296,806	223,677	6,520,483	7,428,536	763,257	8,191,793	خاص	1
2 Public Sector	186,436	56,344	242,780	24,527	8,465	32,992	210,963	64,809	275,772	عام	2
Total	1,318,166	595,924	1,907,823	6,321,333	232,142	6,553,475	7,639,499	810,608	8,467,565	الجملة	

Source -GOSI

المصدر - المؤسسة العامة للإحصاءات الاجتماعية

Number of Employees in Private Sector and Public Sector by gender , 3rd. Qrt. 2019

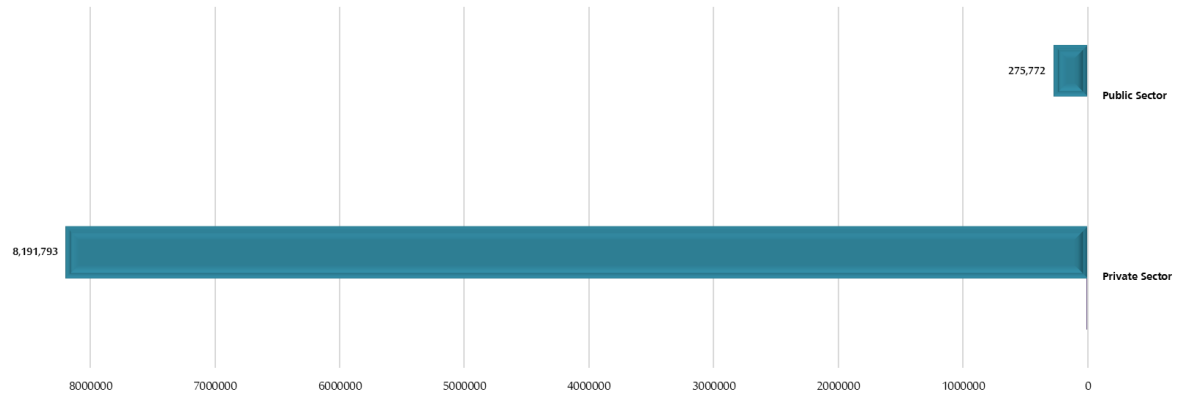




Table3

جدول ٣

عدد المشغلين في القطاع الخاص والقطاع العام حسب الجنس والجنسية والمنطقة الادارية خلال الربع الثالث ٢٠١٩
Number of Employees in Private Sector and Public Sector by gender, Nationality and Administrative Area , 3rd. Qrt. 2019

Administrative Area	السعوديون _ Saudi			الغير سعوديين _ Non Saudi			إجمالي المشغلين _ Total Employees			المنطقة الإدارية
	ذكور Male	اناث Female	الجملة Total	ذكور Male	اناث Female	الجملة Total	ذكور Male	اناث Female	الجملة Total	
1 Riyadh	526,386	272,596	798,982	2,480,331	124,552	2,604,883	3,006,717	397,148	3,403,865	1 الرياض
2 Makkah	266,163	146,827	412,990	1,410,125	41,719	1,451,844	1,676,288	188,546	1,864,834	2 مكة المكرمة
3 Madinah	43,867	19,429	63,296	222,921	6,228	229,149	266,788	25,657	292,445	3 المدينة المنورة
4 Qassim	31,119	14,065	45,184	245,328	6,860	252,188	276,447	20,925	297,372	4 القصيم
5 Easte. Prov.	350,883	99,522	450,405	1,306,129	36,019	1,342,148	1,657,012	135,541	1,792,553	5 المنطقة الشرقية
6 Asir	38,210	13,022	51,232	212,202	7,751	219,953	250,412	20,773	271,185	6 عسير
7 Tabuk	12,193	6,749	18,942	71,663	1,456	73,119	83,856	8,205	92,061	7 تبوك
8 Hail	9,576	6,052	15,628	80,473	2,196	82,669	90,049	8,248	98,297	8 حائل
9 .North.Bord	4,138	1,871	6,009	30,020	509	30,529	34,158	2,380	36,538	9 الحدود الشمالية
10 Jazan	12,290	7,035	19,325	96,781	1,882	98,663	109,071	8,917	117,988	10 جازان
11 Najran	11,042	4,861	15,903	89,062	1,618	90,680	100,104	6,479	106,583	11 نجران
12 AL - Baha	5,849	1,616	7,465	31,431	516	31,947	37,280	2,132	39,412	12 الباحة
13 AL - Jouf	6,450	2,279	8,729	44,867	836	45,703	51,317	3,115	54,432	13 الجوف
Total	1,318,166	595,924	1,914,090	6,321,333	232,142	6,553,475	7,639,499	828,066	8,467,565	الجملة

Source -GOSI

المصدر - المؤسسة العامة للإحصاءات الإقتصادية

Number of Employees by Administrative Region, 3rd. Qrt. 2019

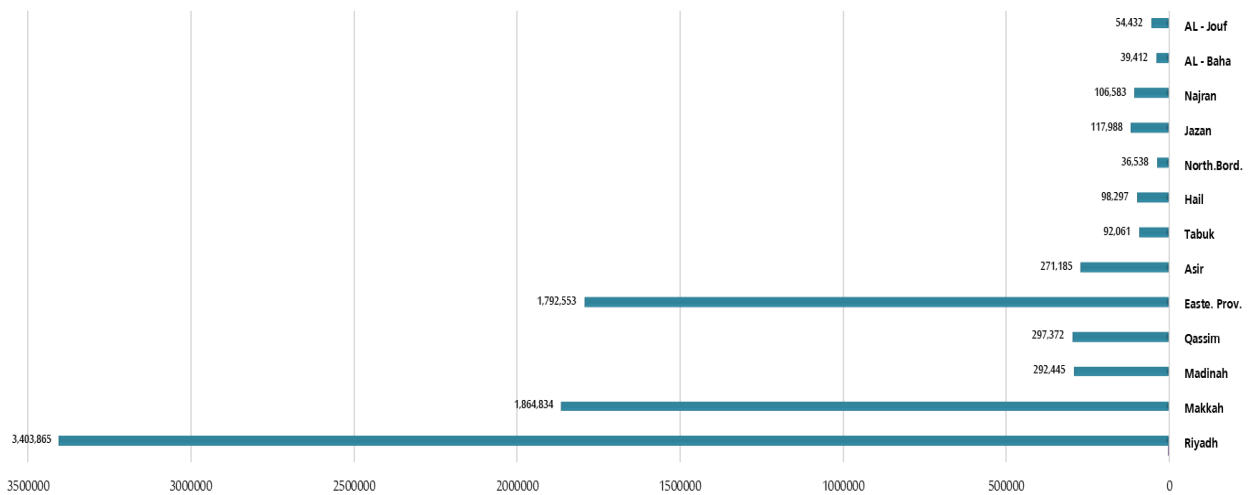




Table4

جدول ٤

عدد المشتغلين في القطاع الخاص والقطاع العام حسب فئات العمر، والجنس والجنسية خلال الربع الثالث ٢٠١٩
Number of Employees in Private Sector and Public Sector by gender, Nationality and Age group, 3rd. Qrt. 2019

Age group	Saudi _ السعوديون			Non Saudi _ الغير سعوديين			Total Employees _ إجمالي المشتغلين			الفئات العمرية
	ذكور Male	إناث Female	الجملة Total	ذكور Male	إناث Female	الجملة Total	ذكور Male	إناث Female	الجملة Total	
1 15-19	36,964	10,682	47,646	599	137	736	37,563	10,819	48,382	15-19
2 20-24	231,425	74,009	305,434	141,150	5,897	147,047	372,575	79,906	452,481	20-24
3 25-29	303,577	146,976	450,553	878,467	35,425	913,892	1,182,044	182,401	1,364,445	25-29
4 30-34	250,380	127,752	378,132	1,309,670	54,600	1,364,270	1,560,050	182,352	1,742,402	30-34
5 35-39	183,233	89,996	273,229	1,208,394	50,603	1,258,997	1,391,627	140,599	1,532,226	35-39
6 40-44	116,849	54,840	171,689	960,256	37,799	998,055	1,077,105	92,639	1,169,744	40-44
7 45-49	71,937	35,869	107,806	671,666	22,129	693,795	743,603	57,998	801,601	45-49
8 50-54	57,041	27,523	84,564	521,948	12,452	534,400	578,989	39,975	618,964	50-54
9 55-59	43,224	18,139	61,363	325,422	6,864	332,286	368,646	25,003	393,649	55-59
10 64-60	14,607	7,249	21,856	185,294	4,021	189,315	199,901	11,270	211,171	64-60
11 65+	8,929	2,889	11,818	118,467	2,215	120,682	127,396	5,104	132,500	65+
Total	1,318,166	595,924	1,914,090	6,321,333	232,142	6,553,475	7,639,499	828,066	8,467,565	الجملة

Source -GOSI

المصدر - المؤسسة العامة للإحصاء



Number of Employees by Age group, 3rd. Qrt. 2019

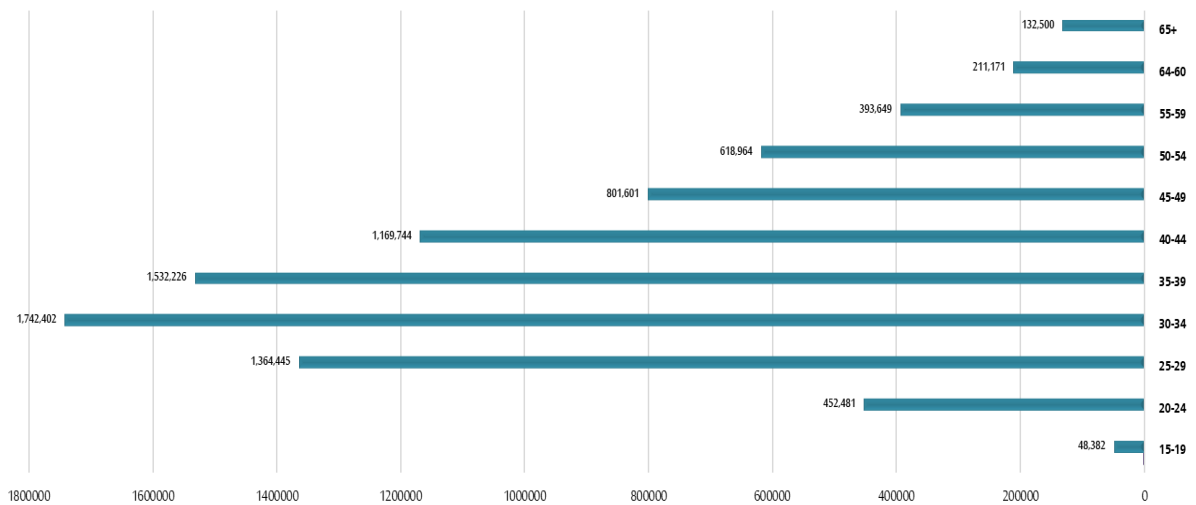




Table5

جدول 5

عدد المشغلين في القطاع الخاص والقطاع العام حسب المجموعات الرئيسية للمهنة، الجنس والجنسية خلال الربع الثالث ٢٠١٩
Number of Employees in Private Sector and Public Sector by gender, Nationality and Occupation group, 3rd. Qrt. 2019

Occupation group	السعوديون _ Saudi			الغير سعوديين _ Non Saudi			إجمالي المشغلين _ Total Employees			المهنة
	ذكور	إناث	الجملة	ذكور	إناث	الجملة	ذكور	إناث	الجملة	
	Male	Female	Total	Male	Female	Total	Male	Female	Total	
1 Specialists in scientific, technical and	122,630	59,235	181,865	238,922	22,701	261,623	361,552	81,936	443,488	1 الاختصاصيون في المواضيع العلمية والفنية والإنسانية
2 Technicians in scientific, technical and	135,135	74,984	210,119	366,320	53,980	420,300	501,455	128,964	630,419	2 الفنيون في المواضيع العلمية والفنية والإنسانية
3 Clerical occupations	287,669	206,208	493,877	55,982	6,836	62,818	343,651	213,044	556,695	3 المهن الكتابية
4 Basic engineering professions	185,138	31,893	217,031	1,645,971	2,207	1,648,178	1,831,109	34,100	1,865,209	4 المهن الهندسية الأساسية المساعدة
5 Managers and business managers	110,771	41,300	152,071	56,593	1,864	58,457	167,364	43,164	210,528	5 المديرين ومدبرو الأعمال
6 Sales occupations	138,903	124,152	263,055	236,948	6,264	243,212	375,851	130,416	506,267	6 مهن البيع
7 Service occupations	275,890	50,521	326,411	2,966,929	125,206	3,092,135	3,242,819	175,727	3,418,546	7 مهن الخدمات
8 Agriculture, hunting and animal husbandry	3,581	499	4,080	66,869	74	66,943	70,450	573	71,023	8 مهن الزراعة والصيد وتربية الحيوان والطيور
9 Industrial/chemical processes and food	25,192	5,897	31,089	127,928	4,376	132,304	153,120	10,273	163,393	9 مهن العمليات الصناعية والكيميائية والصناعات الغذائية
10 Other occupations	33,257	1,235	34,492	558,871	8,634	567,505	592,128	9,869	601,997	10 مهن أخرى
Total	1,318,166	595,924	1,914,090	6,321,333	232,142	6,553,475	7,639,499	828,066	8,467,565	الجملة

Source - GOSI

المصدر - المؤسسة العامة للتأمينات الاجتماعية



Number of Employees by Nationality and Occupation group, 3rd. Qrt. 2019

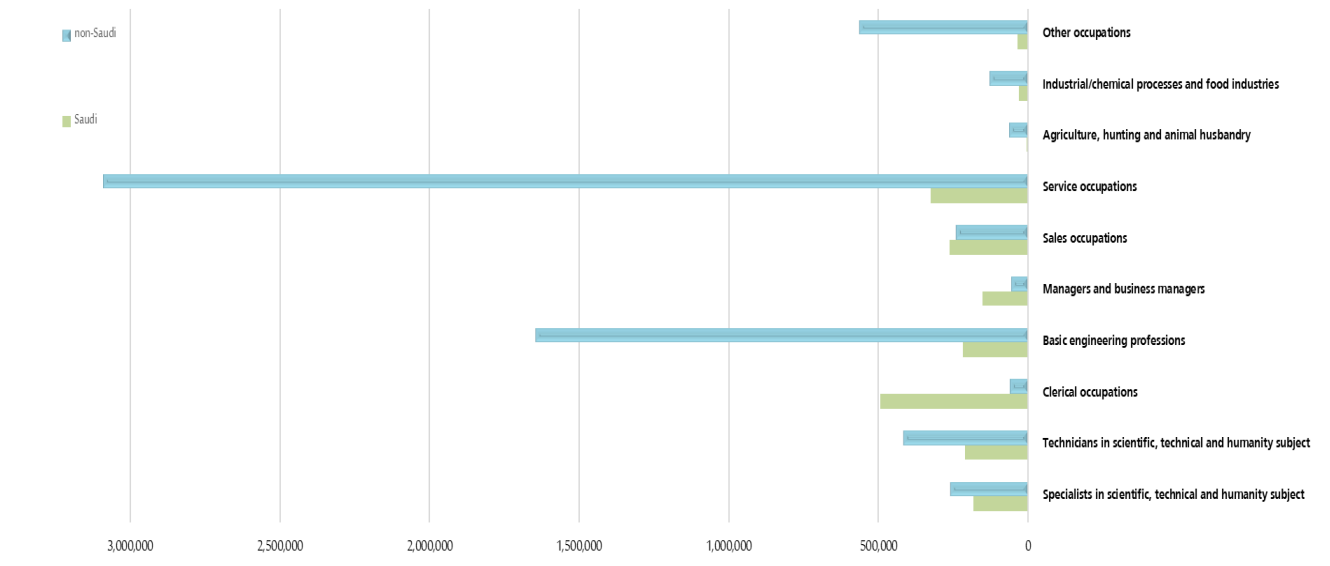




Table6

جدول ٦

عدد المشتغلين في القطاع الخاص والقطاع العام حسب أقسام المهن الرئيسية والمناطق الإدارية خلال الربع الثالث ٢٠١٩
Number of Employees in the private sector and public sector by Occupation group and Administrative Area, 3rd. Qrt. 2019

Administrative Area	التخصصات العلمية والفنية والإنسانية Specialists in scientific technical and humanity subject	الضيقون في المواضيع العلمية والفنية والإنسانية Technicians in scientific technical and humanity subject	المهن المكتبية Clerical occupations	المهن الهندسية الأساسية المساعدة Basic engineering professions	المديرون ومخبرو الأعمال Managers and business managers	مهن البيع Sales occupations	مهن الخدمات Service occupations	مهن الزراعة والصيد وتربية الجوان والطيور Agriculture hunting and animal husbandry	مهن العمليات الصناعية والكيميائية والصناعات الغذائية Industrial/chemical processes and food industries	مهن أخرى Other occupations	الجمالي Total	المنطقة الإدارية
1 Riyadh	649,984	198,619	242,239	92,967	285,468	227,449	1,370,979	25,115	261,952	49,093	3,403,865	الرياض 1
2 Makkah	350,356	99,412	138,272	56,658	94,393	153,395	801,630	10,314	128,665	31,739	1,864,834	مكة المكرمة 2
3 Madinah	60,226	13,270	22,661	7,316	20,914	13,445	126,972	3,373	16,809	7,459	292,445	المدينة المنورة 3
4 Qassim	80,688	10,610	13,191	5,444	27,525	11,161	126,321	4,583	12,228	5,621	297,372	القصيم 4
5 Easte. Prov.	501,559	97,802	171,339	33,962	84,979	69,611	667,974	12,198	102,116	51,013	1,792,553	المنطقة الشرقية 5
6 Asir	72,449	9,990	17,482	4,881	23,468	11,634	109,282	4,110	11,207	6,682	271,185	عسير 6
7 Tabuk	18,967	4,026	7,422	1,926	11,006	3,567	35,975	2,509	4,307	2,356	92,061	تبوك 7
8 Hail	24,394	3,256	5,032	1,802	14,207	3,039	36,342	3,337	4,482	2,406	98,297	حائل 8
9 North.Bord.	10,377	1,370	1,916	654	4,639	1,355	13,577	152	1,442	1,056	36,538	الحدود الشمالية 9
10 Jazan	22,094	3,707	5,714	2,273	20,779	4,893	49,735	2,390	3,922	2,481	117,988	جازان 10
11 Najran	28,552	3,085	5,638	1,602	10,029	3,793	45,067	1,193	5,640	1,984	106,583	نجران 11
12 AL - Baha	10,893	1,096	1,946	884	2,937	1,741	17,067	418	1,280	1,150	39,412	الباحة 12
13 AL - Jouf	13,890	1,868	3,996	871	6,464	2,613	20,260	1,588	1,323	1,559	54,432	الجوف 13
Total	1,844,429	448,111	636,848	211,240	606,808	507,696	3,421,181	71,280	555,373	164,599	8,467,565	الجملة



Number of Employees by Occupation group, 3rd. Qrt. 2019

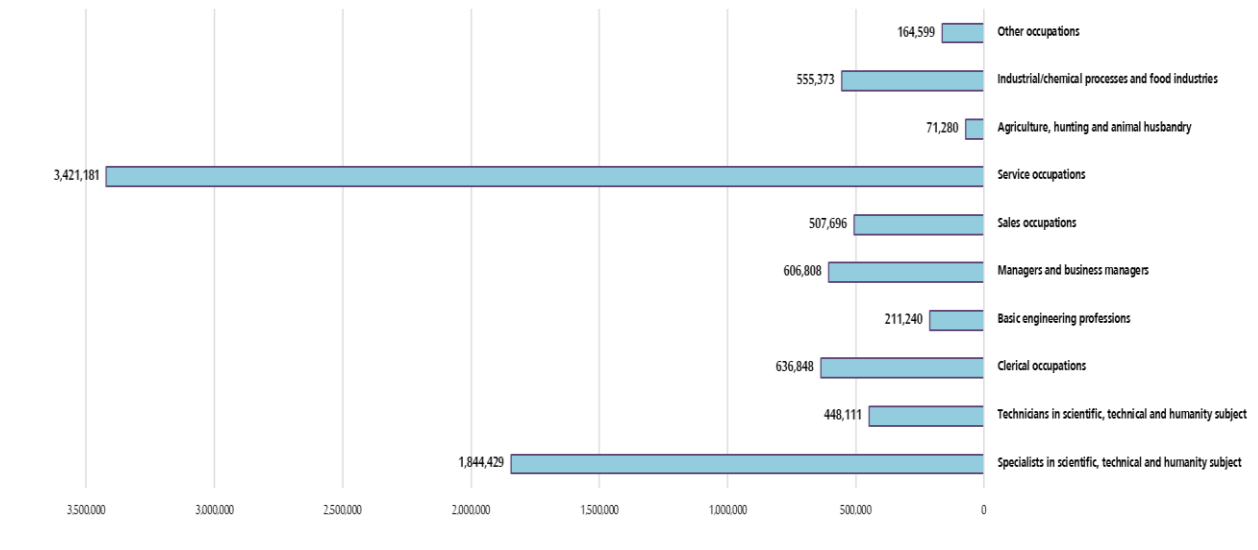




Table7

جدول ٧

عدد المشتغلين في القطاع الخاص والقطاع العام حسب أقسام المهن الرئيسية وفئات العمر خلال الربع الثالث ٢٠١٩
Number of Employees in the private sector and public sector by Occupation group and Age group, 3rd. Qrt. 2019

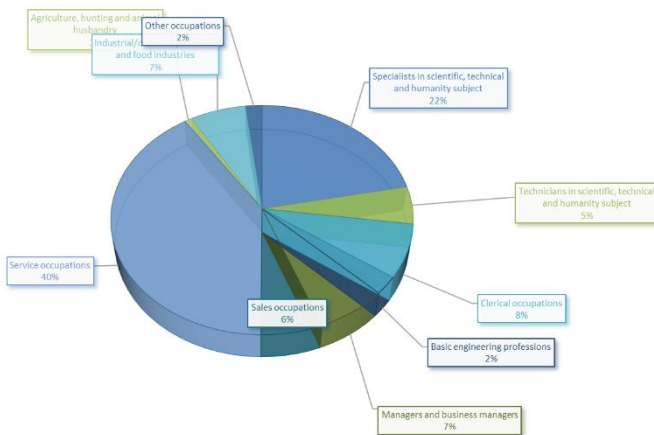
Age group	الاختصاصيون في المواضيع العلمية والفنية والإنسانية Specialists in scientific technical and humanity subject	الفنيون في المواضيع العلمية والفنية والإنسانية Technicians in scientific technical and humanity subject	المهن الكتابية Clerical occupations	المهن الهندسية الأساسية المساعدة Basic engineering professions	المديرين ومديرو الأعمال Managers and business managers	مهن البيع Sales occupations	مهن الخدمات Service occupations	مهن الزراعة والصيد وتربية الحيوان والطيور Agriculture, hunting and animal husbandry	مهن العمليات الصناعية والكيميائية والصناعات الغذائية Industrial/chemical processes and food industries	مهن أخرى Other occupations	الجمالي Total	فئات العمر
1 15-19	6,001	1,190	2,310	2,167	903	16,218	7,753	78	11,340	422	48,382	15-19 1
2 20-24	59,991	13,923	31,230	13,198	24,471	73,910	149,031	1,913	77,909	6,905	452,481	20-24 2
3 25-29	227,865	80,781	105,997	21,782	91,631	80,670	603,704	6,651	125,103	20,261	1,364,445	25-29 3
4 30-34	377,980	104,575	150,764	33,543	117,459	86,455	713,652	11,351	116,836	29,787	1,742,402	30-34 4
5 35-39	364,038	87,806	118,792	37,795	105,167	77,220	611,049	13,725	86,385	30,249	1,532,226	35-39 5
6 40-44	288,445	57,635	82,777	31,064	84,264	57,163	477,729	12,990	52,642	25,035	1,169,744	40-44 6
7 45-49	200,027	35,590	57,655	23,052	55,434	39,288	330,669	9,454	31,714	18,718	801,601	45-49 7
8 50-54	155,655	26,077	41,772	18,669	44,603	33,504	251,408	7,551	24,086	15,639	618,964	50-54 8
9 55-59	94,513	19,340	24,981	14,891	30,440	23,100	154,779	4,259	17,164	10,182	393,649	55-59 9
10 64-60	48,746	12,337	13,695	8,501	18,001	13,471	81,324	2,245	7,707	5,144	211,171	64-60 10
11 65+	25,141	9,607	7,823	6,731	16,084	8,812	50,201	1,156	4,415	2,530	132,500	65+ 11
Total	1,848,402	448,861	637,796	211,393	588,457	509,811	3,431,299	71,373	555,301	164,872	8,467,565	الجملة

Source: GOSI

المصدر: المؤسسة العامة للإحصاء



PERCENTAGE OF EMPLOYEES IN THE PRIVATE SECTOR BY OCCUPATION



PERCENTAGE OF EMPLOYEES IN THE PRIVATE SECTOR BY AGE GROUP

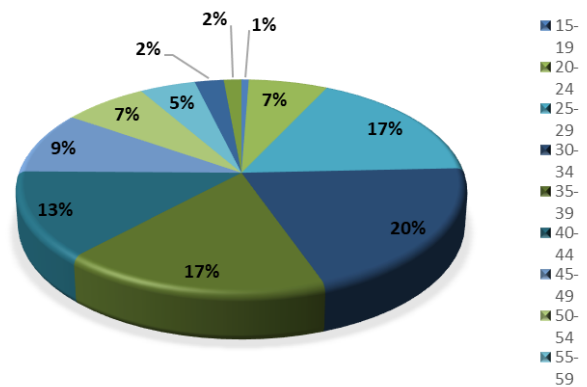




Table 8

جدول ٨

عدد المشتغلين في القطاع الخاص والقطاع العام حسب الجنس والجنسية والنشاط الاقتصادي خلال الربع الثالث ٢٠١٩
Number of Employees in Private Sector and Public Sector by gender, Nationality and establishment 's economic activity, 3rd. Qrt. 2019

economic activity	السعوديون _ Saudi			الغير سعوديين _ Non Saudi			إجمالي المشتغلين _ Total Employees			النشاط الاقتصادي
	ذكور Male	إناث Female	الجملة Total	ذكور Male	إناث Female	الجملة Total	ذكور Male	إناث Female	الجملة Total	
1 Agriculture, forestry and fishing	11,442	3,289	14,731	69,552	186	69,738	80,994	3,475	84,469	1 الزراعة والحراجة وصيد الأسماك
2 Mining and quarrying	107,700	4,953	112,653	68,038	897	68,935	175,738	5,850	181,588	2 التعدين واستغلال المحاجر
3 Manufacturing	140,103	52,702	192,805	621,925	15,857	637,782	762,028	68,559	830,587	3 الصناعة التحويلية
4 Electricity, gas supply	40,412	2,071	42,483	48,722	73	48,795	89,134	2,144	91,278	4 توصيل الكهرباء والغاز
5 Water supply; sewerage activities	3,444	793	4,237	12,608	25	12,633	16,052	818	16,870	5 إمدادات الماء والصرف الصحي
6 Construction	199,940	85,893	285,833	2,007,557	14,949	2,022,506	2,207,497	100,842	2,308,339	6 التشييد
7 Wholesale and retail trade	264,855	161,872	426,727	1,511,782	26,554	1,538,336	1,776,637	188,426	1,965,063	7 تجارة الجملة والتجزئة
8 Transportation and storage	47,181	9,550	56,731	186,936	744	187,680	234,117	10,294	244,411	8 النقل والتخزين
9 Accommodation and food service	45,894	29,110	75,004	323,483	2,647	326,130	369,377	31,757	401,134	9 الإقامة والطعام
10 Information and communication	28,729	6,838	35,567	34,728	479	35,207	63,457	7,317	70,774	10 المعلومات والاتصالات
11 Financial and insurance activities	49,181	11,628	60,809	12,422	357	12,779	61,603	11,985	73,588	11 أنشطة المال والتأمين
12 Real estate activities	7,294	2,932	10,226	24,952	224	25,176	32,246	3,156	35,402	12 الأنشطة العقارية
13 Professional activities	25,527	12,720	38,247	101,362	1,612	102,974	126,889	14,332	141,221	13 الأنشطة المهنية
14 Administrative and support service	79,409	34,363	113,772	867,310	76,423	943,733	946,719	110,786	1,057,505	14 الخدمات الإدارية والدعم
15 Public administration and defence	118,630	34,065	152,695	39,953	5,540	45,493	158,583	39,605	198,188	15 الإدارة العامة والدفاع
16 Education	29,875	51,460	81,335	55,984	9,409	65,393	85,859	60,869	146,728	16 التعليم
17 Human health and social work	90,620	71,440	162,060	115,505	63,300	178,805	206,125	134,740	340,865	17 الصحة والعمل الاجتماعي
18 Arts, entertainment & recreation	3,126	3,152	6,278	17,018	563	17,581	20,144	3,715	23,859	18 الفنون والترفيه
19 Other service activities	22,852	16,494	39,346	164,211	12,192	176,403	187,063	28,686	215,749	19 الخدمات الأخرى
20 Organizations and bodies	660	194	854	196	20	216	856	214	1,070	20 المنظمات والهيئات
21 other	1,292	405	1,697	37,089	91	37,180	38,381	496	38,877	21 أخرى
Total	1,318,166	595,924	1,914,090	6,321,333	232,142	6,553,475	7,639,499	828,066	8,467,565	الجملة

Source - GOSI

المصدر - المؤسسة العامة للتأمينات الاجتماعية



Number of Employees by economic activity, 3rd. Qrt. 2019

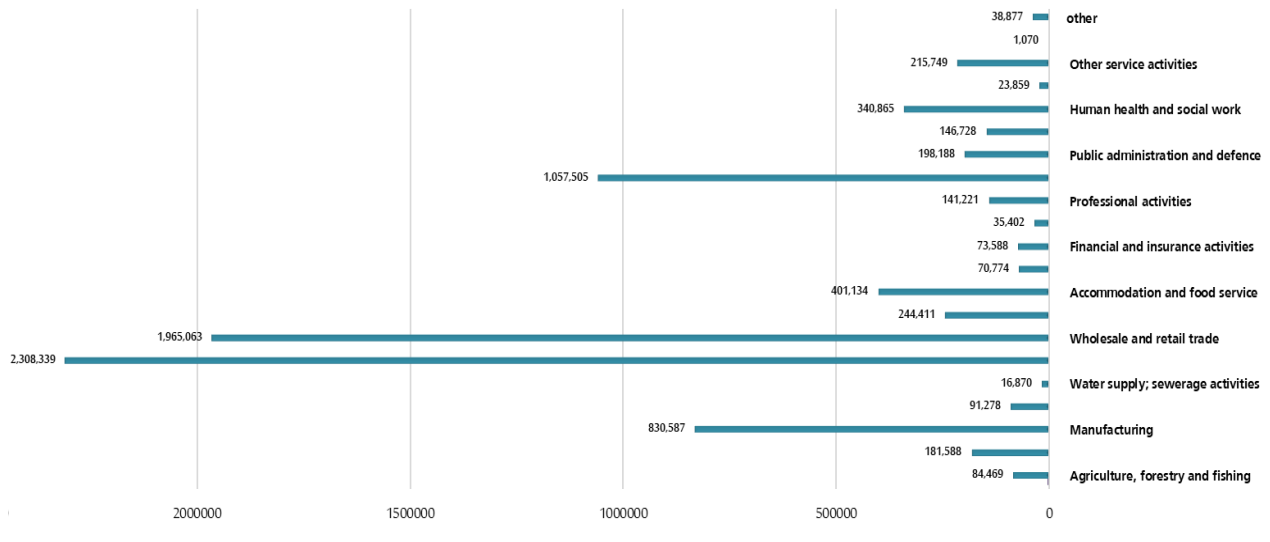




Table9

جدول ٩

عدد المشتغلين في القطاع الخاص والقطاع العام حسب المنطقة الإدارية والنشاط الاقتصادي خلال الربع الثالث ٢٠١٩

Number of Employees in Private Sector and Public Sector by Administrative Area and establishment's economic activity, 3rd. Qrt. 2019

economic activity	الرياض Riyadh	مكة المكرمة Makkah	المدينة المنورة Madinah	القصيم Qassim	المنطقة الشرقية Easte. Prov.	عسير Asir	تبوك Tabuk	حائل Hail	الحدود الشمالية North Bord.	جازان Jazan	نجران Najran	الباحة AL - Baha	الجوف AL - Jouf	الإجمالي Total	النشاط الاقتصادي
1 Agriculture, forestry and	36,994	11,502	1,999	11,310	7,153	982	3,387	6,965	114	913	791	113	2,246	84,469	1 الزراعة والحراة وصيد الأسماك
2 Mining and quarrying	8,837	13,467	2,408	457	152,574	1,393	103	259	865	518	488	157	62	181,588	2 التعدين واستغلال المحاجر
3 Manufacturing	280,294	206,721	35,186	26,454	206,204	24,725	9,482	9,107	3,430	14,745	5,795	3,301	5,143	830,587	3 الصناعة التحويلية
4 Electricity, gas supply	47,219	19,246	545	134	18,208	5,305	63	312	26	128	48	4	40	91,278	4 توصيل الكهرباء والغاز
5 Water supply; sewerage	5,449	4,610	958	128	3,881	971	106	288	39	217	102	77	44	16,870	5 إمدادات الماء والصرف الصحي
6 Construction	700,907	510,869	83,121	129,925	609,162	99,029	24,740	40,309	13,837	25,998	46,957	8,732	14,753	2,308,339	6 التشييد
7 Wholesale and retail trade	840,620	527,030	64,287	54,368	307,813	50,634	16,196	14,749	6,234	35,561	21,041	15,915	10,615	1,965,063	7 تجارة الجملة والتجزئة
8 Transportation and	79,423	69,283	7,066	9,207	55,621	9,064	2,906	1,744	2,138	1,682	3,249	629	2,399	244,411	8 النقل والتخزين
9 Accommodation and	118,116	118,210	30,731	12,361	67,480	17,719	7,973	4,820	2,256	11,046	4,225	2,954	3,243	401,134	9 الإقامة والطعام
10 Information and	52,806	10,701	916	931	3,582	562	195	131	152	310	202	91	195	70,774	10 المعلومات والاتصالات
11 Financial and insurance	51,716	16,383	263	184	3,990	312	93	78	68	301	127	29	44	73,588	11 أنشطة المال والتأمين
12 Real estate activities	17,758	10,828	1,174	189	4,191	493	186	124	33	189	73	39	125	35,402	12 الأنشطة العقارية
13 Professional activities	73,460	22,901	2,941	2,705	29,936	2,682	719	1,012	1,064	587	594	1,399	1,221	141,221	13 الأنشطة المهنية
14 Administrative and	675,157	113,792	19,660	15,542	174,873	22,562	3,859	4,855	1,270	6,834	12,800	709	5,592	1,057,505	14 الخدمات الإدارية والدعم
15 Public administration and	93,865	37,744	2,004	8,803	26,921	10,193	4,662	2,187	1,172	4,368	3,099	1,588	1,582	198,188	15 الإدارة العامة والدفاع
16 Education	65,431	34,453	8,566	3,301	22,455	3,126	3,485	1,271	738	905	733	543	1,721	146,728	16 التعليم
17 Human health and social	129,479	83,539	18,953	13,169	56,549	11,921	7,762	5,303	931	5,682	3,348	1,632	2,597	340,865	17 الصحة والعمل الاجتماعي
18 Arts, entertainment &	8,313	6,773	1,233	663	3,416	1,002	460	342	257	538	524	141	197	23,859	18 الفنون والترفيه
19 Other service activities	98,586	40,313	9,037	6,020	34,509	6,860	4,753	3,634	1,645	4,942	2,002	1,236	2,212	215,749	19 الخدمات الأخرى
20 Organizations and bodies	938	22	4	9	23	0	0	0	0	66	4	4	0	1,070	20 المنظمات والهيئات
21 other	18,497	6,447	1,393	1,512	4,012	1,650	931	807	269	2,458	381	119	401	38,877	21 أخرى
Total	3,403,865	1,864,834	292,445	297,372	1,792,553	271,185	92,061	98,297	36,538	117,988	106,583	39,412	54,482	8,467,565	الجملة

Source: GSI

المصدر - المؤسسة العامة للإحصاء



Table10

جدول ١٠

عدد المشتغلين في القطاع الخاص والقطاع العام حسب الفئة العمرية والنشاط الاقتصادي خلال الربع الثالث ٢٠١٩

Number of Employees in Private Sector and Public Sector by Age group and establishment's economic activity, 3rd. Qrt. 2019

economic activity	15-19	20-24	25-29	30-34	35-39	40-44	45-49	50-54	55-59	64-60	65+	الإجمالي	النشاط الاقتصادي
1 Agriculture, forestry and	281	3,559	12,069	16,682	15,426	12,273	8,907	7,123	4,423	2,368	1,358	84,469	1 الزراعة والحراة وصيد الأسماك
2 Mining and quarrying	1,229	17,815	35,016	35,137	27,551	22,138	16,147	13,307	8,961	3,263	1,024	181,588	2 التعدين واستغلال المحاجر
3 Manufacturing	4,820	42,035	120,072	158,726	147,360	117,889	86,815	70,230	45,015	23,830	13,795	830,587	3 الصناعة التحويلية
4 Electricity, gas supply	187	4,847	18,809	21,524	16,793	11,446	7,901	5,136	3,086	1,045	504	91,278	4 توصيل الكهرباء والغاز
5 Water supply; sewerage	99	942	2,543	3,329	3,176	2,509	1,685	1,228	750	399	210	16,870	5 إمدادات الماء والصرف الصحي
6 Construction	11,920	111,328	343,928	468,435	427,979	333,368	230,041	178,192	108,775	57,840	36,533	2,308,339	6 التشييد
7 Wholesale and retail trade	16,253	114,357	285,205	382,742	343,767	269,825	190,464	155,737	103,915	60,876	41,922	1,965,063	7 تجارة الجملة والتجزئة
8 Transportation and storage	1,109	10,195	33,605	49,487	45,792	35,654	24,947	20,133	13,003	6,791	3,695	244,411	8 النقل والتخزين
9 Accommodation and food	3,896	30,351	77,956	82,917	66,331	50,325	33,678	26,096	16,659	8,257	4,668	401,134	9 الإقامة والطعام
10 Information and	341	3,870	11,502	14,026	13,786	10,767	7,867	4,501	2,279	1,131	704	70,774	10 المعلومات والاتصالات
11 Financial and insurance	61	2,241	16,157	19,798	15,162	8,934	5,229	3,147	1,658	766	435	73,588	11 أنشطة المال والتأمين
12 Real estate activities	206	1,605	4,967	6,932	6,502	5,098	3,491	2,850	1,838	1,128	785	35,402	12 الأنشطة العقارية
13 Professional activities	738	7,469	22,669	29,853	26,401	19,239	12,448	9,237	6,179	4,057	2,931	141,221	13 الأنشطة المهنية
14 Administrative and support	3,750	57,881	203,684	235,002	202,232	145,804	88,129	58,803	34,531	17,422	10,267	1,057,505	14 الخدمات الإدارية والدعم
15 Public administration and	383	6,943	38,558	48,285	36,990	24,965	15,806	12,073	8,978	3,468	1,739	198,188	15 الإدارة العامة والدفاع
16 Education	264	6,748	26,365	30,027	24,712	18,438	14,513	10,896	7,902	4,118	2,745	146,728	16 التعليم
17 Human health and social	1,146	14,387	65,646	84,575	62,504	41,443	27,404	19,013	12,178	7,473	5,096	340,865	17 الصحة والعمل الاجتماعي
18 Arts, entertainment &	242	1,718	4,231	4,813	4,039	2,936	1,991	1,729	1,094	639	427	23,859	18 الفنون والترفيه
19 Other service activities	1,338	12,513	35,088	42,050	38,319	30,759	20,374	16,502	10,445	5,258	3,103	215,749	19 الخدمات الأخرى
20 Organizations and bodies	1	27	249	292	223	128	61	25	32	19	13	1,070	20 المنظمات والهيئات
21 other	118	1,650	6,126	7,770	7,181	5,806	3,703	3,006	1,948	1,023	546	38,877	21 أخرى
Total	48,382	452,481	1,364,445	1,742,402	1,532,226	1,169,744	801,601	618,964	393,649	211,171	132,500	8,467,565	الجملة

Source: GSI

المصدر - المؤسسة العامة للإحصاء



Table11

جدول 11

المشتغلون في القطاع الخاص حسب الكيان القانوني والجنس والجنسية في الربع الثالث ٢٠١٩
Number of Employees in Private Sector and Public Sector by gender, Nationality and establishment's legal entity, 3rd. Qrt. 2019

establishment's legal entity	السعوديون _ Saudi			الغير سعوديين _ Non-Saudi			إجمالي المشتغلين _ Total Employees			الكيان القانوني
	ذكور Male	إناث Female	الجملة Total	ذكور Male	إناث Female	الجملة Total	ذكور Male	إناث Female	الجملة Total	
1 Private	276,880	238,079	514,959	3,211,713	61,793	3,273,506	3,488,593	299,872	3,788,465	1 منشأة فردية
2 Stock Share	259,655	42,602	302,257	517,094	82,641	599,735	776,749	125,243	901,992	2 منشأة مساهمة
3 Limited Liability	540,272	236,264	776,536	2,332,422	74,045	2,406,467	2,872,694	310,309	3,183,003	3 منشأة محدودة
4 Partnership	31,165	9,946	41,111	137,768	2,079	139,847	168,933	12,025	180,958	4 منشأة تضامن
5 Limited Partnership	11,510	3,756	15,266	78,584	539	79,123	90,094	4,295	94,389	5 منشأة توصية
6 Society	9,712	7,972	17,684	13,792	1,759	15,551	23,504	9,731	33,235	6 جمعية
7 Vocational	1,310	378	1,688	2,789	35	2,824	4,099	413	4,512	7 منشأة مهنية
8 Organization regional	1,226	583	1,809	2,644	786	3,430	3,870	1,369	5,239	8 منظمة/ هيئة
Total	1,131,730	539,580	1,671,310	6,296,806	223,677	6,520,483	7,428,536	763,257	8,191,793	الجملة

Source -GOSI

مصدر - المؤسسة العامة للإحصاء

Number of Employees by gender, Nationality and establishment's legal entity, 3rd. Qrt. 2019

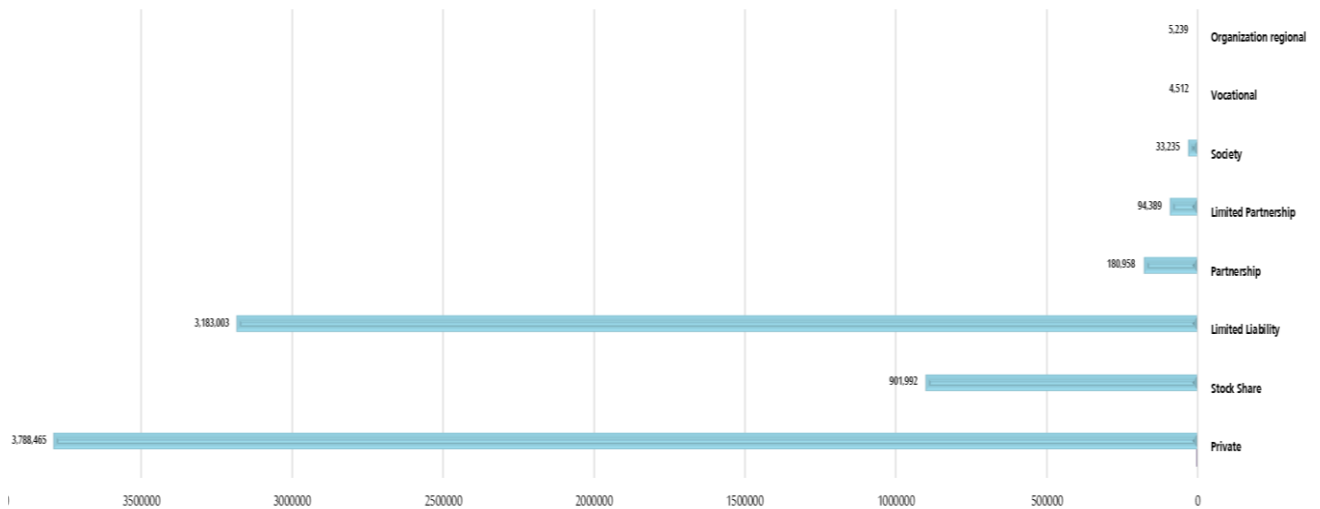




Table12

جدول ١٢

المشتغلون في القطاع الخاص حسب دمج المنشأة والجنس والجنسية في الربع الثالث ٢٠١٩
Number of Employees in Private Sector and Public Sector by gender, Nationality and establishment's Size , 3rd. Qrt. 2019

establishment's Size	السعوديون _ Saudi			الغير سعوديين _ Non- Saudi			إجمالي المشتغلين _ Total Employees			حجم المنشأة	
	ذكور Male	اناث Female	الجملة Total	ذكور Male	اناث Female	الجملة Total	ذكور Male	اناث Female	الجملة Total		
1 Micro	143,441	124,361	267,802	1,864,720	30,402	1,895,122	2,008,161	154,763	2,162,924	متناهية	1
2 Small	196,762	151,370	348,132	1,437,352	34,269	1,471,621	1,634,114	185,639	1,819,753	صغيرة	2
3 Medium	228,880	127,311	356,191	1,104,005	36,269	1,140,274	1,332,885	163,580	1,496,465	متوسطة	3
4 Larg	562,647	136,538	699,185	1,890,729	122,737	2,013,466	2,453,376	259,275	2,712,651	كبيرة	4
Total	1,131,730	539,580	1,671,310	6,296,806	223,677	6,520,483	7,428,536	763,257	8,191,793	الجملة	

Source -GOSI

مصدر - المؤسسة العامة للإحصاءات الاجتماعية

Number of Employees by gender, Nationality and establishment's Size , 3rd. Qrt. 2019

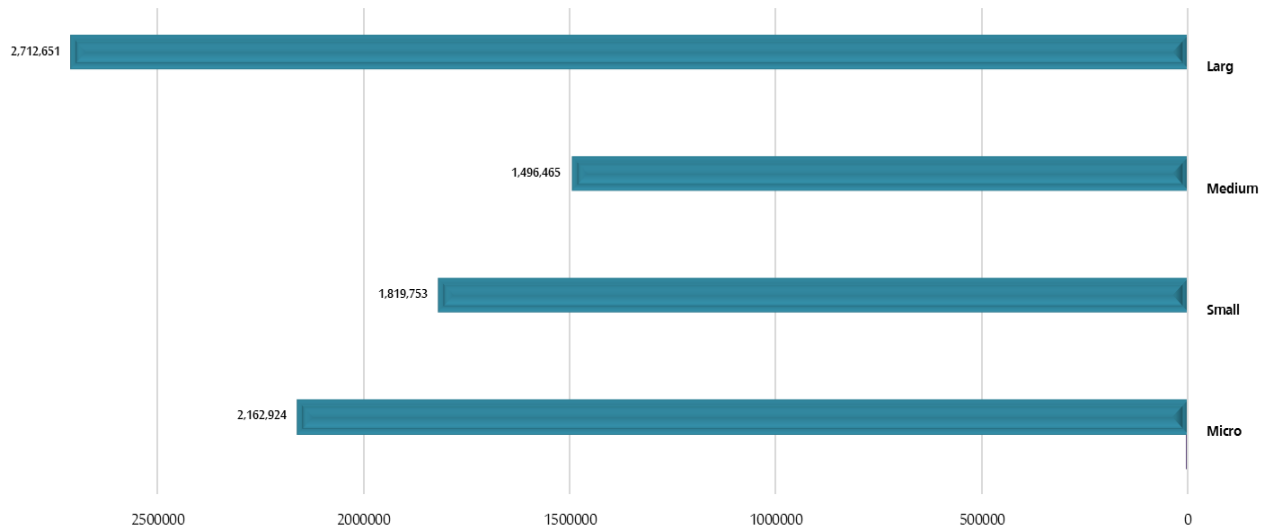




Table13

جدول ١٣

متوسط التعويضات الشهرية المدفوعة للمشتغلين حسب النشاط الاقتصادي خلال الربع الثالث ٢٠١٩
Average monthly compensation paid to employees by economic activity, 3rd. Qrt. 2019

Economic activity	متوسط التعويضات Avg. compensation	النشاط الاقتصادي
1 Agriculture, forestry & fishing	1,649	1 الزراعة والحراجة وصيد الأسماك
2 Mining & quarrying	30,299	2 التعدين واستغلال المحاجر
3 Manufacturing	4,398	3 الصناعة التحويلية
4 Electricity, gas supply	10,530	4 توصيل الكهرباء والغاز
5 Water supply; sewerage activities	2,624	5 امدادات الماء والصرف الصحى
6 Construction	2,636	6 التشييد
7 Wholesale& retail trade; repair of motor vehicles	2,315	7 تجارة الجملة والتجزئة
8 Transportation& storage	4,453	8 النقل والتخزين
9 Accommodation and food service	2,307	9 الإقامة والطعام
10 Information & communication	8,979	10 المعلومات والاتصالات
11 Financial & insurance	16,831	11 أنشطة المال والتأمين
12 Real estate activities	2,565	12 الأنشطة العقارية
13 Professional activities	4,121	13 الأنشطة المهنية
14 Administrative and support service	2,719	14 الخدمات الإدارية والدعم
15 Education	3,058	15 التعليم
16 Human health and social work	3,101	16 الصحة والعمل الاجتماعى
17 Arts, entertainment & recreation	2,579	17 الفنون والترفية
18 Other service	1,906	18 الخدمات الأخرى
Total	3,739	الجملة

Source -GASat

المصدر - الهيئة العامة للإحصاء



Average monthly compensation paid to employees by economic activity, 3rd. Qrt. 2019

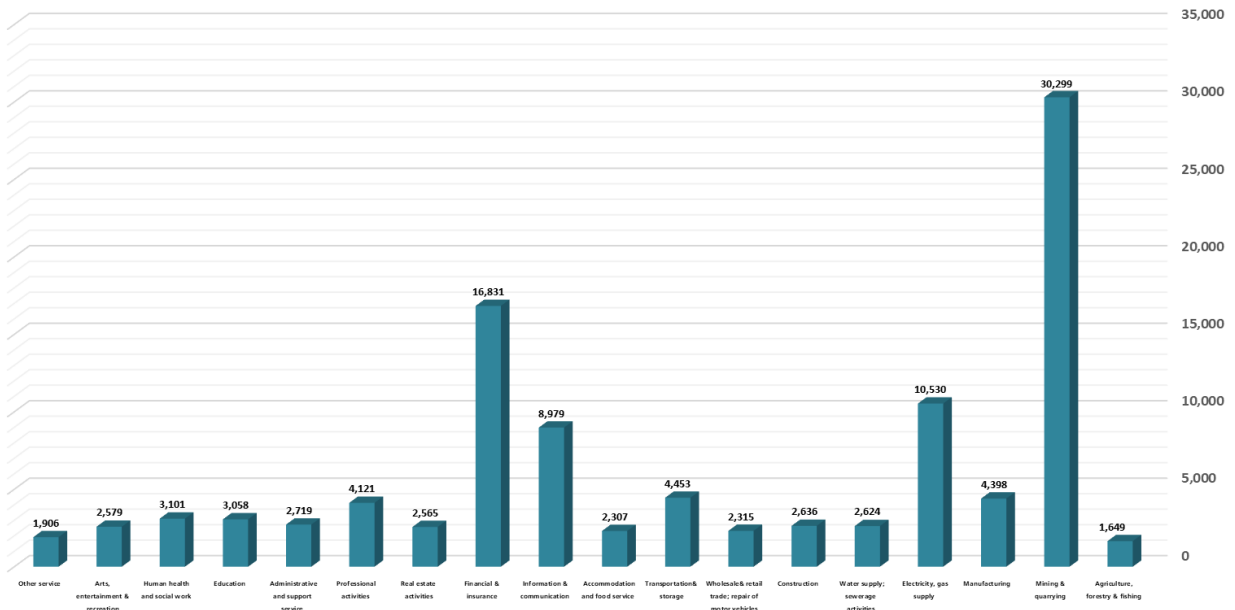




Table14

جدول ١٤

النفقات والإيرادات التشغيلية حسب النشاط الاقتصادي خلال الربع الثالث ٢٠١٩

Operating expenditures and revenues by economic activity,3rd.Qrt. 2019

Economic activity	النفقات التشغيلية Expenditures	الإيرادات التشغيلية Revenues	النشاط الاقتصادي
1 Agriculture, forestry & fishing	10,398	26,850	1 الزراعة والحراجة وصيد الأسماك
2 Mining & quarrying	34,278	241,455	2 التعدين واستغلال المحاجر
3 Manufacturing	75,476	163,631	3 الصناعة التحويلية
4 Electricity, gas supply	11,087	22,265	4 توصيل الكهرباء والغاز
5 Water supply; sewerage activities	1,500	3,910	5 إمدادات الماء والصرف الصحي
6 Construction	25,099	67,189	6 التشييد
7 Wholesale & retail trade; repair of motor vehicles	97,949	160,929	7 تجارة الجملة والتجزئة
8 Transportation & storage	18,312	36,914	8 النقل والتخزين
9 Accommodation and food service	16,600	30,055	9 الإقامة والطعام
10 Information & communication	22,076	47,897	10 المعلومات والاتصالات
11 Financial & insurance	17,648	51,986	11 أنشطة المال والتأمين
12 Real estate activities	1,100	3,999	12 الأنشطة العقارية
13 Professional activities	4,009	10,178	13 الأنشطة المهنية
14 Administrative and support service	8,978	18,175	14 الخدمات الإدارية والدعم
15 Education	3,599	6,008	15 التعليم
16 Human health and social work	5,399	14,197	16 الصحة والعمل الاجتماعي
17 Arts, entertainment & recreation	898	2,710	17 الفنون والترفيه
18 Other service	2,813	6,220	18 الخدمات الأخرى
Total	357,219	914,569	الجملة

Source -GStat

المصدر - الهيئة العامة للإحصاء

Operating expenditures and revenues by economic activity,3rd.Qrt. 2019

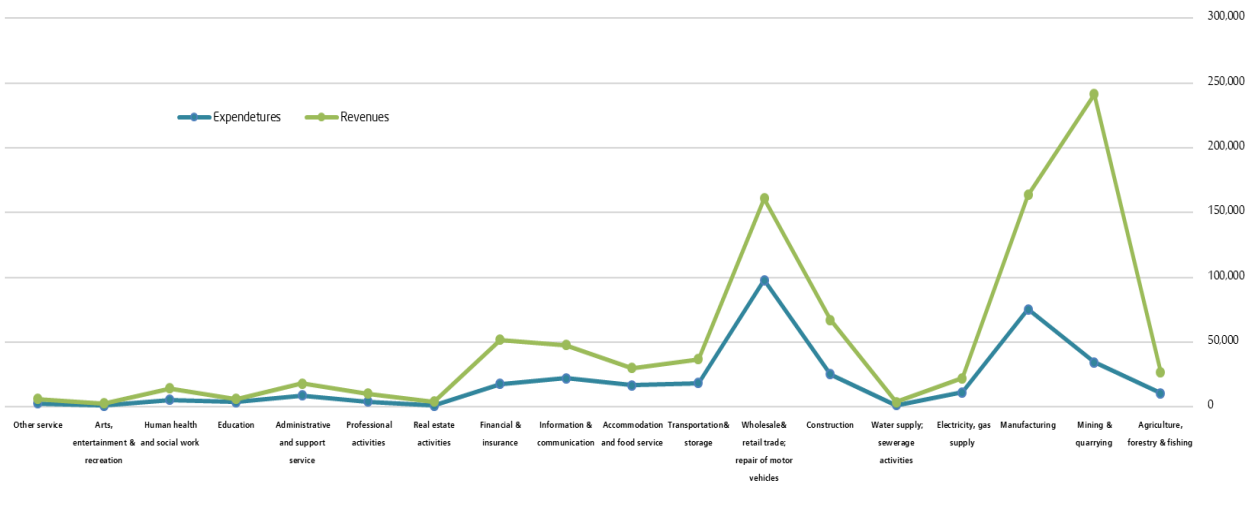




Table15

جدول 15

فائض التشغيل حسب النشاط الاقتصادي خلال الربع الثالث ٢٠١٩

Operating surplus by economic activity, 3rd.Qrt. 2019

Economic activity		فائض التشغيل Operating surplus	النشاط الاقتصادي
1	Agriculture, forestry & fishing	14,959	الزراعة والحراجة وصيد الأسماك
2	Mining & quarrying	198,156	التعدين واستغلال المحاجر
3	Manufacturing	75,036	الصناعة التحويلية
4	Electricity, gas supply	8,773	توصيل الكهرباء والغاز
5	Water supply; sewerage activities	2,054	إمدادات الماء والصرف الصحي
6	Construction	33,583	التشييد
7	Wholesale & retail trade; repair of motor vehicles	51,080	تجارة الجملة والتجزئة
8	Transportation & storage	15,132	النقل والتخزين
9	Accommodation and food service	9,690	الإقامة والطعام
10	Information & communication	22,688	المعلومات والاتصالات
11	Financial & insurance	28,289	أنشطة المال والتأمين
12	Real estate activities	1,926	الأنشطة العقارية
13	Professional activities	4,766	الأنشطة المهنية
14	Administrative and support service	6,920	الخدمات الإدارية والدعم
15	Education	640	التعليم
16	Human health and social work	6,942	الصحة والعمل الاجتماعي
17	Arts, entertainment & recreation	1,566	الفنون والترفيه
18	Other service	2,164	الخدمات الأخرى
Total		484,362	الجملة

Source -GASat

المصدر - الهيئة العامة للإحصاء



Operating surplus by economic activity, 3rd.Qrt. 2019

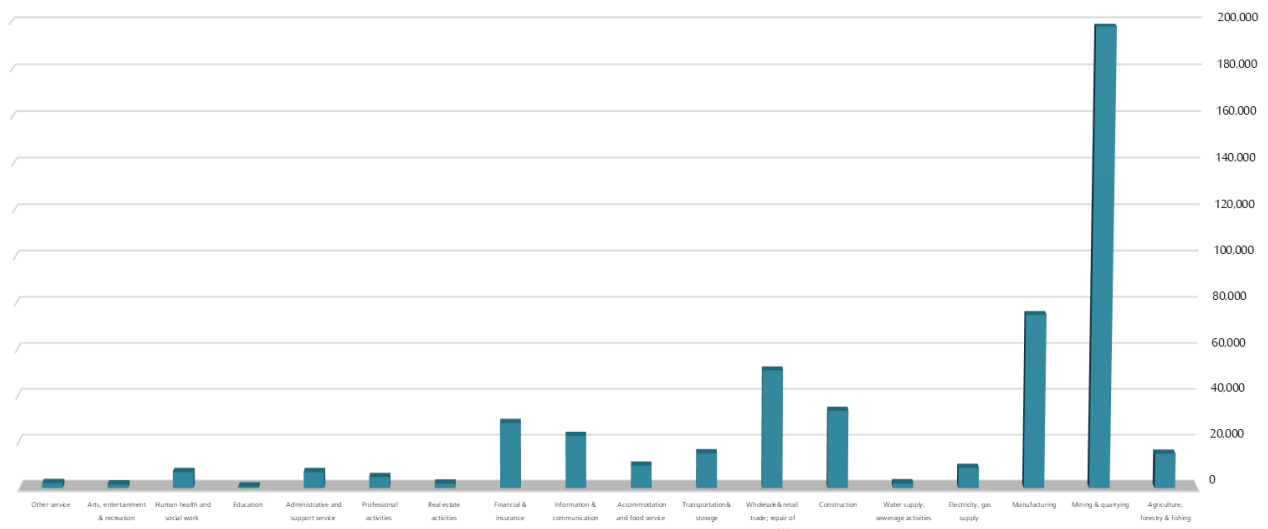




Table16

جدول ١٦

معدل إنتاجية المشتغل الشهرية حسب النشاط الاقتصادي خلال الربع الثالث ٢٠١٩
Average monthly worker productivity by economic activity, 3rd.Qrt. 2019

Economic activity		إنتاجية المشتغل Worker productivity	النشاط الاقتصادي
1	Agriculture, forestry & fishing	29,656	الزراعة والحراجة وصيد الأسماك
2	Mining & quarrying	810,998	التعدين واستغلال المحاجر
3	Manufacturing	54,850	الصناعة التحويلية
4	Electricity, gas supply	97,467	توصيل الكهرباء والغاز
5	Water supply; sewerage activities	28,819	إمدادات الماء والصرف الصحي
6	Construction	20,821	التشييد
7	Wholesale & retail trade; repair of motor vehicles	31,305	تجارة الجملة والتجزئة
8	Transportation & storage	47,361	النقل والتخزين
9	Accommodation and food service	18,414	الإقامة والطعام
10	Information & communication	137,310	المعلومات والاتصالات
11	Financial & insurance	144,639	أنشطة المال والتأمين
12	Real estate activities	10,549	الأنشطة العقارية
13	Professional activities	29,883	الأنشطة المهنية
14	Administrative and support service	21,707	الخدمات الإدارية والدعم
15	Education	10,383	التعليم
16	Human health and social work	23,717	الصحة والعمل الاجتماعي
17	Arts, entertainment & recreation	28,461	الفنون والترفيه
18	Other service	9,538	الخدمات الأخرى
Total		46,854	الجملة

Source - GStat

المصدر - الهيئة العامة للإحصاء

Average monthly worker productivity by economic activity, 3rd.Qrt. 2019

