



الهيئة العامة للإحصاء  
General Authority for Statistics

---

## Economic Indicators

Q3 2018

---



## Contents

S/N	Subject	Page no.
1	<u>Introduction</u>	11
2	<u>General Goals of Economic Indicators</u>	1
3	<u>Glossary of Terms</u>	2
4	<u>Main Features of the Economic Indicators Survey</u>	4
5	<u>RESULTS OF Economic Indicators Γ · ΙΛ (Q3)</u>	6



2018



## Introduction

Economic indicators are a group of economic statistics and data used in the short term in measuring the performance of various economic sectors in order to identify the economic status and recognize how much the economy is strong.

The Economic Indicators Survey is a periodic survey carried out with the aim to investigate characteristics and components of the operating establishments engaged in one or more economic activities in both private and public sectors as well as the non-profit sector all over KSA.

The importance of this survey is represented in what it provides of short-term indicators on the number of workers classified by sex and nationality, remunerations paid to workers, operating expenditures, and operational revenues.

GASat hopes that the economic indicators bulletin meets the needs of decision makers, researchers, business men, and all other beneficiaries. Additionally, GASat would be pleased to receive any feedback or suggestions aiming to develop this bulletin.

General Authority for Statistics (GASat)

General Department of Industry and Business Statistics





## General Goals of Economic Indicators

- Providing data to define the key indexes of the national economic structure, as well as to identify the contribution of the private sector to the domestic product.
- Providing data on all economic activities to prepare the indexes that help in identifying growth rates of each economic activity.
- Updating economic data of each economic activity.
- Identifying the numbers of persons engaged in each economic activity.
- Identifying the change in remunerations paid to workers, as well as other expenses according to the various economic activities.
- To measure the amount of revenues for each and every economic activity.
- Providing the needed statistical data and information on all economic activities for government bodies and agencies as well as researchers.
- Meeting the requirements needed for conducting national calculations in accordance with the latest internationally adopted systems.
- Measuring the participation of each economic activity in the economic development process.
- Using such data to make local, regional and international comparisons and carry out studies and analyses.
- Providing the key seasonal economic variables of economic activities.



2018



## Glossary of Terms

- **Establishment:**

It is an economic entity with legal personality. It has a fixed location and carries out a certain economic activity. It is owned by one or a group of individuals, company, or semi-government sector.

The establishment is the smallest economic unit that may have data on workers, their remunerations, expenditures, and income and capital formations.

- **Economic activity:**

All activities performed or services provided by the establishment in return for consideration. Sometimes, the establishment gets nothing in return, such as charities that are financed by donations.

The classification of the institutional economic activity is based on the International Standard Industrial Classification (ISIC<sup>٤</sup>). Still, minor changes are adopted to suit the establishments operating in Saudi Arabia.

The main activity of each establishment was given, during the survey, a six-digit economic classification code. In case there are two economic activities or more at the same establishment, then the economic activity that yields more revenues is chosen.

- **Workers:**

All individuals (Saudis and foreigners) who already work for the establishment with or without pay, as well as the owners, their affiliates and users, whether they are full-timers or part-timers, permanently or temporarily employed, males or females,

whether they are paid on a daily, weekly or monthly basis. Workers also include partners and members of joint-stock companies, board chairmen and members, as well as workers on paid vacations.

- **Worker Remunerations:**

All dues paid for workers represented in salaries or wages, in addition to benefits and allowances.

- **Operating Expenses:**

All payments made by the establishment to practice an economic activity, whether purchased in the same year or taken from purchased stocks.



2018



- **Operating Revenues:**

Cash revenues earned by an establishment as a result of practicing its main activity or other secondary activities, such as the sale and marketing of its products, providing services for consumers, or trading in goods in general. The operating revenues also include daily returns received in consideration of operations.

- **Operating surplus:**

The total amount of revenues after deducting the total amount of expenditures and remunerations.

- **Worker's productivity:**

The volume or number of units produced by the worker within a certain period. It is also defined as a measurement of efficiency whereby the establishment transfers inputs into outputs





## Main Features of the Economic Indicators Survey

- **The Geographical Scope:**

The inclusiveness of collecting data on all operating establishments that are located with the cities covered by the economic surveys sample, as such surveys cover all administrative regions in Saudi Arabia represented by the central directorates and main cities. All economic surveys are based on the basis of “establishment census” as it is the general framework of all economic surveys.

- **Sample Framework:**

Data of establishments census ٢٠١٠ (which was adapted in ٢٠١٥) is adopted as a framework for the samples of all economic field surveys as it encompasses all fundamental data required for taking the sample, such as the name of the establishment, its address, its economic activity, and the number of workers.

Establishment census of covered all economic activities in all administrative regions in KSA which amount to ١٣ regions.

- **Scope and range:**

Operating establishments economic surveys cover establishments of private sector, public sector, and non-profit sector.

As for the geographical distribution of this survey, it covers all the kingdom's administrative regions (cities & villages) with giving a greater importance to cities given that they contain about ٨٤٪ of all establishments in the kingdom and recruit about ٩١٪ of all workers in the kingdom.

- **Data Periodicity:**

The Economic Indicators Survey is conducted every ٣ months.



2018



- **Survey Inclusiveness:**

Economic indicators survey covered all economic activities by standard industrial classification of all economic activities (ISICξ) as follows:

- Agriculture, forestry & fishing.
- Mining & quarrying.
- Manufacturing.
- Electricity, gas, steam & air conditioning supply.
- Water supply; sewerage, waste remediation.
- Construction.
- Wholesale & retail trade; repair of motor vehicles.
- Transportation & storage.
- Accommodation & food service activities.
- Information & communication.
- Financial & insurance.
- Real estate activities.
- Professional, scientific & technical activities.
- Administrative and support service activities.
- Education.
- Human health and &I work activities.
- Arts, entertainment & recreation.
- Other service.



2018





## RESULTS OF Economic Indicators Γ · ΙΛ (Q3)



2018



Table 1

جدول ١

## عدد المنشآت حسب النشاط الاقتصادي خلال الربع الثالث ٢٠١٨

No. of establishments by economic activity, 3rd. Qrt. 2018

Economic activity		عدد المنشآت No. of establishments	النشاط الاقتصادي	
1	Agriculture, forestry & fishing	89,758	الإزاعة والحراة وصيد الأسماك	1
2	Mining & quarrying	670	التعدين واستغلال المحاجر	2
3	Manufacturing	108,669	الصناعة التحويلية	3
4	Electricity, gas, steam & air conditioning supply	784	توصيل الكهرباء والغاز	4
5	Water supply; sewerage, waste remediation	2,440	امدادات الماء والصرف الصحي	5
6	Construction	34,089	التشييد	6
7	Wholesale & retail trade; repair of motor vehicles	472,355	تجارة الجملة والتجزئة	7
8	Transportation & storage	16,690	النقل والتخزين	8
9	Accommodation & food service activities	103,897	الإقامة والطعام	9
10	Information & communication	5,637	المعلومات والاتصالات	10
11	Financial & insurance	6,610	أنشطة المال والتأمين	11
12	Real estate activities	34,751	الأنشطة العقارية	12
13	Professional, scientific & technical activities	12,674	الأنشطة المهنية	13
14	Administrative and support service activities	21,398	الخدمات الإدارية والدعم	14
15	Education	9,329	التعليم	15
16	Human health and social work activities	5,834	الصحة والعمل الاجتماعي	16
17	Arts, entertainment & recreation	2,444	الفنون والترفية	17
18	Other service	78,967	الخدمات الأخرى	18
Total		1,006,996	الجملة	

\*Source - Economic Indicators Survey – GASat

## Distribution of establishments by economic activity , 3rd. Qrt. 2018

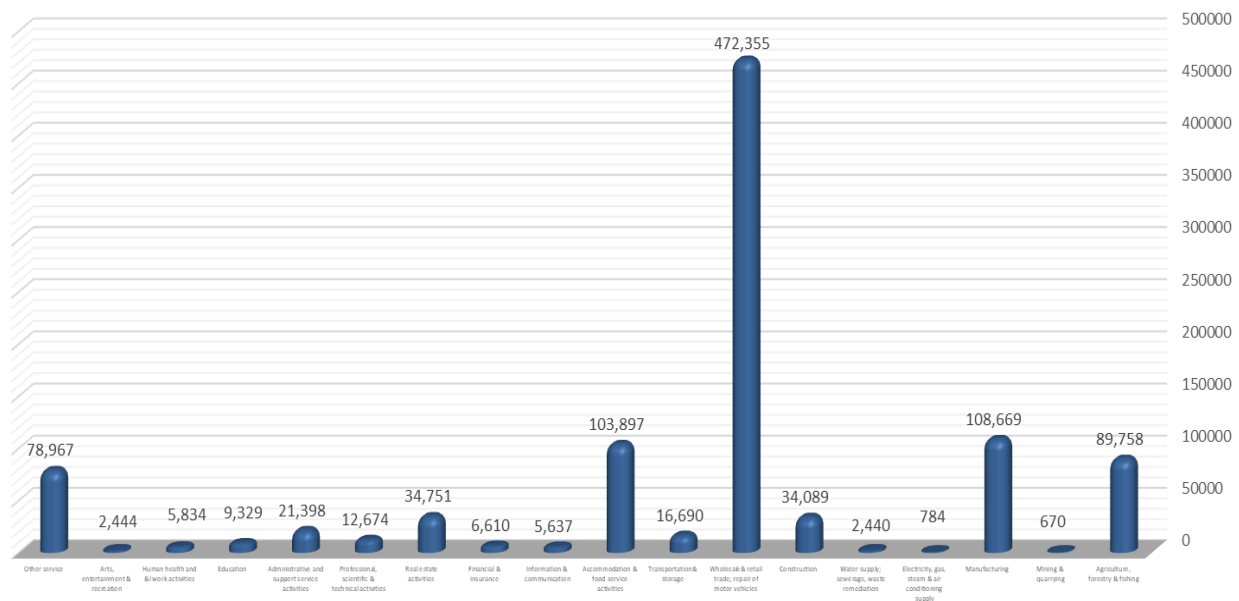




Table 2

جدول ٢

## عدد المشتغلين السعوديين حسب النشاط الاقتصادي خلال الربع الثالث ٢٠١٨

No. of Saudi employees by economic activity, 3rd. Qrt. 2018

Economic activity	عدد المشتغلين السعوديين			النشاط الاقتصادي	
	No. of Saudi employees				
	ذكور	إناث	جملة		
	Male	Female	Total		
1	Agriculture, forestry & fishing	50,588	869	51,457	الزراعة والحراجة وصيد الأسماك
2	Mining & quarrying	64,223	482	64,705	التعدين واستغلال المحاجر
3	Manufacturing	236,257	10,664	246,921	الصناعة التحويلية
4	Electricity, gas, steam & air conditioning supply	59,809	323	60,132	توصيل الكهرباء والغاز
5	Water supply; sewerage, waste remediation	10,398	313	10,711	إمدادات الماء والصرف الصحي
6	Construction	146,151	2,688	148,839	التشييد
7	Wholesale & retail trade; repair of motor vehicles	419,689	14,051	433,740	تجارة الجملة والتجزئة
8	Transportation & storage	87,804	1,289	89,093	النقل والتخزين
9	Accommodation & food service activities	90,307	13,784	104,091	الإقامة والطعام
10	Information & communication	81,832	2,117	83,949	المعلومات والاتصالات
11	Financial & insurance	81,108	7,849	88,957	أنشطة المال والتأمين
12	Real estate activities	70,480	679	71,159	الأنشطة العقارية
13	Professional, scientific & technical activities	31,538	3,115	34,653	الأنشطة المهنية
14	Administrative and support service activities	84,369	2,561	86,930	الخدمات الإدارية والدعم
15	Education	39,091	69,763	108,854	التعليم
16	Human health and &I work activities	43,116	20,422	63,538	الصحة والعمل الاجتماعي
17	Arts, entertainment & recreation	6,211	1,241	7,452	الفنون والترفيه
18	Other service	37,785	14,638	52,423	الخدمات الأخرى
<b>Total</b>		<b>1,640,756</b>	<b>166,848</b>	<b>1,807,604</b>	<b>الجملة</b>

\*Source - Economic Indicators Survey – GASTAT



## Distribution of Saudi employees by economic activity , 3rd. Qrt. 2018

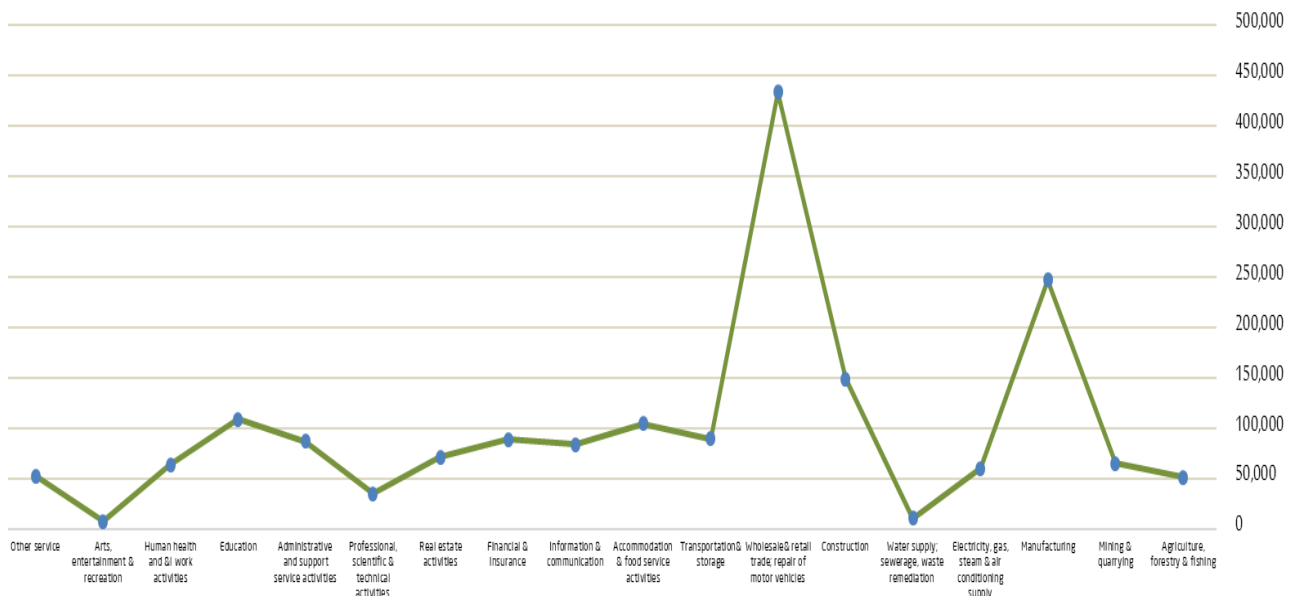




Table 3

جدول ٣

## عدد المشتغلين غير السعوديين حسب النشاط الاقتصادي خلال الربع الثالث ٢٠١٨

No. of Non-Saudi employees by economic activity, 3rd. Qrt. 2018

Economic activity	عدد المشتغلين غير السعوديين			النشاط الاقتصادي
	ذكور	أناث	جملة	
	Male	Female	Total	
1 Agriculture, forestry & fishing	259,414	238	259,652	1 الزراعة والحراجة وصيد الأسماك
2 Mining & quarrying	33,453	277	33,730	2 التعدين واستغلال المحاجر
3 Manufacturing	746,915	8,515	755,430	3 الصناعة التحويلية
4 Electricity, gas, steam & air conditioning supply	15,416	215	15,631	4 توصيل الكهرباء والغاز
5 Water supply; sewerage, waste remediation	34,349	173	34,522	5 امدادات الماء والصرف الصحي
6 Construction	960,443	1,807	962,250	6 التشييد
7 Wholesale & retail trade; repair of motor vehicles	1,310,386	3,766	1,314,152	7 تجارة الجملة والتجزئة
8 Transportation & storage	161,814	8,495	170,309	8 النقل والتخزين
9 Accommodation & food service activities	426,128	7,183	433,311	9 الإقامة والطعام
10 Information & communication	30,136	198	30,334	10 المعلومات والاتصالات
11 Financial & insurance	31,380	765	32,145	11 أنشطة المال والتأمين
12 Real estate activities	58,048	233	58,281	12 الأنشطة العقارية
13 Professional, scientific & technical activities	76,776	1,662	78,438	13 الأنشطة المهنية
14 Administrative and support service activities	180,219	3,728	183,947	14 الخدمات الإدارية والدعم
15 Education	50,184	35,930	86,114	15 التعليم
16 Human health and & work activities	80,752	51,125	131,877	16 الصحة والعمل الاجتماعي
17 Arts, entertainment & recreation	21,718	1,288	23,006	17 الفنون والترفيه
18 Other service	150,281	16,320	166,601	18 الخدمات الأخرى
<b>Total</b>	<b>4,627,812</b>	<b>141,918</b>	<b>4,769,730</b>	<b>الجملة</b>

\*Source - Economic Indicators Survey – GStat

## Distribution of Non-Saudi employees by economic activity , 3rd. Qrt. 2018

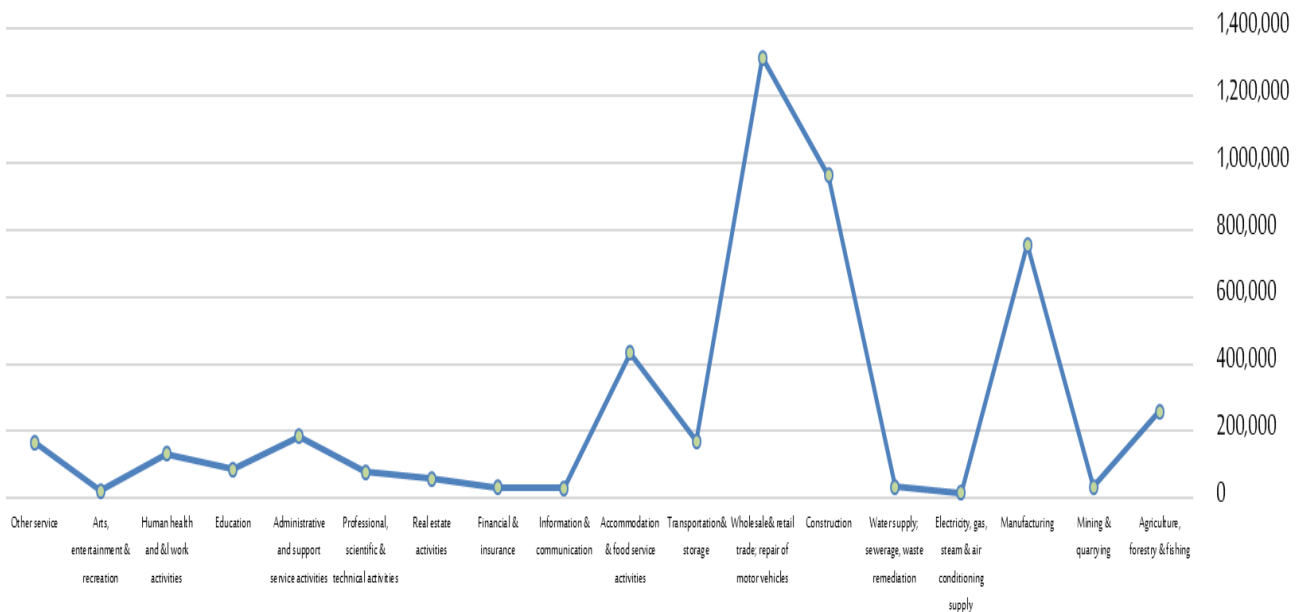




Table 4

جدول ٤

## عدد المشتغلين حسب النشاط الاقتصادي خلال الربع الثالث ٢٠١٨

No. of employees by economic activity, 3rd. Qrt. 2018

Economic activity	No. of employees			النشاط الاقتصادي
	ذكور	أناث	جملة	
	Male	Female	Total	
1	310,002	1,107	311,109	1 الزراعة والحراثة وصيد الأسماك
2	97,676	759	98,435	2 التعدين واستغلال المحاجر
3	983,172	19,179	1,002,351	3 الصناعة التحويلية
4	75,225	538	75,763	4 توصيل الكهرباء والغاز
5	44,747	486	45,233	5 امدادات الماء والصرف الصحي
6	1,106,594	4,495	1,111,089	6 التشييد
7	1,730,075	17,817	1,747,892	7 تجارة الجملة والتجزئة
8	249,618	9,784	259,402	8 النقل والتخزين
9	516,435	20,967	537,402	9 الإقامة والطعام
10	111,968	2,315	114,283	10 المعلومات والاتصالات
11	112,488	8,614	121,102	11 أنشطة المال والتأمين
12	128,528	912	129,440	12 الأنشطة العقارية
13	108,314	4,777	113,091	13 الأنشطة المهنية
14	264,588	6,289	270,877	14 الخدمات الإدارية والدعم
15	89,275	105,693	194,968	15 التعليم
16	123,868	71,547	195,415	16 الصحة والعمل الاجتماعي
17	27,929	2,529	30,458	17 الفنون والترفيه
18	188,066	30,958	219,024	18 الخدمات الأخرى
<b>Total</b>	<b>6,268,568</b>	<b>308,766</b>	<b>6,577,334</b>	<b>الجملة</b>

\*Source - Economic Indicators Survey – GASTat

## Distribution of employees by economic activity , 3rd. Qrt. 2018

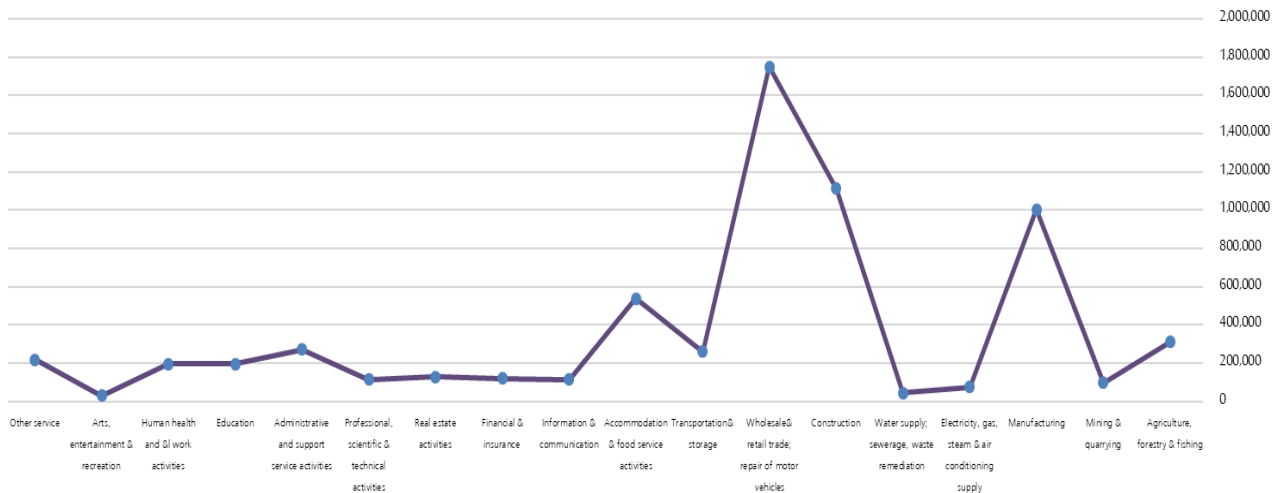




Table 5

جدول ٥

## عدد المشغلين الذكور حسب النشاط الاقتصادي خلال الربع الثالث ٢٠١٨

No. of male employees by economic activity, 3rd. Qrt. 2018

Economic activity	المشغلين الذكور Male employees			النشاط الاقتصادي
	سعودي	غير سعودي	الجملة	
	Saudi	Non-Saudi	Total	
1 Agriculture, forestry & fishing	50,588	259,414	310,002	1 الزراعة والحراجة وصيد الأسماك
2 Mining & quarrying	64,223	33,453	97,676	2 التعدين واستغلال المحاجر
3 Manufacturing	236,257	746,915	983,172	3 الصناعة التحويلية
4 Electricity, gas, steam & air conditioning supply	59,809	15,416	75,225	4 توصيل الكهرباء والغاز
5 Water supply; sewerage, waste remediation	10,398	34,349	44,747	5 امدادات الماء والصرف الصحي
6 Construction	146,151	960,443	1,106,594	6 التشييد
7 Wholesale& retail trade; repair of motor vehicles	419,689	1,310,386	1,730,075	7 تجارة الجملة والتجزئة
8 Transportation& storage	87,804	161,814	249,618	8 النقل والتخزين
9 Accommodation & food service activities	90,307	426,128	516,435	9 الإقامة والطعام
10 Information & communication	81,832	30,136	111,968	10 المعلومات والاتصالات
11 Financial & insurance	81,108	31,380	112,488	11 أنشطة المال والتأمين
12 Real estate activities	70,480	58,048	128,528	12 الأنشطة العقارية
13 Professional, scientific & technical activities	31,538	76,776	108,314	13 الأنشطة المهنية
14 Administrative and support service activities	84,369	180,219	264,588	14 الخدمات الإدارية والدعم
15 Education	39,091	50,184	89,275	15 التعليم
16 Human health and &I work activities	43,116	80,752	123,868	16 الصحة والعمل الاجتماعي
17 Arts, entertainment & recreation	6,211	21,718	27,929	17 الفنون والترفيه
18 Other service	37,785	150,281	188,066	18 الخدمات الأخرى
<b>Total</b>	<b>1,640,756</b>	<b>4,627,812</b>	<b>6,268,568</b>	<b>الجملة</b>

\*Source - Economic Indicators Survey – GAStat

## Distribution of male employees by economic activity, 3rd. Qrt. 2018

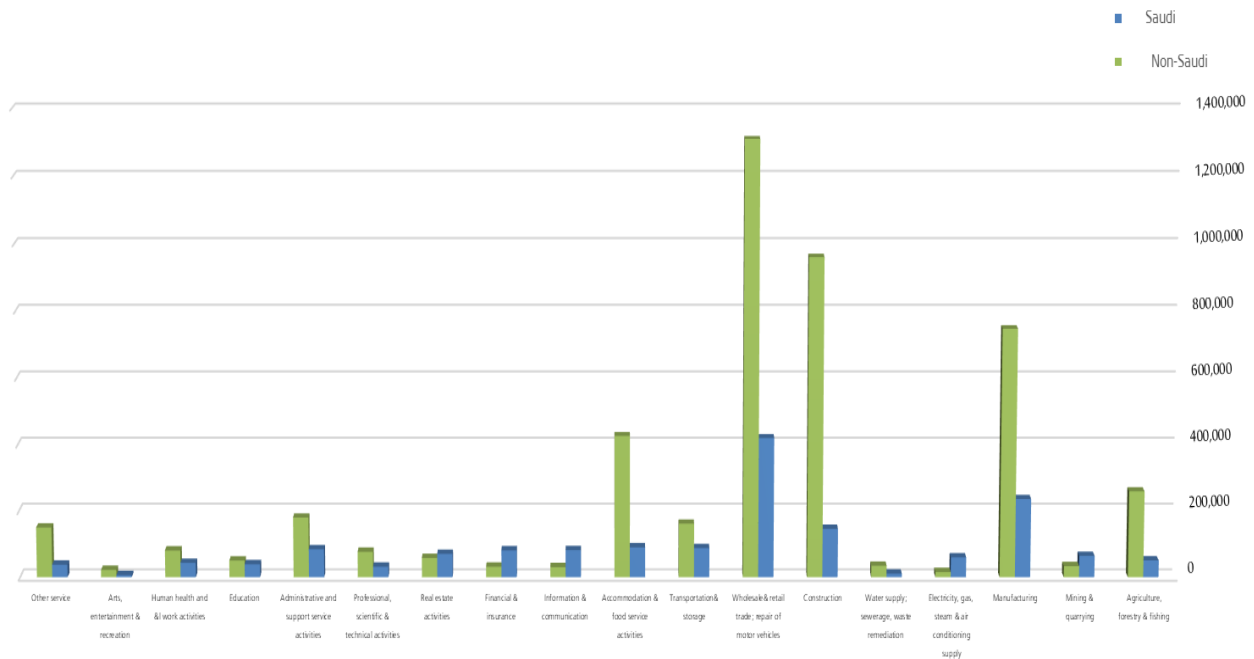




Table 6

جدول ٦

## عدد المشتغلين الإناث حسب النشاط الاقتصادي خلال الربع الثالث ٢٠١٨

No. of female employees by economic activity, 3rd. Qrt. 2018

Economic activity	المشتغلين الإناث Female employees			النشاط الاقتصادي
	سعودي	غير سعودي	الجملة	
	Saudi	Non-Saudi	Total	
1 Agriculture, forestry & fishing	869	238	1,107	1 الزراعة والحراجة وصيد الأسماك
2 Mining & quarrying	482	277	759	2 التعدين واستغلال المحاجر
3 Manufacturing	10,664	8,515	19,179	3 الصناعة التحويلية
4 Electricity, gas, steam & air conditioning supply	323	215	538	4 توصيل الكهرباء والغاز
5 Water supply; sewerage, waste remediation	313	173	486	5 امدادات الماء والصرف الصحي
6 Construction	2,688	1,807	4,495	6 التشييد
7 Wholesale & retail trade; repair of motor vehicle	14,051	3,766	17,817	7 تجارة الجملة والتجزئة
8 Transportation & storage	1,289	8,495	9,784	8 النقل والتخزين
9 Accommodation & food service activities	13,784	7,183	20,967	9 الإقامة والطعام
10 Information & communication	2,117	198	2,315	10 المعلومات والاتصالات
11 Financial & insurance	7,849	765	8,614	11 أنشطة المال والتأمين
12 Real estate activities	679	233	912	12 الأنشطة العقارية
13 Professional, scientific & technical activities	3,115	1,662	4,777	13 الأنشطة المهنية
14 Administrative and support service activities	2,561	3,728	6,289	14 الخدمات الإدارية والدعم
15 Education	69,763	35,930	105,693	15 التعليم
16 Human health and & I work activities	20,422	51,125	71,547	16 الصحة والعمل الاجتماعي
17 Arts, entertainment & recreation	1,241	1,288	2,529	17 الفنون والترفيه
18 Other service	14,638	16,320	30,958	18 الخدمات الأخرى
<b>Total</b>	<b>166,848</b>	<b>141,918</b>	<b>308,766</b>	<b>الجملة</b>

\*Source - Economic Indicators Survey – GStat

## Female employees by economic activity , 3rd. Qrt. 2018

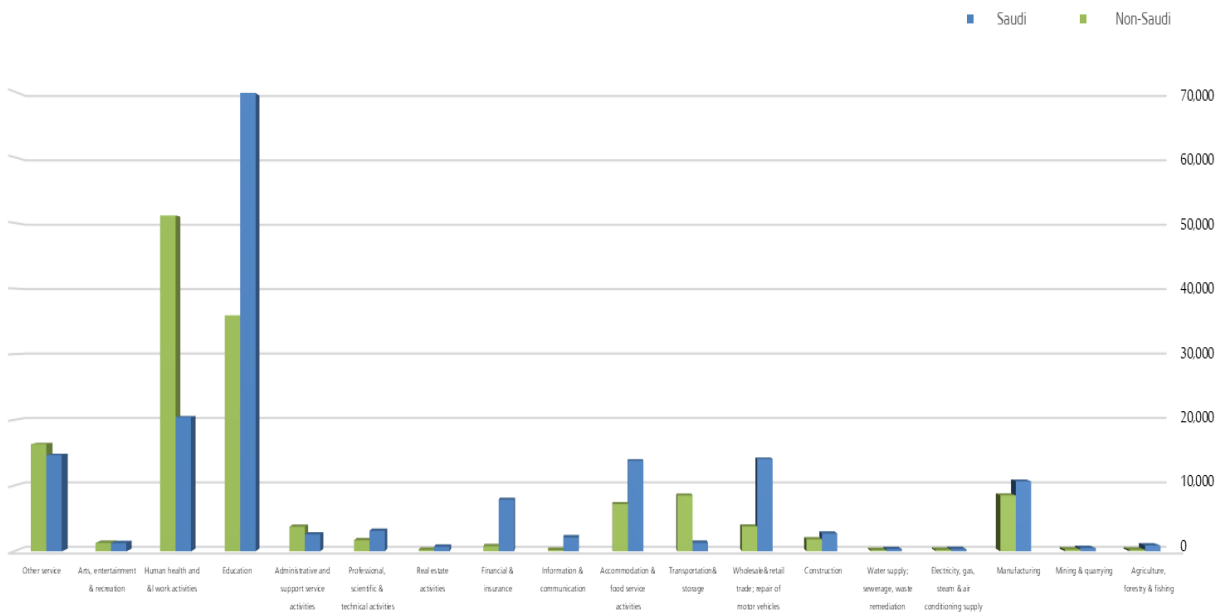




Table 7

جدول ٧

## متوسط التعويضات الشهرية المدفوعة للمشتغلين حسب النشاط الاقتصادي خلال الربع الثالث ٢٠١٨

Average monthly compensation paid to employees by economic activity, 3rd.Qrt. 2018

Economic activity	جملة المشتغلين	تعويضات المشتغلين	متوسط التعويضات	النشاط الاقتصادي
	Total	Comensation	Avg. compensation	
1 Agriculture, forestry & fishing	311,109	1,518,819,974	1,627	1 الزراعة والحراجة وصيد الأسماك
2 Mining & quarrying	98,435	8,700,638,788	29,463	2 التعدين واستغلال المحاجر
3 Manufacturing	1,002,351	12,853,975,245	4,275	3 الصناعة التحويلية
4 Electricity, gas, steam & air conditioning supply	75,763	2,329,808,370	10,250	4 توصيل الكهرباء والغاز
5 Water supply; sewerage, waste remediation	45,233	355,451,401	2,619	5 امدادات الماء والصرف الصحي
6 Construction	1,111,089	9,207,694,200	2,762	6 التشييد
7 Wholesale & retail trade; repair of motor vehicle	1,747,892	11,931,963,536	2,275	7 تجارة الجملة والتجزئة
8 Transportation & storage	259,402	3,331,276,919	4,281	8 النقل والتخزين
9 Accommodation & food service activities	537,402	6,874,961,210	4,264	9 الإقامة والطعام
10 Information & communication	114,283	2,992,907,473	8,730	10 المعلومات والاتصالات
11 Financial & insurance	121,102	5,999,053,300	16,512	11 أنشطة المال والتأمين
12 Real estate activities	129,440	1,004,867,022	2,588	12 الأنشطة العقارية
13 Professional, scientific & technical activities	113,091	1,387,506,793	4,090	13 الأنشطة المهنية
14 Administrative and support service activities	270,877	2,114,031,735	2,601	14 الخدمات الإدارية والدعم
15 Education	194,968	1,738,574,302	2,972	15 التعليم
16 Human health and & I work activities	195,415	1,752,593,537	2,990	16 الصحة والعمل الاجتماعي
17 Arts, entertainment & recreation	30,458	215,134,313	2,354	17 الفنون والترفيه
18 Other service	219,024	1,204,353,795	1,833	18 الخدمات الأخرى
<b>Total</b>	<b>6,577,334</b>	<b>75,513,611,913</b>	<b>3,827</b>	<b>الجملة</b>

\*Source - Economic Indicators Survey - GAStat

## FEMALE EMPLOYEES BY NATIONALITY ,3RD . QRT. 2018

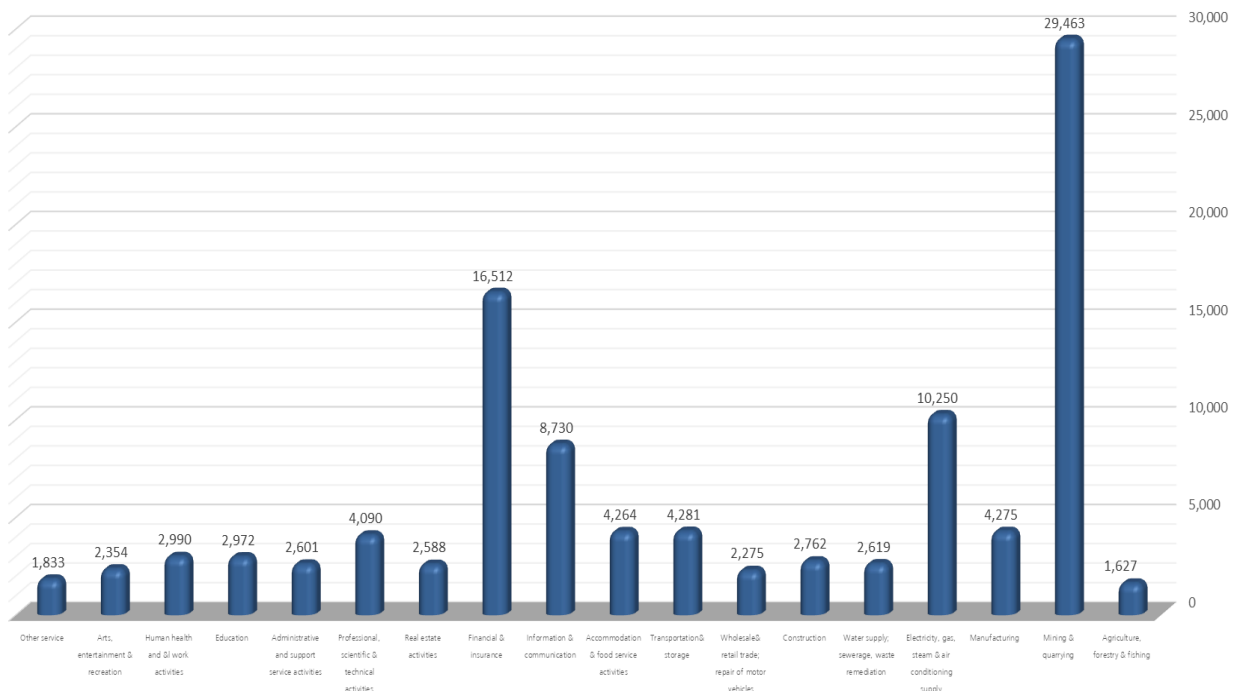






Table 8

جدول ٨

## التنفقات والإيرادات التشغيلية حسب النشاط الاقتصادي خلال الربع الثالث ٢٠١٨

Operating expenditures and revenues by economic activity, 3rd.Qrt. 2018

Economic activity	التنفقات التشغيلية	الإيرادات التشغيلية	النشاط الاقتصادي
	Expenditures	Revenues	
1 Agriculture, forestry & fishing	10,142,364,874	25,475,012,374	1 الزراعة والحراجة وصيد الأسماك
2 Mining & quarrying	38,897,215,748	247,805,476,598	2 التعدين واستغلال المحاجر
3 Manufacturing	91,456,321,547	180,124,102,981	3 الصناعة التحويلية
4 Electricity, gas, steam & air conditioning supply	10,514,112,484	23,595,001,276	4 توصيل الكهرباء والغاز
5 Water supply; sewerage, waste remediation	1,326,061,321	2,786,432,859	5 امدادات الماء والصرف الصحي
6 Construction	22,013,215,784	59,785,218,746	6 التشييد
7 Wholesale & retail trade; repair of motor vehicles	89,264,238,749	148,177,142,362	7 تجارة الجملة والتجزئة
8 Transportation & storage	17,508,451,296	36,178,008,864	8 النقل والتخزين
9 Accommodation & food service activities	12,958,187,951	23,898,362,983	9 الإقامة والطعام
10 Information & communication	19,696,142,517	44,022,487,958	10 المعلومات والاتصالات
11 Financial & insurance	14,121,326,521	48,201,114,781	11 أنشطة المال والتأمين
12 Real estate activities	1,399,223,614	5,002,087,963	12 الأنشطة العقارية
13 Professional, scientific & technical activities	4,215,421,857	8,978,487,512	13 الأنشطة المهنية
14 Administrative and support service activities	7,597,321,564	15,017,149,635	14 الخدمات الإدارية والدعم
15 Education	2,790,239,865	5,388,011,879	15 التعليم
16 Human health and & work activities	4,897,041,293	13,079,238,596	16 الصحة والعمل الاجتماعي
17 Arts, entertainment & recreation	750,700,148	2,316,412,119	17 الفنون والترفيه
18 Other service	2,567,195,418	5,242,748,514	18 الخدمات الأخرى
<b>Total</b>	<b>352,114,782,551</b>	<b>895,072,498,000</b>	<b>الجملة</b>



2018

\*Source - Economic Indicators Survey - GASTat

## Distributin of operating expenditures and revenues by economic activity, 3rd. Qrt. 2018

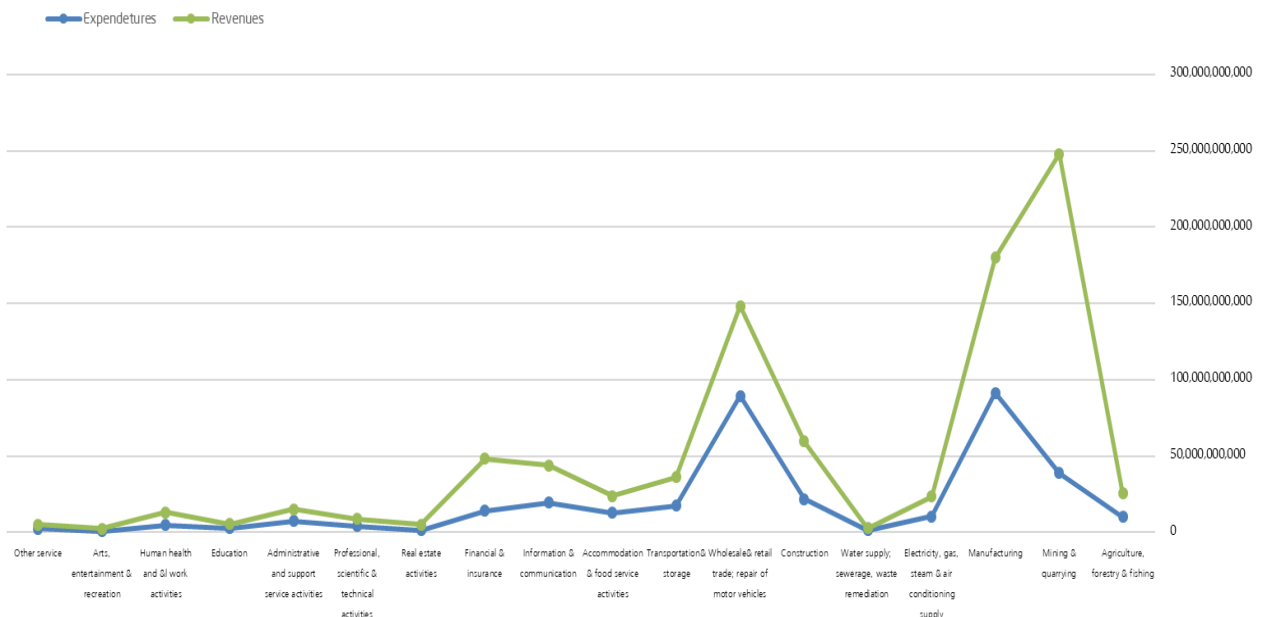




Table 9

جدول ٩

## فائز التشغيل حسب النشاط الاقتصادي خلال الربع الثالث ٢٠١٨

Operating surplus by economic activity, 3rd Qrt. 2018

Economic activity		فائز التشغيل Operating surplus	النشاط الاقتصادي
1	Agriculture, forestry & fishing	13,813,827,526	الزراعة والحراجة وصيد الأسماك
2	Mining & quarrying	200,207,622,062	التعدين واستغلال المحاجر
3	Manufacturing	75,813,806,189	الصناعة التحويلية
4	Electricity, gas, steam & air conditioning supply	10,751,080,422	توصيل الكهرباء والغاز
5	Water supply; sewerage, waste remediation	1,104,920,137	إمدادات الماء والصرف الصحي
6	Construction	28,564,308,762	التشييد
7	Wholesale & retail trade; repair of motor vehicles	46,980,940,077	تجارة الجملة والتجزئة
8	Transportation & storage	15,338,280,649	النقل والتخزين
9	Accommodation & food service activities	4,065,213,822	الإقامة والطعام
10	Information & communication	21,333,437,968	المعلومات والاتصالات
11	Financial & insurance	28,080,734,960	أنشطة المال والتأمين
12	Real estate activities	2,597,997,327	الأنشطة العقارية
13	Professional, scientific & technical activities	3,375,558,862	الأنشطة المهنية
14	Administrative and support service activities	5,305,796,336	الخدمات الإدارية والدعم
15	Education	859,197,712	التعليم
16	Human health and social work activities	6,429,603,766	الصحة والعمل الاجتماعي
17	Arts, entertainment & recreation	1,350,577,658	الفنون والترفيه
18	Other service	1,471,199,301	الخدمات الأخرى
<b>Total</b>		<b>467,444,103,536</b>	<b>الجملة</b>

\*Source - Economic Indicators Survey – GASTat

## Operating surplus by economic activity ,3rd. Qrt. 2018

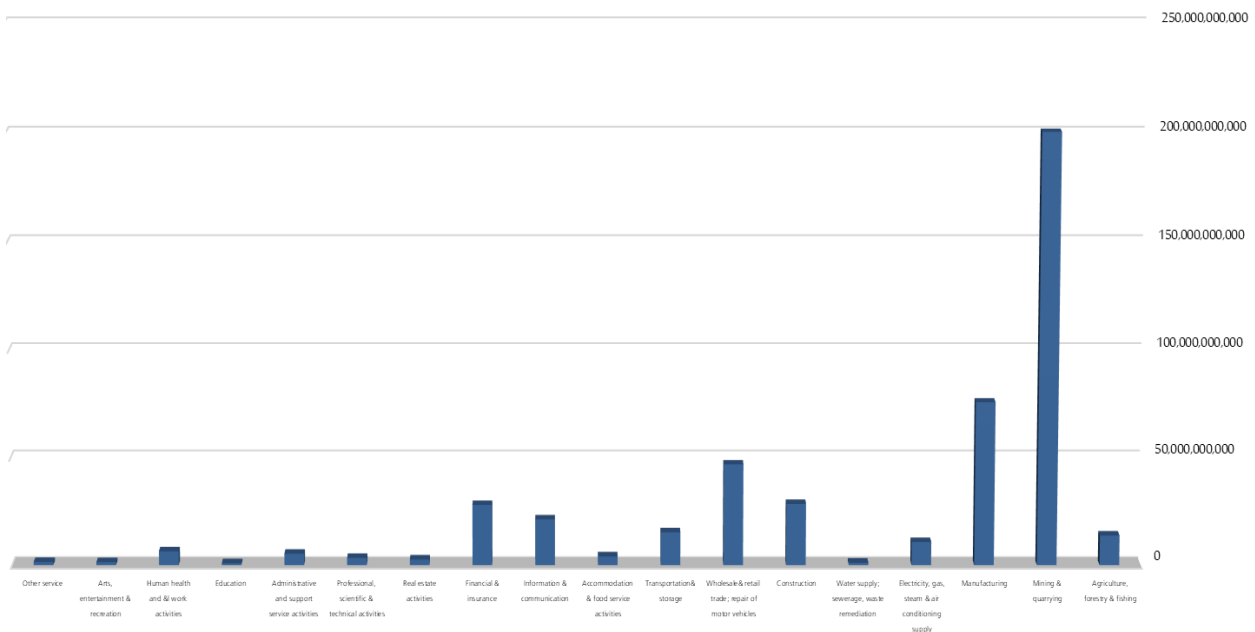




Table 10

جول ١٠

## معدل إنتاجية المشتغل الشهرية حسب النشاط الاقتصادي خلال الربع الثالث ٢٠١٨

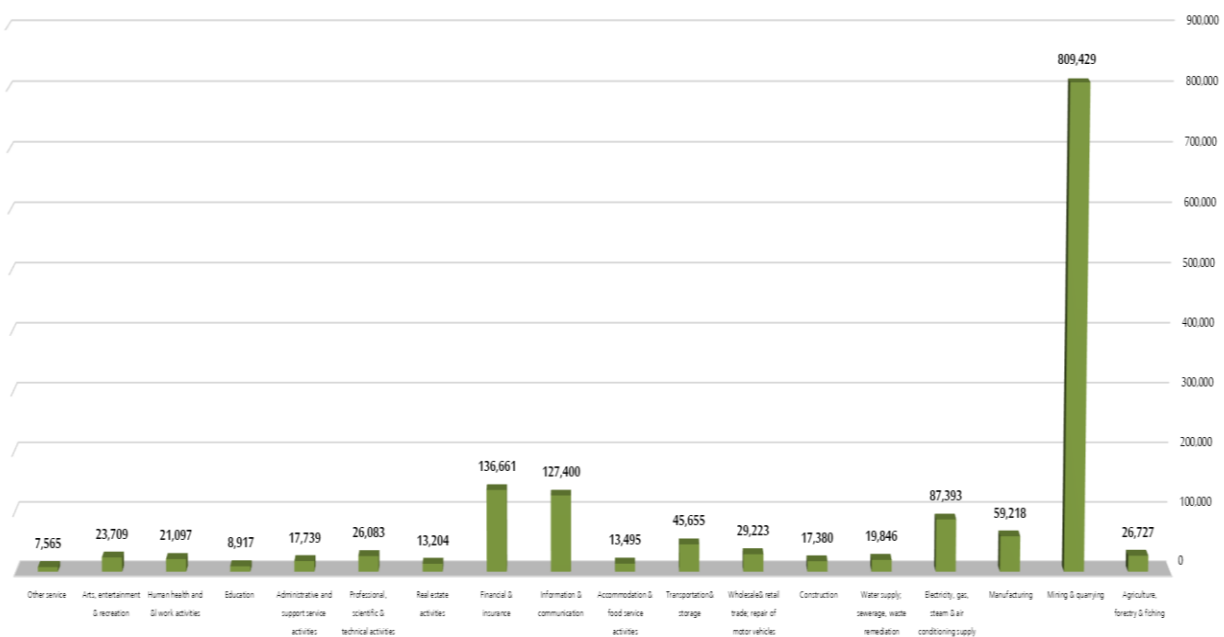
Average monthly worker productivity by economic activity, 3rd.Qrt. 2018


Economic activity	جملة المشتغلين	الإيرادات التشغيلية	إنتاجية المشتغل	النشاط الاقتصادي
	Total	Revenues	Worker productivity	
1 Agriculture, forestry & fishing	311,314	24,961,502,437	26,727	1 الزراعة والحراجة وصيد الأسماك
2 Mining & quarrying	98,304	238,710,316,719	809,429	2 التعدين واستغلال المحاجر
3 Manufacturing	1,000,527	177,746,996,917	59,218	3 الصناعة التحويلية
4 Electricity, gas, steam & air conditioning supply	75,531	19,802,742,948	87,393	4 توصيل الكهرباء والغاز
5 Water supply; sewerage, waste remediation	45,026	2,680,704,131	19,846	5 امدادات الماء والصرف الصحي
6 Construction	1,113,891	58,079,547,095	17,380	6 التشييد
7 Wholesale & retail trade; repair of motor vehicles	1,740,699	152,604,626,869	29,223	7 تجارة الجملة والتجزئة
8 Transportation & storage	257,459	35,262,503,457	45,655	8 النقل والتخزين
9 Accommodation & food service activities	533,968	21,617,817,308	13,495	9 الإقامة والطعام
10 Information & communication	114,251	43,666,647,528	127,400	10 المعلومات والاتصالات
11 Financial & insurance	119,265	48,896,498,106	136,661	11 أنشطة المال والتأمين
12 Real estate activities	129,559	5,132,259,662	13,204	12 الأنشطة العقارية
13 Professional, scientific & technical activities	111,985	8,762,878,177	26,083	13 الأنشطة المهنية
14 Administrative and support service activities	269,865	14,361,278,611	17,739	14 الخدمات الإدارية والدعم
15 Education	193,665	5,180,962,143	8,917	15 التعليم
16 Human health and & I work activities	193,835	12,267,874,538	21,097	16 الصحة والعمل الاجتماعي
17 Arts, entertainment & recreation	29,998	2,133,668,570	23,709	17 الفنون والترفيه
18 Other service	217,918	4,945,863,760	7,565	18 الخدمات الأخرى
<b>Total</b>	<b>6,557,060</b>	<b>876,814,688,976</b>	<b>44,574</b>	<b>الجملة</b>



\*Source - Economic Indicators Survey – GASat

## Monthly worker productivity by economic activity , 3rd. Qrt. 2018





الهيئة العامة للإحصاء  
General Authority for Statistics

