



الهيئة العامة للإحصاء
General Authority for Statistics

Economic Indicators

Q2 2018



Introduction

Economic indicators are a group of economic statistics and data used in the short term in measuring the performance of various economic sectors in order to identify the economic status and recognize how much the economy is strong.

The Economic Indicators Survey is a periodic survey carried out with the aim to investigate characteristics and components of the operating establishments engaged in one or more economic activities in both private and public sectors as well as the non-profit sector all over KSA.

The importance of this survey is represented in what it provides of short-term indicators on the number of workers classified by sex and nationality, remunerations paid to workers, operating expenditures, and operational revenues.

GASat hopes that the economic indicators bulletin meets the needs of decision makers, researchers, business men, and all other beneficiaries. Additionally, GASat would be pleased to receive any feedback or suggestions aiming to develop this bulletin.

General Authority for Statistics (GASat)
General Department of Industry and Business Statistics





General Goals of Economic Indicators

- Providing data to define the key indexes of the national economic structure, as well as to identify the contribution of the private sector to the domestic product.
- Providing data on all economic activities to prepare the indexes that help in identifying growth rates of each economic activity.
- Updating economic data of each economic activity.
- Identifying the numbers of persons engaged in each economic activity.
- Identifying the change in remunerations paid to workers, as well as other expenses according to the various economic activities.
- To measure the amount of revenues for each and every economic activity.
- Providing the needed statistical data and information on all economic activities for government bodies and agencies as well as researchers.
- Meeting the requirements needed for conducting national calculations in accordance with the latest internationally adopted systems.
- Measuring the participation of each economic activity in the economic development process.
- Using such data to make local, regional and international comparisons and carry out studies and analyses.
- Providing the key seasonal economic variables of economic activities.





Glossary of Terms

- **Establishment:**

It is an economic entity with legal personality. It has a fixed location and carries out a certain economic activity. It is owned by one or a group of individuals, company, or semi-government sector.

The establishment is the smallest economic unit that may have data on workers, their remunerations, expenditures, and income and capital formations.

- **Economic activity:**

All activities performed or services provided by the establishment in return for consideration. Sometimes, the establishment gets nothing in return, such as charities that are financed by donations.

The classification of the institutional economic activity is based on the International Standard Industrial Classification (ISIC4). Still, minor changes are adopted to suit the establishments operating in Saudi Arabia.

The main activity of each establishment was given, during the survey, a six-digit economic classification code. In case there are two economic activities or more at the same establishment, then the economic activity that yields more revenues is chosen.

- **Workers:**

All individuals (Saudis and foreigners) who already work for the establishment with or without pay, as well as the owners, their affiliates and users, whether they are full-timers or part-timers, permanently or temporarily employed, males or females, whether they are paid on a daily, weekly or monthly basis. Workers also include partners and members of joint-stock companies, board chairmen and members, as well as workers on paid vacations.





- **Worker Remunerations:**

All dues paid for workers represented in salaries or wages, in addition to benefits and allowances.

- **Operating Expenses:**

All payments made by the establishment to practice an economic activity, whether purchased in the same year or taken from purchased stocks.

- **Operating Revenues:**

Cash revenues earned by an establishment as a result of practicing its main activity or other secondary activities, such as the sale and marketing of its products, providing services for consumers, or trading in goods in general. The operating revenues also include daily returns received in consideration of operations.

- **Operating surplus:**

The total amount of revenues after deducting the total amount of expenditures and remunerations.

- **Worker's productivity:**

The volume or number of units produced by the worker within a certain period. It is also defined as a measurement of efficiency whereby the establishment transfers inputs into outputs





Main Features of the Economic Indicators Survey

- **The Geographical Scope:**

The inclusiveness of collecting data on all operating establishments that are located with the cities covered by the economic surveys sample, as such surveys cover all administrative regions in Saudi Arabia represented by the central directorates and main cities. All economic surveys are based on the basis of "establishment census" as it is the general framework of all economic surveys.

- **Sample Framework:**

Data of establishments census 2010 (which was adapted in 2015) is adopted as a framework for the samples of all economic field surveys as it encompasses all fundamental data required for taking the sample, such as the name of the establishment, its address, its economic activity, and the number of workers.

Establishment census of covered all economic activities in all administrative regions in KSA which amount to 13 regions.

- **Scope and range:**

Operating establishments economic surveys cover establishments of private sector, public sector, and non-profit sector.

As for the geographical distribution of this survey, it covers all the kingdom's administrative regions (cities & villages) with giving a greater importance to cities given that they contain about 84% of all establishments in the kingdom and recruit about 91% of all workers in the kingdom.

- **Data Periodicity:**

The Economic Indicators Survey is conducted every 3 months.





- **Survey Inclusiveness:**

Economic indicators survey covered all economic activities by standard industrial classification of all economic activities (ISIC4) as follows:

- Agriculture, forestry & fishing
- Mining & quarrying
- Manufacturing
- Electricity, gas, steam & air conditioning supply
- Water supply; sewerage, waste remediation
- Construction
- Wholesale & retail trade; repair of motor vehicles
- Transportation & storage
- Accommodation & food service activities
- Information & communication
- Financial & insurance
- Real estate activities
- Professional, scientific & technical activities
- Administrative and support service activities
- Education
- Human health and &I work activities
- Arts, entertainment & recreation
- Other service





RESULTS OF Economic Indicators 2018 (Q2)



Table 1

جدول ١

عدد المنشآت حسب النشاط الاقتصادي خلال الربع الثاني ٢٠١٨

No. of establishments by economic activity , 2nd. Qrt. 2018

Economic activity		عدد المنشآت No. of establishments	النشاط الاقتصادي	
1	Agriculture, forestry & fishing	89,768	الزراعة والحراجة وصيد الأسماك	١
2	Mining & quarrying	667	التعدين واستغلال المحاجر	٢
3	Manufacturing	108,742	الصناعة التحويلية	٣
4	Electricity, gas, steam & air conditioning	784	توصيل الكهرباء والغاز	٤
5	Water supply; sewerage, waste remediation	2,436	امدادات الماء والصرف الصحي	٥
6	Construction	34,117	التشييد	٦
7	Wholesale & retail trade; repair of motor	472,594	تجارة الجملة والتجزئة	٧
8	Transportation & storage	16,692	النقل والتخزين	٨
9	Accommodation & food service activities	103,841	الإقامة والطعام	٩
10	Information & communication	5,622	المعلومات والاتصالات	١٠
11	Financial & insurance	6,628	أنشطة المال والتأمين	١١
12	Real estate activities	34,762	الأنشطة العقارية	١٢
13	Professional, scientific & technical activities	12,685	الأنشطة المهنية	١٣
14	Administrative and support service activities	21,453	الخدمات الإدارية والدعم	١٤
15	Education	9,327	التعليم	١٥
16	Human health and social work activities	5,829	الصحة والعمل الاجتماعي	١٦
17	Arts, entertainment & recreation	2,419	الفنون والترفيه	١٧
18	Other service	78,903	الخدمات الأخرى	١٨
Total		1,007,269	الجملة	

*Source - Economic Indicators Survey – GStat

Distribution of establishments by economic activity, 2nd. Qrt. 2018

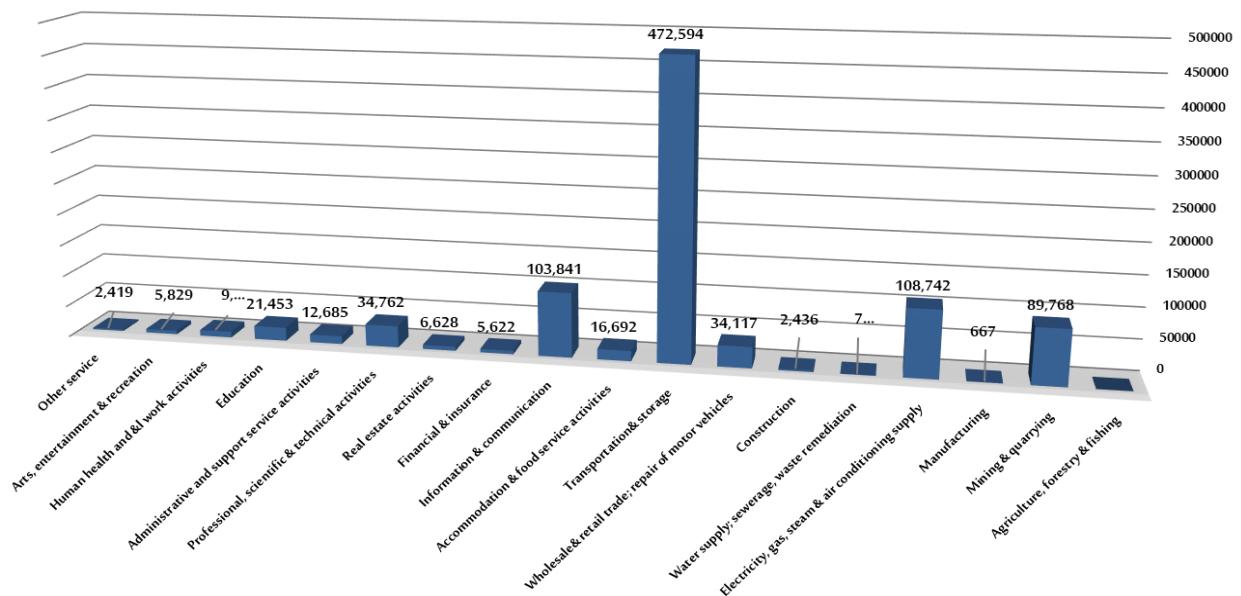




Table 2

جدول ٢

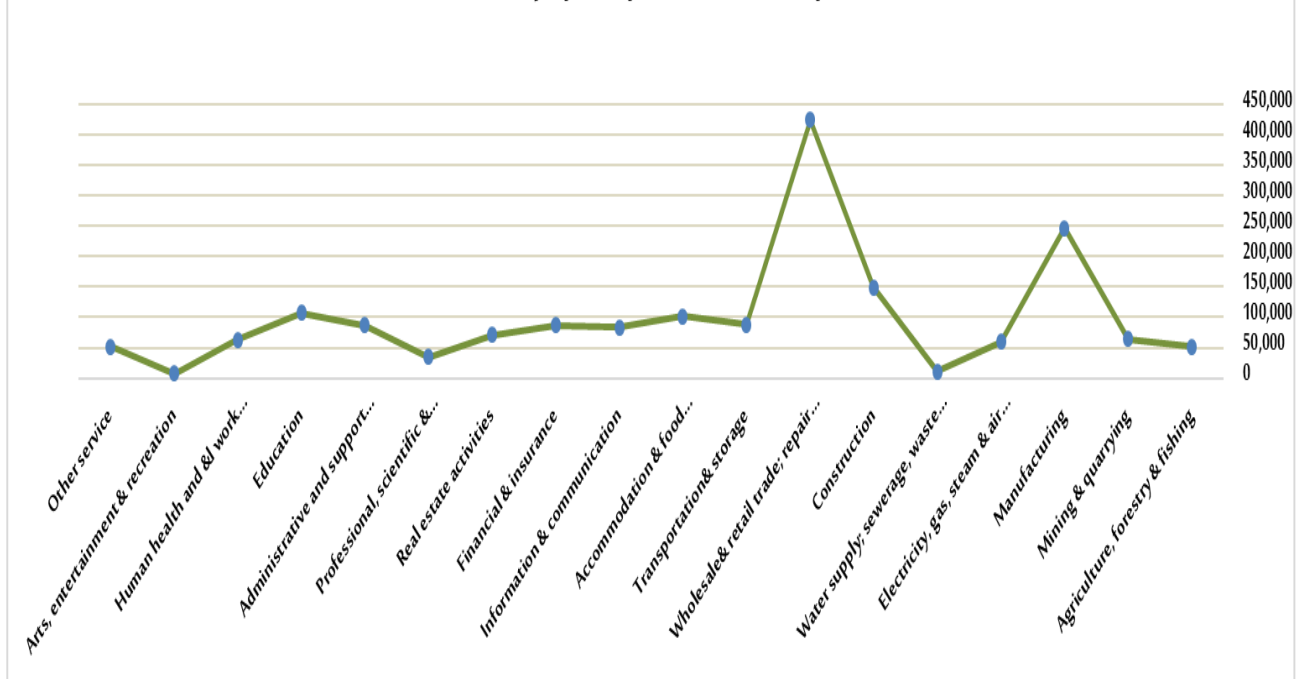
عدد المشغلين السعوديين حسب النشاط الاقتصادي خلال الربع الثاني ٢٠١٨

No. of Saudi employees by economic activity , 2nd. Qrt. 2018

Economic activity	No. of Saudi employees عدد المشغلين السعوديين			النشاط الاقتصادي
	ذكور Male	أناث Female	جملة Total	
1 Agriculture, forestry & fishing	50,528	855	51,383	١ الزراعة والحراة وصيد الأسماك
2 Mining & quarrying	64,191	457	64,648	٢ التعدين واستغلال المحاجر
3 Manufacturing	236,526	10,024	246,550	٣ الصناعة التحويلية
4 Electricity, gas, steam & air conditioning	59,763	288	60,051	٤ توصيل الكهرباء والغاز
5 Water supply; sewerage, waste remedia	10,381	299	10,680	٥ امدادات الماء والصرف الصحي
6 Construction	146,560	2,547	149,107	٦ التشييد
7 Wholesale& retail trade; repair of motor	411,594	13,059	424,653	٧ تجارة الجملة والتجزئة
8 Transportation& storage	87,362	1,237	88,599	٨ النقل والتخزين
9 Accommodation & food service activitie	89,151	12,657	101,808	٩ الإقامة والطعام
10 Information & communication	81,390	1,914	83,304	١٠ المعلومات والاتصالات
11 Financial & insurance	79,635	7,609	87,244	١١ أنشطة المال والتأمين
12 Real estate activities	70,369	642	71,011	١٢ الأنشطة العقارية
13 Professional, scientific & technical activi	31,406	2,907	34,313	١٣ الأنشطة المهنية
14 Administrative and support service activ	84,133	2,542	86,675	١٤ الخدمات الإدارية والدعم
15 Education	38,960	68,497	107,457	١٥ التعليم
16 Human health and &l work activities	42,904	19,603	62,507	١٦ الصحة والعمل الاجتماعي
17 Arts, entertainment & recreation	5,934	1,196	7,130	١٧ الفنون والترفية
18 Other service	37,486	14,411	51,897	١٨ الخدمات الأخرى
Total	1,628,273	160,744	1,789,017	الجملة

*Source - Economic Indicators Survey – GStat

Distribution of Saudi employees by economic activity, 2nd. Qrt. 2018



Saudi employees by gender , 2nd. Qrt. 2018

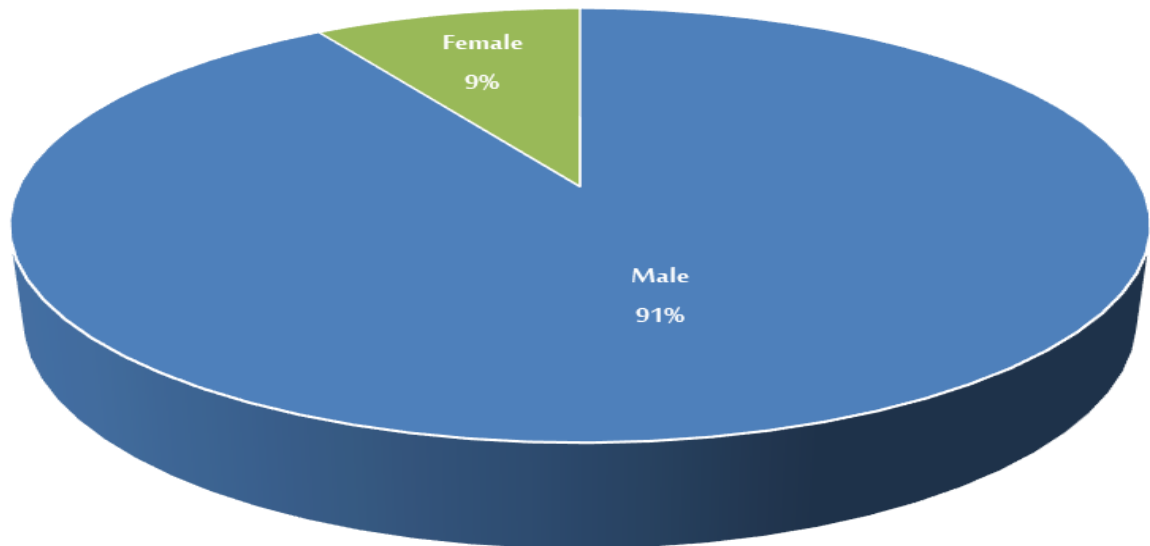




Table 3

جدول ٣

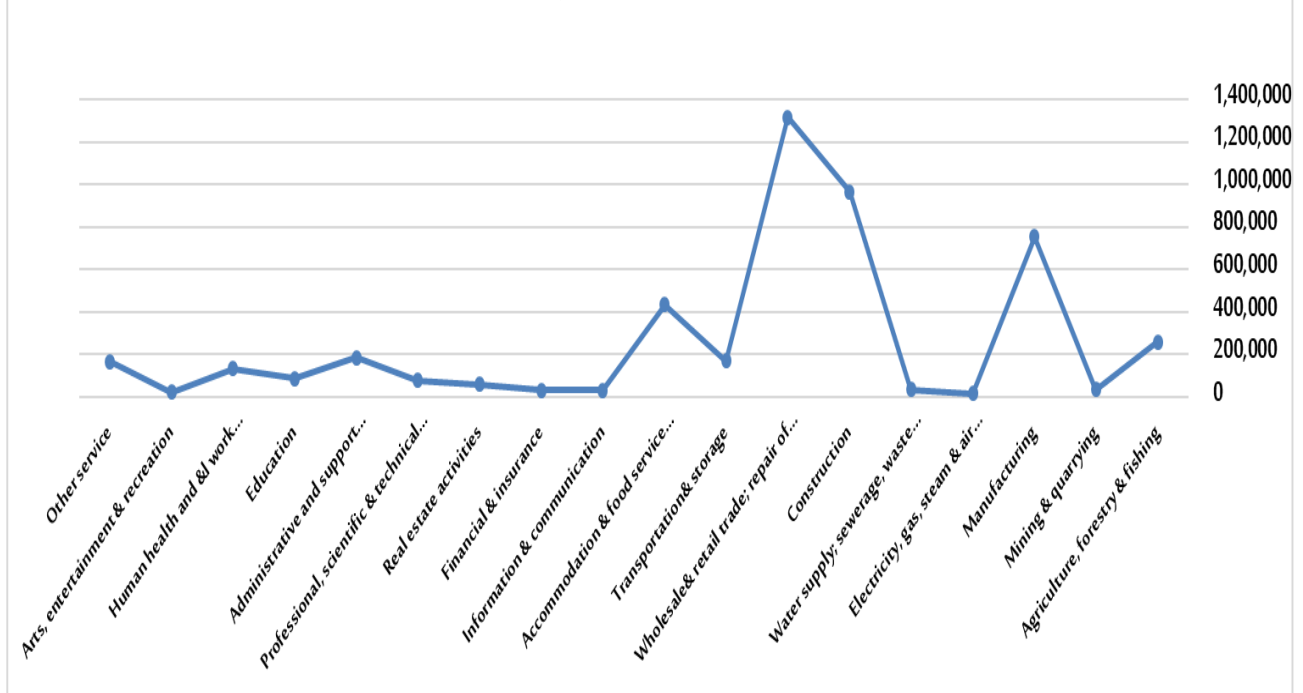
عدد المشتغلين غير السعوديين حسب النشاط الاقتصادي خلال الربع الثاني ٢٠١٨

No. of Non-Saudi employees by economic activity , 2nd. Qrt. 2018

Economic activity	عدد المشتغلين غير السعوديين			النشاط الاقتصادي
	ذكور Male	أناث Female	جملة Total	
1 Agriculture, forestry & fishing	259,693	238	259,931	١ الزراعة والحراة وصيد الأسماك
2 Mining & quarrying	33,392	264	33,656	٢ التعدين واستغلال المحاجر
3 Manufacturing	745,563	8,414	753,977	٣ الصناعة التحويلية
4 Electricity, gas, steam & air conditioning	15,269	211	15,480	٤ توصيل الكهرباء والغاز
5 Water supply; sewerage, waste remedia	34,173	173	34,346	٥ امدادات الماء والصرف الصحي
6 Construction	962,951	1,833	964,784	٦ التشييد
7 Wholesale& retail trade; repair of motor	1,312,198	3,848	1,316,046	٧ تجارة الجملة والتجزئة
8 Transportation& storage	160,399	8,461	168,860	٨ النقل والتخزين
9 Accommodation & food service activitie	424,939	7,221	432,160	٩ الإقامة والطعام
10 Information & communication	30,749	198	30,947	١٠ المعلومات والاتصالات
11 Financial & insurance	31,262	759	32,021	١١ أنشطة المال والتأمين
12 Real estate activities	58,315	233	58,548	١٢ الأنشطة العقارية
13 Professional, scientific & technical activi	76,014	1,658	77,672	١٣ الأنشطة المهنية
14 Administrative and support service activ	179,500	3,690	183,190	١٤ الخدمات الإدارية والدعم
15 Education	50,232	35,976	86,208	١٥ التعليم
16 Human health and &l work activities	80,429	50,899	131,328	١٦ الصحة والعمل الاجتماعي
17 Arts, entertainment & recreation	21,610	1,258	22,868	١٧ الفنون والترفية
18 Other service	149,765	16,256	166,021	١٨ الخدمات الأخرى
Total	4,626,453	141,590	4,768,043	الجملة

*Source - Economic Indicators Survey – GStat

Distribution of Non-Saudi employees by economic activity, 2nd. Qrt. 2018



Non-Saudi employees by gender , 2nd. Qrt. 2018

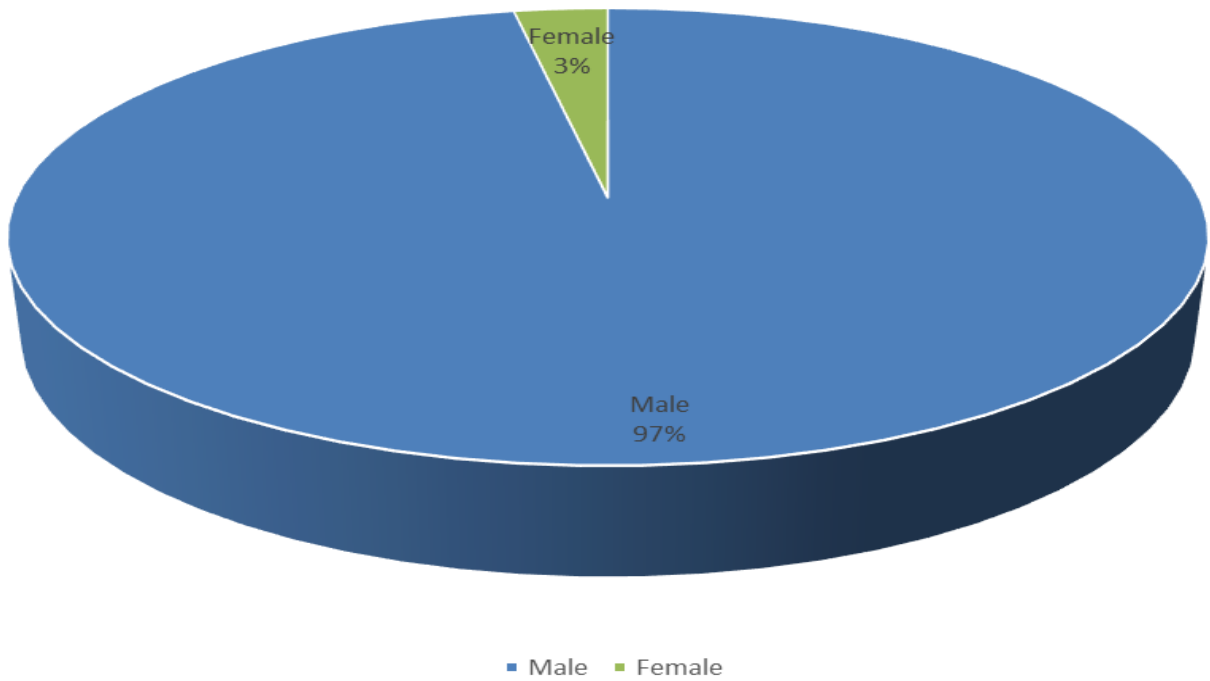




Table 4

جدول ٤

عدد المشتغلين حسب النشاط الاقتصادي خلال الربع الثاني ٢٠١٨

No. of employees by economic activity , 2nd. Qrt. 2018

Economic activity	عدد المشتغلين			النشاط الاقتصادي	
	ذكور Male	أناث Female	جملة Total		
1 Agriculture, forestry & fishing	310,221	1,093	311,314	الزراعة والحراجة وصيد الأسماك	١
2 Mining & quarrying	97,583	721	98,304	التعدين واستغلال المحاجر	٢
3 Manufacturing	982,089	18,438	1,000,527	الصناعة التحويلية	٣
4 Electricity, gas, steam & air conditi	75,032	499	75,531	توصيل الكهرباء والغاز	٤
5 Water supply; sewerage, waste re	44,554	472	45,026	إمدادات الماء والصرف الصحي	٥
6 Construction	1,109,511	4,380	1,113,891	التشييد	٦
7 Wholesale& retail trade; repair of r	1,723,792	16,907	1,740,699	تجارة الجملة والتجزئة	٧
8 Transportation& storage	247,761	9,698	257,459	النقل والتخزين	٨
9 Accommodation & food service ac	514,090	19,878	533,968	الإقامة والطعام	٩
10 Information & communication	112,139	2,112	114,251	المعلومات والاتصالات	١٠
11 Financial & insurance	110,897	8,368	119,265	أنشطة المال والتأمين	١١
12 Real estate activities	128,684	875	129,559	الأنشطة العقارية	١٢
13 Professional, scientific & technical	107,420	4,565	111,985	الأنشطة المهنية	١٣
14 Administrative and support service	263,633	6,232	269,865	الخدمات الإدارية والدعم	١٤
15 Education	89,192	104,473	193,665	التعليم	١٥
16 Human health and &l work activitie	123,333	70,502	193,835	الصحة والعمل الاجتماعي	١٦
17 Arts, entertainment & recreation	27,544	2,454	29,998	الفنون والترفيه	١٧
18 Other service	187,251	30,667	217,918	الخدمات الأخرى	١٨
Total	6,254,726	302,334	6,557,060	الجملة	

*Source - Economic Indicators Survey – GStat

Distribution of employees by economic activity, 2nd. Qrt. 2018

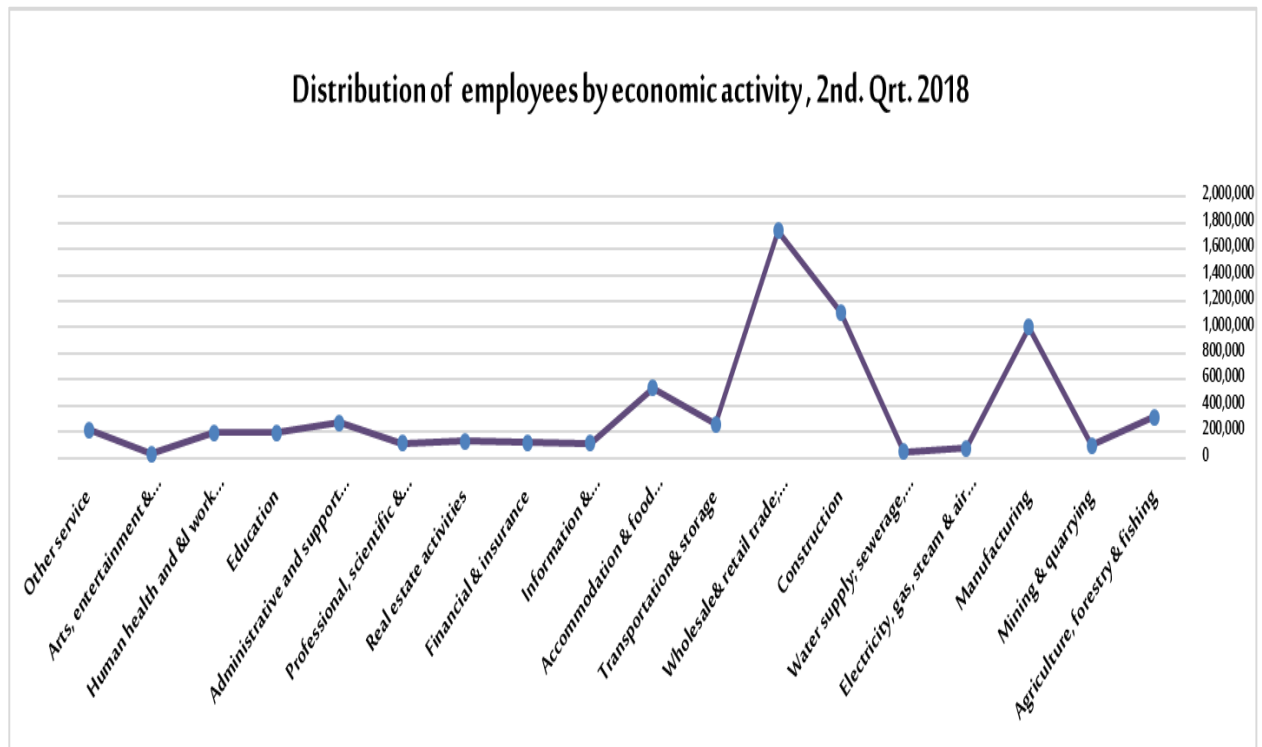




Table 5

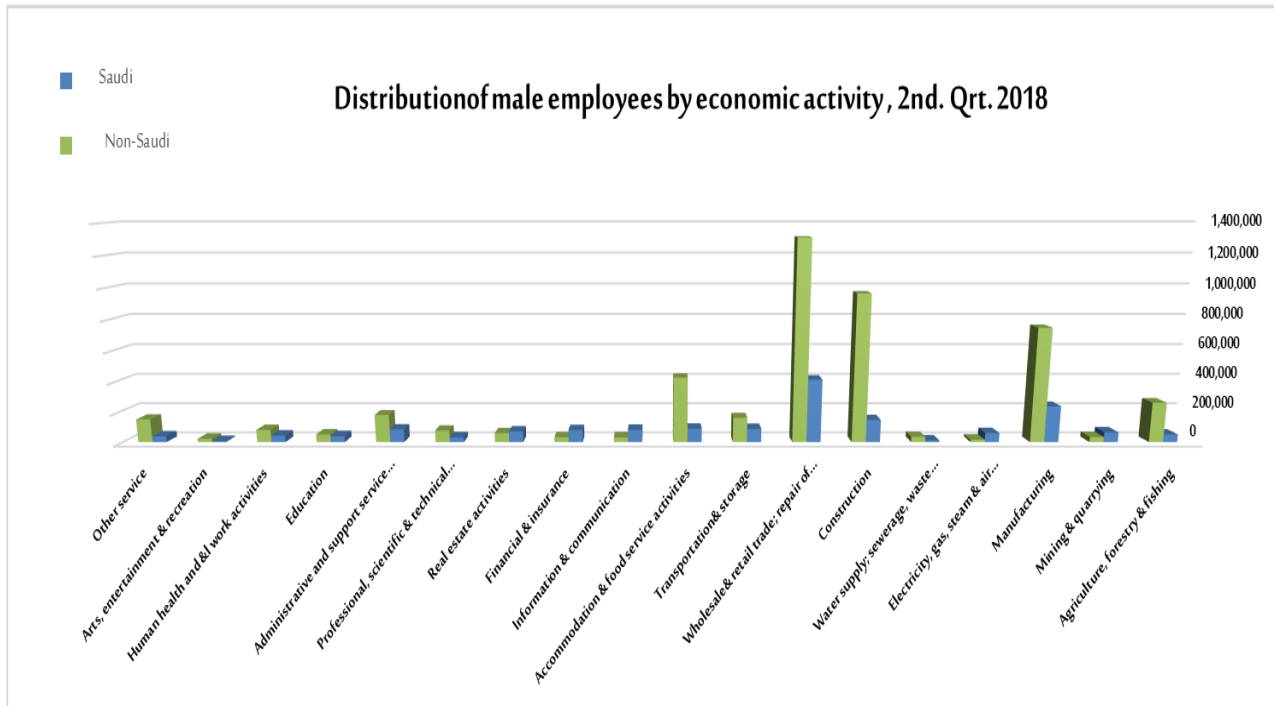
جدول ٥

عدد المشتغلين الذكور حسب النشاط الاقتصادي خلال الربع الثاني ٢٠١٨

No. of male employees by economic activity , 2nd. Qrt. 2018

Economic activity	المشتغلين الذكور Male employees			النشاط الاقتصادي
	سعودي Saudi	غير سعودي -Non	الجملة Total	
1 Agriculture, forestry & fishing	50,528	259,693	310,221	1 الزراعة والحراة وصيد الأسماك
2 Mining & quarrying	64,191	33,392	97,583	2 التعدين واستغلال المحاجر
3 Manufacturing	236,526	745,563	982,089	3 الصناعة التحويلية
4 Electricity, gas, steam & air conditioning	59,763	15,269	75,032	4 توصيل الكهرباء والغاز
5 Water supply; sewerage, waste remedia	10,381	34,173	44,554	5 امدادات الماء والصرف الصحي
6 Construction	146,560	962,951	1,109,511	6 التشييد
7 Wholesale& retail trade; repair of motor	411,594	1,312,198	1,723,792	7 تجارة الجملة والتجزئة
8 Transportation& storage	87,362	160,399	247,761	8 النقل والتخزين
9 Accommodation & food service activitie	89,151	424,939	514,090	9 الإقامة والطعام
10 Information & communication	81,390	30,749	112,139	10 المعلومات والاتصالات
11 Financial & insurance	79,635	31,262	110,897	11 أنشطة المال والتأمين
12 Real estate activities	70,369	58,315	128,684	12 الأنشطة العقارية
13 Professional, scientific & technical activi	31,406	76,014	107,420	13 الأنشطة المهنية
14 Administrative and support service activ	84,133	179,500	263,633	14 الخدمات الإدارية والدعم
15 Education	38,960	50,232	89,192	15 التعليم
16 Human health and &I work activities	42,904	80,429	123,333	16 الصحة والعمل الاجتماعي
17 Arts, entertainment & recreation	5,934	21,610	27,544	17 الفنون والترفية
18 Other service	37,486	149,765	187,251	18 الخدمات الأخرى
Total	1,628,273	4,626,453	6,254,726	الجملة

*Source - Economic Indicators Survey – GStat



MALE EMPLOYEES BY NATIONALITY, 2ND. QRT. 2018

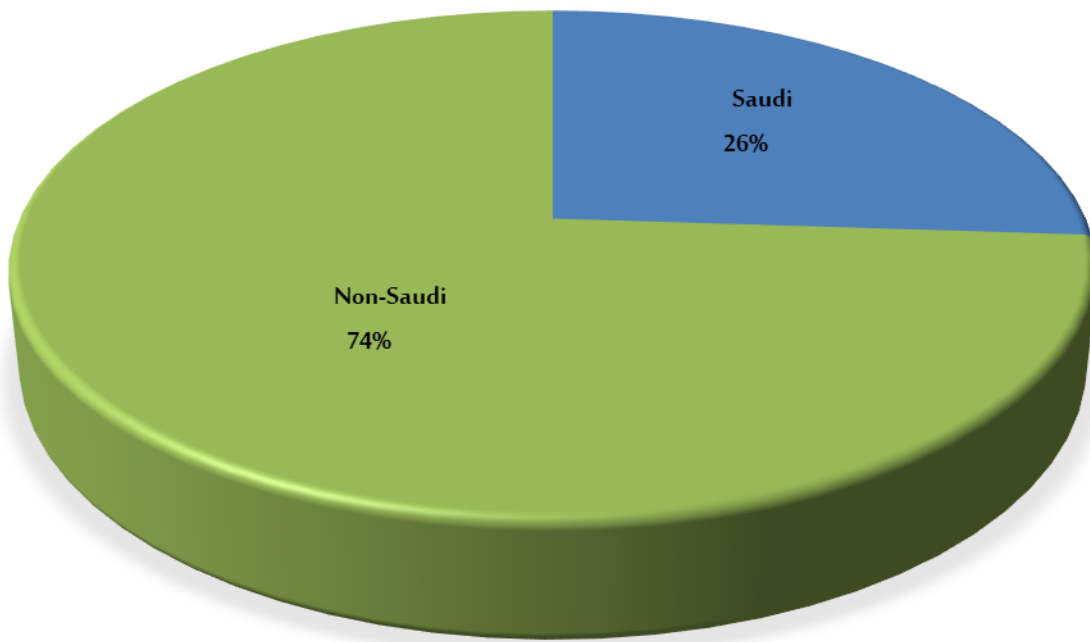




Table 6

جدول ٦

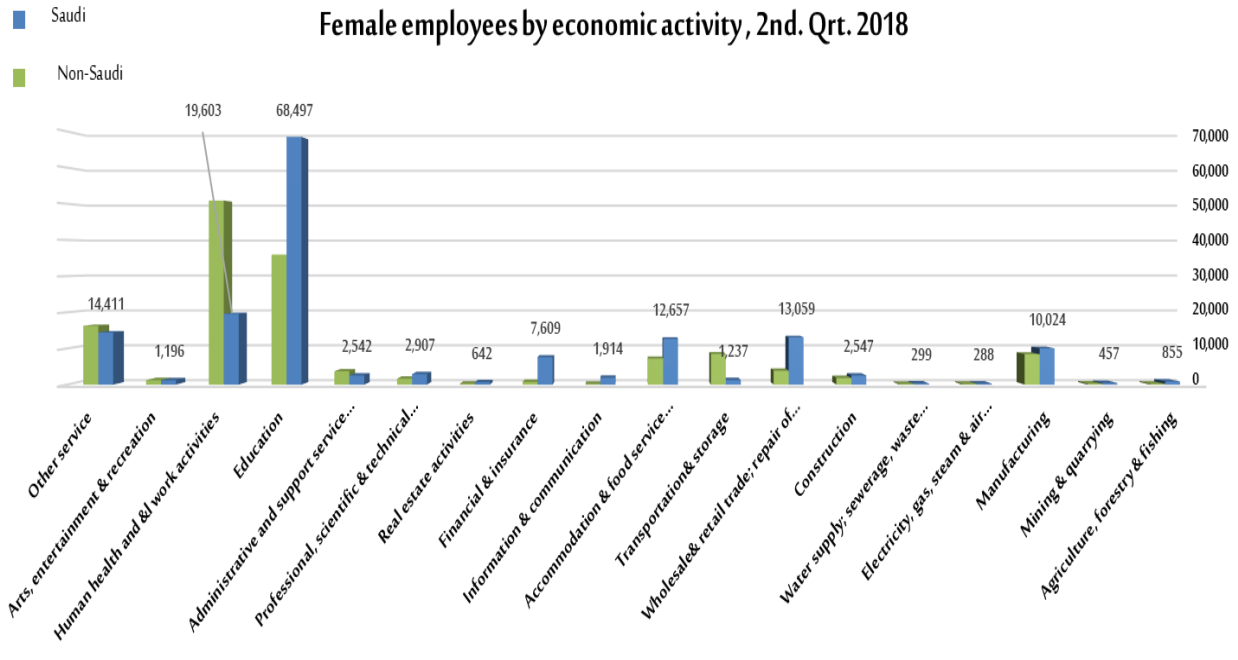
عدد المشتغلين الإناث حسب النشاط الاقتصادي خلال الربع الثاني ٢٠١٨

No. of female employees by economic activity , 2nd. Qrt. 2018

Economic activity	المشتغلين الإناث Female employees			النشاط الاقتصادي
	سعودي Saudi	غير سعودي -Non	الجملة Total	
1 Agriculture, forestry & fishing	855	238	1,093	١ الزراعة والحراة وصيد الأسماك
2 Mining & quarrying	457	264	721	٢ التعدين واستغلال المحاجر
3 Manufacturing	10,024	8,414	18,438	٣ الصناعة التحويلية
4 Electricity, gas, steam & air conditi	288	211	499	٤ توصيل الكهرباء والغاز
5 Water supply; sewerage, waste re	299	173	472	٥ امدادات الماء والصرف الصحي
6 Construction	2,547	1,833	4,380	٦ التشييد
7 Wholesale& retail trade; repair of r	13,059	3,848	16,907	٧ تجارة الجملة والتجزئة
8 Transportation& storage	1,237	8,461	9,698	٨ النقل والتخزين
9 Accommodation & food service ac	12,657	7,221	19,878	٩ الإقامة والطعام
10 Information & communication	1,914	198	2,112	١٠ المعلومات والاتصالات
11 Financial & insurance	7,609	759	8,368	١١ أنشطة المال والتأمين
12 Real estate activities	642	233	875	١٢ الأنشطة العقارية
13 Professional, scientific & technical	2,907	1,658	4,565	١٣ الأنشطة المهنية
14 Administrative and support service	2,542	3,690	6,232	١٤ الخدمات الإدارية والدعم
15 Education	68,497	35,976	104,473	١٥ التعليم
16 Human health and &l work activitie	19,603	50,899	70,502	١٦ الصحة والعمل الاجتماعي
17 Arts, entertainment & recreation	1,196	1,258	2,454	١٧ الفنون والترفية
18 Other service	14,411	16,256	30,667	١٨ الخدمات الأخرى
Total	160,744	141,590	302,334	الجملة

*Source - Economic Indicators Survey – GStat

Female employees by economic activity, 2nd. Qrt. 2018



FEMALE EMPLOYEES BY NATIONALITY, 2ND . QRT. 2018

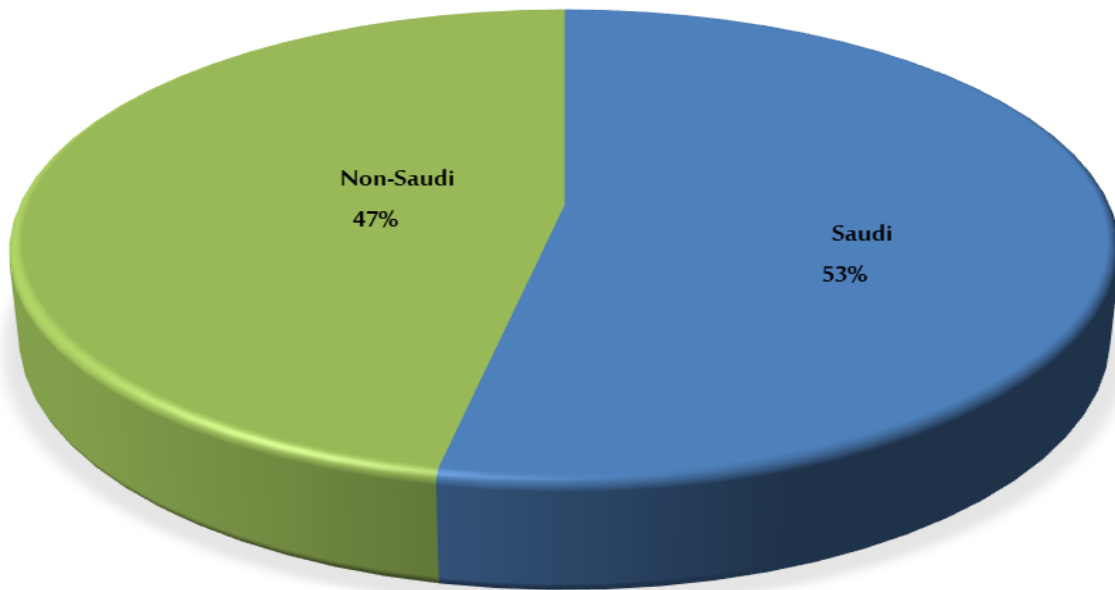




Table 7

جدول ٧

متوسط التعويضات الشهرية المدفوعة للمشتغلين حسب النشاط الاقتصادي خلال الربع الثاني ٢٠١٨

Average monthly compensations paid to employees by economic activity, 2nd. Qrt. 2018

Economic activity		جملة المشتغلين Total	تعويضات المشتغلين Comensation	متوسط التعويضات Avg. compensation	النشاط الاقتصادي
1	Agriculture, forestry & fishing	311,314	1,506,153,787	1,613	١ الزراعة والحراجة وصيد الأسماك
2	Mining & quarrying	98,304	8,610,736,914	29,198	٢ التعدين واستغلال المحاجر
3	Manufacturing	1,000,527	12,566,582,781	4,187	٣ الصناعة التحويلية
4	Electricity, gas, steam & air conditi	75,531	2,268,568,821	10,012	٤ توصيل الكهرباء والغاز
5	Water supply; sewerage, waste re	45,026	353,835,006	2,619	٥ امدادات الماء والصرف الصحي
6	Construction	1,113,891	9,124,954,950	2,731	٦ التشييد
7	Wholesale& retail trade; repair of r	1,740,699	11,918,634,811	2,282	٧ تجارة الجملة والتجزئة
8	Transportation& storage	257,459	3,300,868,086	4,274	٨ النقل والتخزين
9	Accommodation & food service ac	533,968	6,845,974,787	4,274	٩ الإقامة والطعام
10	Information & communication	114,251	2,963,609,050	8,646	١٠ المعلومات والاتصالات
11	Financial & insurance	119,265	5,867,293,669	16,398	١١ أنشطة المال والتأمين
12	Real estate activities	129,559	1,000,142,838	2,573	١٢ الأنشطة العقارية
13	Professional, scientific & technical	111,985	1,365,216,927	4,064	١٣ الأنشطة المهنية
14	Administrative and support service	269,865	2,099,667,582	2,593	١٤ الخدمات الإدارية والدعم
15	Education	193,665	1,727,678,483	2,974	١٥ التعليم
16	Human health and &l work activitie	193,835	1,728,026,815	2,972	١٦ الصحة والعمل الاجتماعي
17	Arts, entertainment & recreation	29,998	210,045,955	2,334	١٧ الفنون والترفيه
18	Other service	217,918	1,173,391,897	1,795	١٨ الخدمات الأخرى
Total		6,557,060	74,631,383,159	3,794	الجملة

*Source - Economic Indicators Survey – GASStat

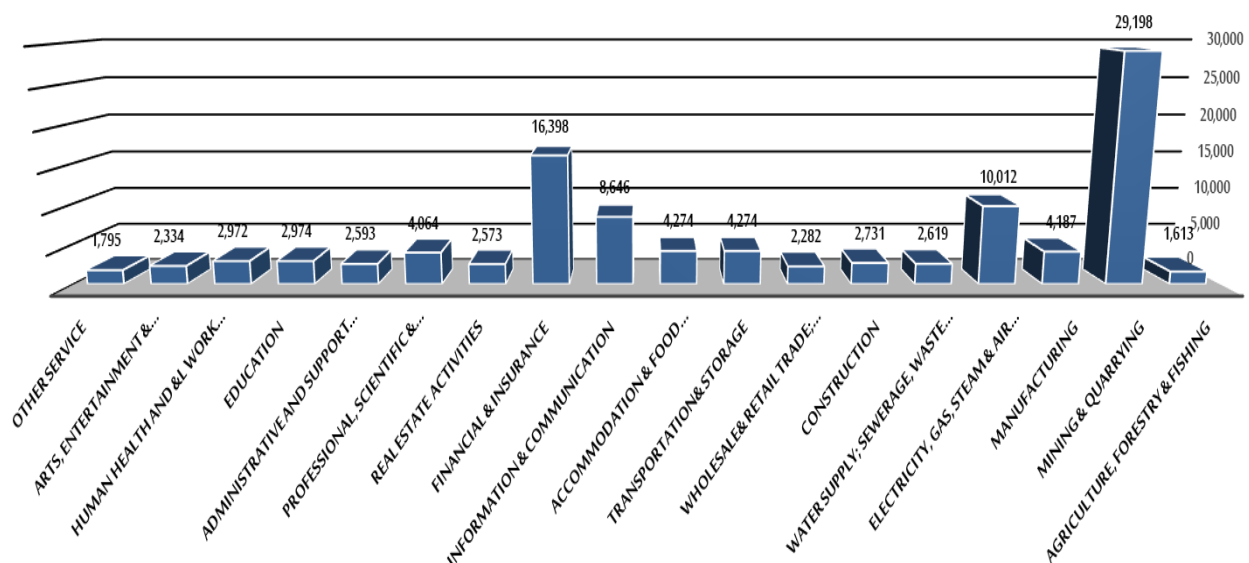
Average compensations
of employees by economic activity, 2nd. Qrt. 2018



Table 8

جدول ٨

النفقات والإيرادات التشغيلية حسب النشاط الاقتصادي خلال الربع الثاني ٢٠١٨

Operating expenses and revenues by economic activity, 2nd. Qrt. 2018

Economic activity		النفقات التشغيلية Expenditures	الإيرادات التشغيلية Revenues	النشاط الاقتصادي
1	Agriculture, forestry & fishing	9,460,745,631	24,961,502,437	١ الزراعة والحراة وصيد الأسماك
2	Mining & quarrying	36,520,013,884	238,710,316,719	٢ التعدين واستغلال المحاجر
3	Manufacturing	85,837,013,001	177,746,996,917	٣ الصناعة التحويلية
4	Electricity, gas, steam & air conditioning	8,924,759,870	19,802,742,948	٤ توصيل الكهرباء والغاز
5	Water supply; sewerage, waste remedia	1,100,974,019	2,680,704,131	٥ امدادات الماء والصرف الصحي
6	Construction	24,639,842,654	58,079,547,095	٦ التشييد
7	Wholesale & retail trade; repair of motor	93,460,951,708	152,604,626,869	٧ تجارة الجملة والتجزئة
8	Transportation & storage	16,768,934,793	35,262,503,457	٨ النقل والتخزين
9	Accommodation & food service activitie	12,590,130,957	21,617,817,308	٩ الإقامة والطعام
10	Information & communication	20,931,958,021	43,666,647,528	١٠ المعلومات والاتصالات
11	Financial & insurance	13,735,174,921	48,896,498,106	١١ أنشطة المال والتأمين
12	Real estate activities	1,431,266,549	5,132,259,662	١٢ الأنشطة العقارية
13	Professional, scientific & technical activi	4,138,491,105	8,762,878,177	١٣ الأنشطة المهنية
14	Administrative and support service activ	7,344,022,202	14,361,278,611	١٤ الخدمات الإدارية والدعم
15	Education	2,713,808,611	5,180,962,143	١٥ التعليم
16	Human health and &I work activities	4,214,621,197	12,267,874,538	١٦ الصحة والعمل الاجتماعي
17	Arts, entertainment & recreation	741,778,683	2,133,668,570	١٧ الفنون والترفية
18	Other service	2,449,163,500	4,945,863,760	١٨ الخدمات الأخرى
Total		347,003,651,306	876,814,688,976	الجملة

*Source - Economic Indicators Survey – GStat

Distributin of operating expenditures and revenues by economic activity, 2nd. Qrt. 2018

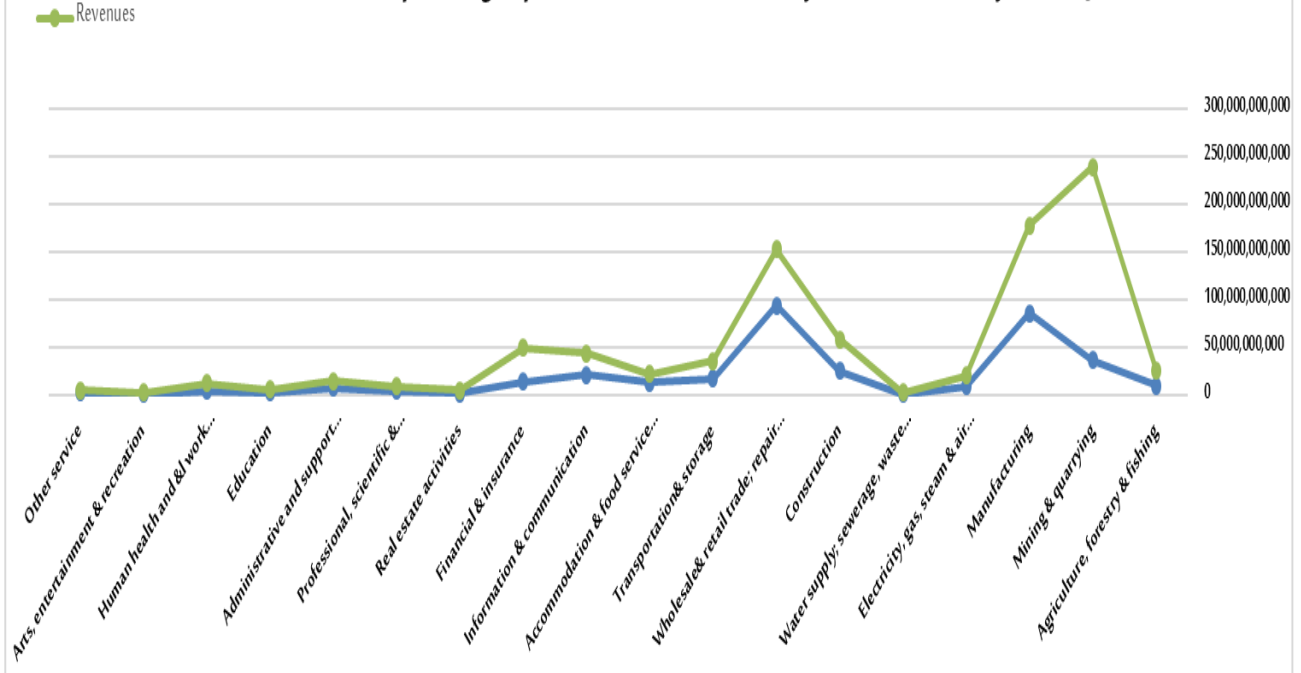




Table 9

جدول ٩

فائض التشغيل حسب النشاط الاقتصادي خلال الربع الثاني ٢٠١٨

Operating surplus by economic activity, 2nd. Qrt. 2018

Economic activity	فائض التشغيل Operating surplus	النشاط الاقتصادي
1 Agriculture, forestry & fishing	13,994,603,019	١ الزراعة والحراجة وصيد الأسماك
2 Mining & quarrying	193,579,565,921	٢ التعدين واستغلال المحاجر
3 Manufacturing	79,343,401,135	٣ الصناعة التحويلية
4 Electricity, gas, steam & air conditioning supply	8,609,414,257	٤ توصيل الكهرباء والغاز
5 Water supply; sewerage, waste remediation	1,225,895,106	٥ امدادات الماء والصرف الصحي
6 Construction	24,314,749,491	٦ التشييد
7 Wholesale & retail trade; repair of motor vehicles	47,225,040,350	٧ تجارة الجملة والتجزئة
8 Transportation & storage	15,192,700,578	٨ النقل والتخزين
9 Accommodation & food service activities	2,181,711,564	٩ الإقامة والطعام
10 Information & communication	19,771,080,457	١٠ المعلومات والاتصالات
11 Financial & insurance	29,294,029,516	١١ أنشطة المال والتأمين
12 Real estate activities	2,700,850,275	١٢ الأنشطة العقارية
13 Professional, scientific & technical activities	3,259,170,145	١٣ الأنشطة المهنية
14 Administrative and support service activities	4,917,588,827	١٤ الخدمات الإدارية والدعم
15 Education	739,475,049	١٥ التعليم
16 Human health and & work activities	6,325,226,526	١٦ الصحة والعمل الاجتماعي
17 Arts, entertainment & recreation	1,181,843,932	١٧ الفنون والترفيه
18 Other service	1,323,308,363	١٨ الخدمات الأخرى
Total	455,179,654,511	الجملة

*Source - Economic Indicators Survey – GStat

Operating surplus by economic activity, 2nd. Qrt. 2018

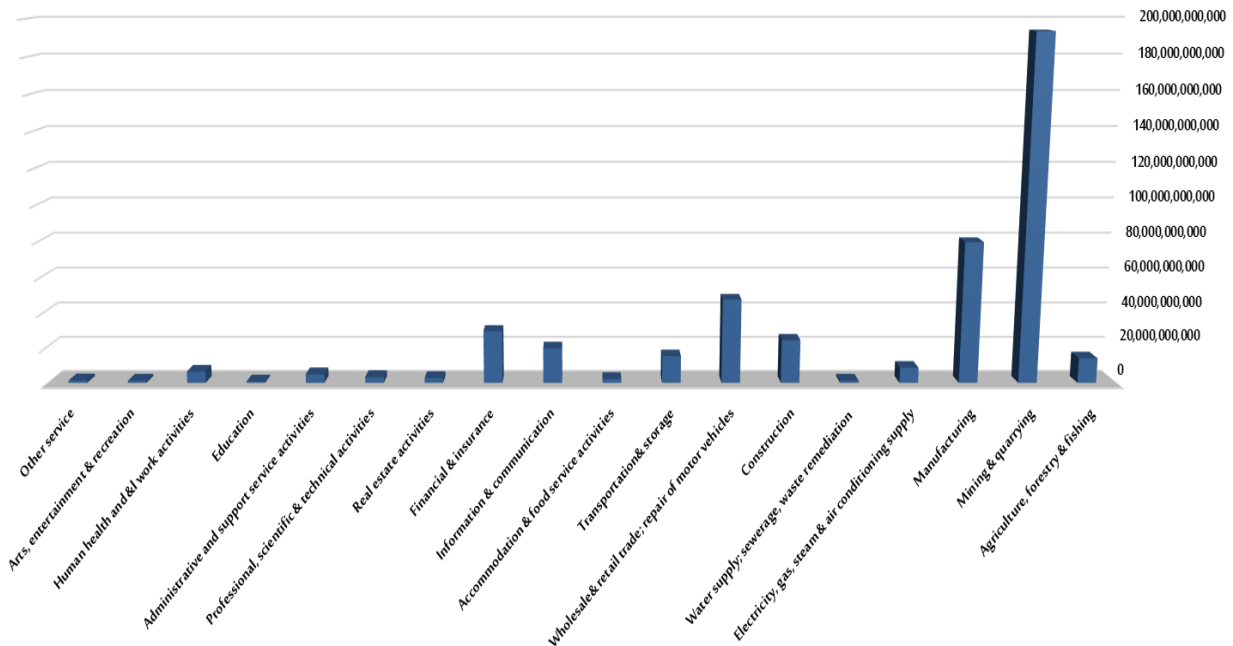




Table 10

جدول ١٠

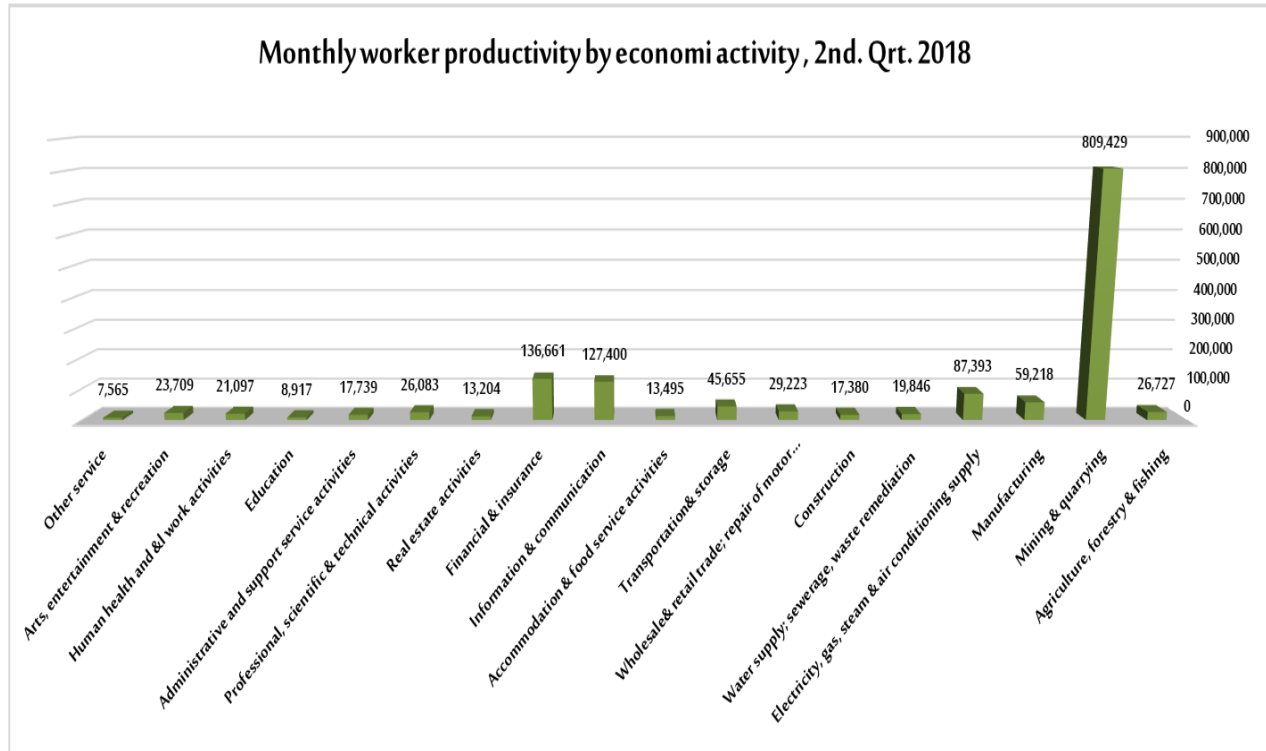
معدل إنتاجية المشتغل حسب النشاط الاقتصادي خلال الربع الثاني ٢٠١٨

Monthly worker productivity by economic activity, 2nd. Qrt. 2018

Economic activity		جملة المشتغلين Total	الإيرادات التشغيلية Revenues	إنتاجية المشتغل Worker productivity	النشاط الاقتصادي
1	Agriculture, forestry & fishing	311,314	24,961,502,437	26,727	١ الزراعة والحراجة وصيد الأسماك
2	Mining & quarrying	98,304	238,710,316,719	809,429	٢ التعدين واستغلال المحاجر
3	Manufacturing	1,000,527	177,746,996,917	59,218	٣ الصناعة التحويلية
4	Electricity, gas, steam & air conditi	75,531	19,802,742,948	87,393	٤ توصيل الكهرباء والغاز
5	Water supply; sewerage, waste re	45,026	2,680,704,131	19,846	٥ امدادات الماء والصرف الصحي
6	Construction	1,113,891	58,079,547,095	17,380	٦ التشييد
7	Wholesale& retail trade; repair of r	1,740,699	152,604,626,869	29,223	٧ تجارة الجملة والتجزئة
8	Transportation& storage	257,459	35,262,503,457	45,655	٨ النقل والتخزين
9	Accommodation & food service ac	533,968	21,617,817,308	13,495	٩ الإقامة والطعام
10	Information & communication	114,251	43,666,647,528	127,400	١٠ المعلومات والاتصالات
11	Financial & insurance	119,265	48,896,498,106	136,661	١١ أنشطة المال والتأمين
12	Real estate activities	129,559	5,132,259,662	13,204	١٢ الأنشطة العقارية
13	Professional, scientific & technical	111,985	8,762,878,177	26,083	١٣ الأنشطة المهنية
14	Administrative and support service	269,865	14,361,278,611	17,739	١٤ الخدمات الإدارية والدعم
15	Education	193,665	5,180,962,143	8,917	١٥ التعليم
16	Human health and &l work activitie	193,835	12,267,874,538	21,097	١٦ الصحة والعمل الاجتماعي
17	Arts, entertainment & recreation	29,998	2,133,668,570	23,709	١٧ الفنون والترفيه
18	Other service	217,918	4,945,863,760	7,565	١٨ الخدمات الأخرى
Total		6,557,060	876,814,688,976	44,574	الجملة

*Source - Economic Indicators Survey – GStat

Monthly worker productivity by economic activity, 2nd. Qrt. 2018





الهيئة العامة للإحصاء
General Authority for Statistics

stats.gov.sa

 [@stats_saudi](https://twitter.com/stats_saudi)

 [stats.saudi](https://www.facebook.com/stats.saudi)

 [stats_saudi](https://www.instagram.com/stats_saudi)