



الهيئة العامة للإحصاء
General Authority for Statistics

Economic Indicators

Q1 2018



Indicators



Introduction

Economic indicators are a group of economic statistics and data used in the short term in measuring the performance of various economic sectors in order to identify the economic status and recognize how much the economy is strong.

The Economic Indicators Survey is a periodic survey carried out with the aim to investigate characteristics and components of the operating establishments engaged in one or more economic activities in both private and public sectors as well as the non-profit sector all over KSA.

The importance of this survey is represented in what it provides of short-term indicators on the number of workers classified by sex and nationality, remunerations paid to workers, operating expenditures, and operational revenues.

GASat hopes that the economic indicators bulletin meets the needs of decision makers, researchers, business men, and all other beneficiaries. Additionally, GASat would be pleased to receive any feedback or suggestions aiming to develop this bulletin.

General Authority for Statistics (GASat)

General Department of Industry and Business Statistics





General Goals of Economic Indicators

- Providing data to define the key indexes of the national economic structure, as well as to identify the contribution of the private sector to the domestic product.
- Providing data on all economic activities to prepare the indexes that help in identifying growth rates of each economic activity.
- Updating economic data of each economic activity.
- Identifying the numbers of persons engaged in each economic activity.
- Identifying the change in remunerations paid to workers, as well as other expenses according to the various economic activities.
- To measure the amount of revenues for each and every economic activity.
- Providing the needed statistical data and information on all economic activities for government bodies and agencies as well as researchers.
- Meeting the requirements needed for conducting national calculations in accordance with the latest internationally adopted systems.
- Measuring the participation of each economic activity in the economic development process.
- Using such data to make local, regional and international comparisons and carry out studies and analyses.
- Providing the key seasonal economic variables of economic activities.





Glossary of Terms

- **Establishment:**

It is an economic entity with legal personality. It has a fixed location and carries out a certain economic activity. It is owned by one or a group of individuals, company, or semi-government sector.

The establishment is the smallest economic unit that may have data on workers, their remunerations, expenditures, and income and capital formations.

- **Economic activity:**

All activities performed or services provided by the establishment in return for consideration. Sometimes, the establishment gets nothing in return, such as charities that are financed by donations.

The classification of the institutional economic activity is based on the International Standard Industrial Classification (ISIC ξ). Still, minor changes are adopted to suit the establishments operating in Saudi Arabia.

The main activity of each establishment was given, during the survey, a six-digit economic classification code. In case there are two economic activities or more at the same establishment, then the economic activity that yields more revenues is chosen.

- **Workers:**

All individuals (Saudis and foreigners) who already work for the establishment with or without pay, as well as the owners, their affiliates and users, whether they are full-timers or part-timers, permanently or temporarily employed, males or females, whether they are paid on a daily, weekly or monthly basis. Workers also include partners and members of joint-stock companies, board chairmen and members, as well as workers on paid vacations.





- **Worker Remunerations:**

All dues paid for workers represented in salaries or wages, in addition to benefits and allowances.

- **Operating Expenses:**

All payments made by the establishment to practice an economic activity, whether purchased in the same year or taken from purchased stocks.

- **Operating Revenues:**

Cash revenues earned by an establishment as a result of practicing its main activity or other secondary activities, such as the sale and marketing of its products, providing services for consumers, or trading in goods in general. The operating revenues also include daily returns received in consideration of operations.

- **Operating surplus:**

The total amount of revenues after deducting the total amount of expenditures and remunerations.

- **Worker's productivity:**

The volume or number of units produced by the worker within a certain period. It is also defined as a measurement of efficiency whereby the establishment transfers inputs into outputs





Main Features of the Economic Indicators Survey

- **The Geographical Scope:**

The inclusiveness of collecting data on all operating establishments that are located with the cities covered by the economic surveys sample, as such surveys cover all administrative regions in Saudi Arabia represented by the central directorates and main cities. All economic surveys are based on the basis of “establishment census” as it is the general framework of all economic surveys.

- **Sample Framework:**

Data of establishments census ٢٠١٠ (which was adapted in ٢٠١٥) is adopted as a framework for the samples of all economic field surveys as it encompasses all fundamental data required for taking the sample, such as the name of the establishment, its address, its economic activity, and the number of workers.

Establishment census of covered all economic activities in all administrative regions in KSA which amount to ١٣ regions.

- **Scope and range:**

Operating establishments economic surveys cover establishments of private sector, public sector, and non-profit sector.

As for the geographical distribution of this survey, it covers all the kingdom's administrative regions (cities & villages) with giving a greater importance to cities given that they contain about ٨٤% of all establishments in the kingdom and recruit about ٩١% of all workers in the kingdom.

- **Data Periodicity:**

The Economic Indicators Survey is conducted every ٣ months.





- **Survey Inclusiveness:**

Economic indicators survey covered all economic activities by standard industrial classification of all economic activities (ISIC ξ) as follows:

- Agriculture and fishing
- Mining and quarrying
- Manufacturing
- Electricity, gas and water supply
- Construction
- Wholesale and retail trade
- Transport and stockpiling
- Hotels and restaurants
- Information and Communication
- Finance and Business





RESULTS OF Economic Indicators (Q I)



Table 1

جدول ١

عدد المنشآت حسب النشاط الاقتصادي خلال الربع الأول ٢٠١٨

No. of establishments by economic activity , 1ST. Qrt. 2018

Economic activity		عدد المنشآت No. of establishments	النشاط الاقتصادي
1	Agriculture, forestry & fishing	89,768	١ الزراعة والحراة وصيد الأسماك
2	Mining & quarrying	667	٢ التعدين واستغلال المحاجر
3	Manufacturing	108,742	٣ الصناعة التحويلية
4	Electricity, gas, steam & air conditioning	784	٤ توصيل الكهرباء والغاز
5	Water supply; sewerage, waste remediation	2,436	٥ امدادات الماء والصرف الصحي
6	Construction	34,117	٦ التشييد
7	Wholesale& retail trade; repair of motor	472,594	٧ تجارة الجملة والتجزئة
8	Transportation& storage	16,692	٨ النقل والتخزين
9	Accommodation & food service activities	103,841	٩ الإقامة والطعام
10	Information & communication	5,622	١٠ المعلومات والاتصالات
11	Financial & insurance	6,628	١١ أنشطة المال والتأمين
12	Real estate activities	34,762	١٢ الأنشطة العقارية
13	Professional, scientific & technical activities	12,685	١٣ الأنشطة المهنية
14	Administrative and support service activities	21,453	١٤ الخدمات الإدارية والدعم
15	Education	9,327	١٥ التعليم
16	Human health and &I work activities	5,829	١٦ الصحة والعمل الاجتماعي
17	Arts, entertainment & recreation	2,419	١٧ الفنون والترفية
18	Other service	78,903	١٨ الخدمات الأخرى
Total		1,007,269	الجملة

*Source - Economic Indicators Survey – GStat

Distribution of establishments by economic activity, 1ST. Qrt. 2018

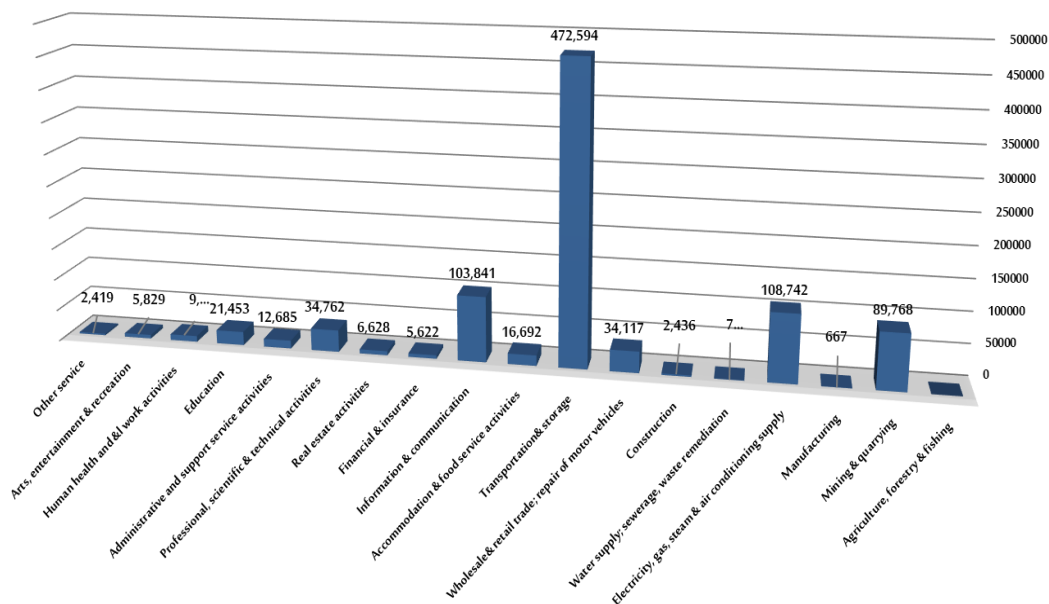




Table 2

جدول ٢

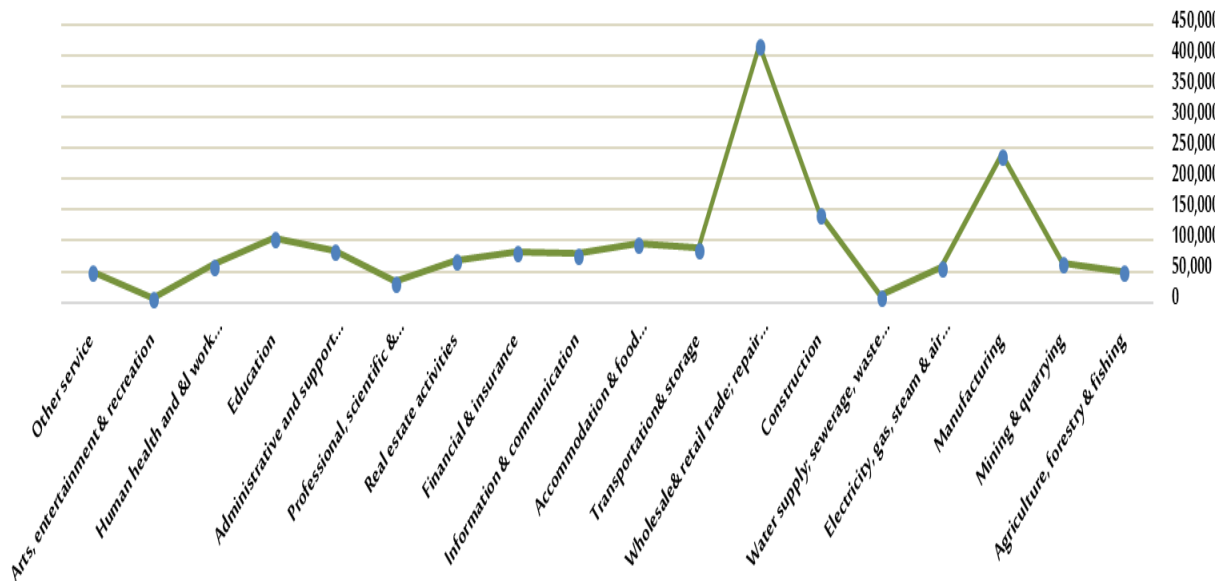
عدد المشغلين السعوديين حسب النشاط الاقتصادي خلال الربع الاول ٢٠١٨

No. of Saudi employees by economic activity , 1ST. Qrt. 2018

Economic activity	No. of Saudi employees عدد المشغلين السعوديين			النشاط الاقتصادي
	ذكور Male	أناث Female	جملة Total	
1 Agriculture, forestry & fishing	49,458	822	50,280	١ الزراعة والحراة وصيد الأسماك
2 Mining & quarrying	63,758	442	64,200	٢ التعدين واستغلال المحاجر
3 Manufacturing	230,214	9,698	239,912	٣ الصناعة التحويلية
4 Electricity, gas, steam & air conditioning	56,550	279	56,829	٤ توصيل الكهرباء والغاز
5 Water supply; sewerage, waste remedia	10,180	296	10,476	٥ امدادات الماء والصرف الصحي
6 Construction	142,650	2,499	145,149	٦ التشييد
7 Wholesale& retail trade; repair of motor	405,812	12,810	418,622	٧ تجارة الجملة والتجزئة
8 Transportation& storage	87,225	633	87,858	٨ النقل والتخزين
9 Accommodation & food service activitie	84,102	12,233	96,335	٩ الإقامة والطعام
10 Information & communication	77,118	1,860	78,978	١٠ المعلومات والاتصالات
11 Financial & insurance	75,143	7,367	82,510	١١ أنشطة المال والتأمين
12 Real estate activities	67,569	641	68,210	١٢ الأنشطة العقارية
13 Professional, scientific & technical activi	31,070	2,821	33,891	١٣ الأنشطة المهنية
14 Administrative and support service activ	82,601	2,534	85,135	١٤ الخدمات الإدارية والدعم
15 Education	38,304	67,013	105,317	١٥ التعليم
16 Human health and &l work activities	42,305	18,904	61,209	١٦ الصحة والعمل الاجتماعي
17 Arts, entertainment & recreation	5,862	1,187	7,049	١٧ الفنون والترفية
18 Other service	36,116	13,957	50,073	١٨ الخدمات الأخرى
Total	1,586,037	155,996	1,742,033	الجملة

*Source - Economic Indicators Survey – GASTat

Distribution of Saudi employees by economic activity, 1ST. Qrt. 2018





Saudi employees by gender , 1ST. Qrt. 2018

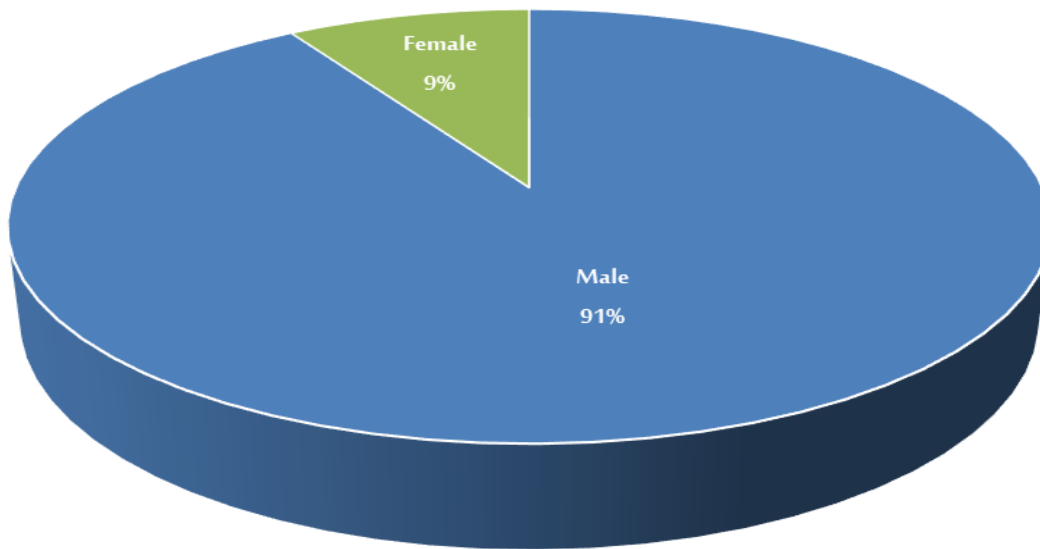




Table 3

جدول ٣

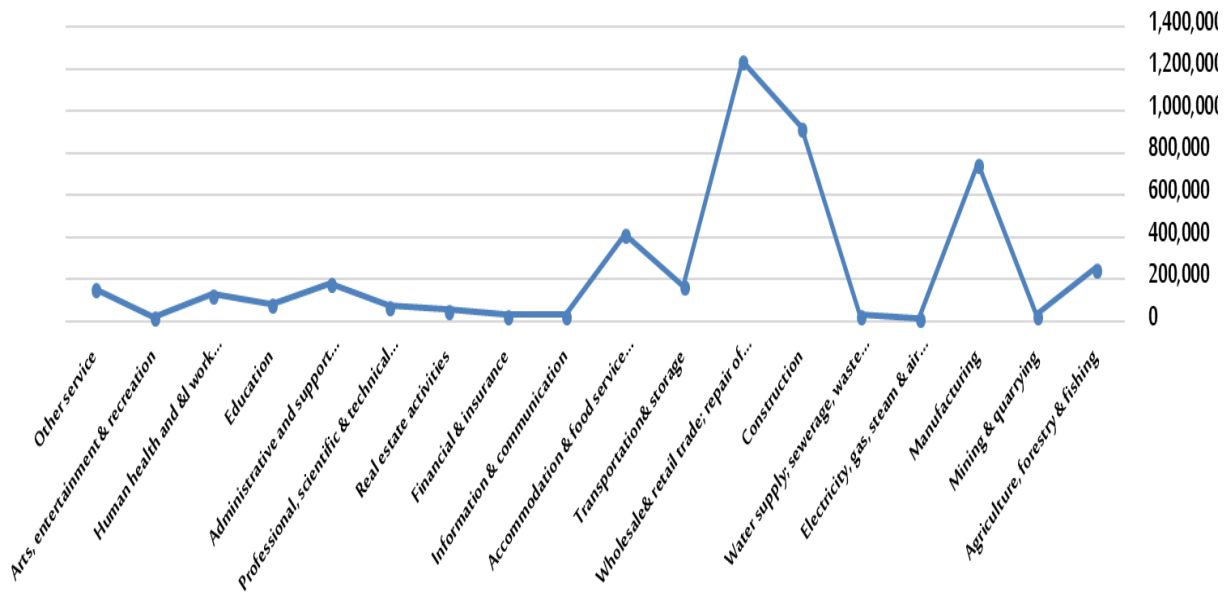
عدد المشتغلين غير السعوديين حسب النشاط الاقتصادي خلال الربع الأول ٢٠١٨

No. of Non-Saudi employees by economic activity , 1ST. Qrt. 2018

Economic activity	عدد المشتغلين غير السعوديين			النشاط الاقتصادي
	ذكور Male	أناث Female	جملة Total	
1 Agriculture, forestry & fishing	251,345	231	251,576	١ الزراعة والحراة وصيد الأسماك
2 Mining & quarrying	32,201	256	32,457	٢ التعدين واستغلال المحاجر
3 Manufacturing	743,219	8,201	751,420	٣ الصناعة التحويلية
4 Electricity, gas, steam & air conditioning	14,362	199	14,561	٤ توصيل الكهرباء والغاز
5 Water supply; sewerage, waste remedia	32,174	166	32,340	٥ امدادات الماء والصرف الصحي
6 Construction	922,018	1,748	923,766	٦ التشييد
7 Wholesale& retail trade; repair of motor	1,235,027	3,836	1,238,863	٧ تجارة الجملة والتجزئة
8 Transportation& storage	164,032	3,752	167,784	٨ النقل والتخزين
9 Accommodation & food service activitie	408,909	7,012	415,921	٩ الإقامة والطعام
10 Information & communication	29,818	197	30,015	١٠ المعلومات والاتصالات
11 Financial & insurance	30,453	734	31,187	١١ أنشطة المال والتأمين
12 Real estate activities	55,361	223	55,584	١٢ الأنشطة العقارية
13 Professional, scientific & technical activi	73,449	1,608	75,057	١٣ الأنشطة المهنية
14 Administrative and support service activ	177,214	3,648	180,862	١٤ الخدمات الإدارية والدعم
15 Education	48,801	34,601	83,402	١٥ التعليم
16 Human health and &l work activities	78,768	50,016	128,784	١٦ الصحة والعمل الاجتماعي
17 Arts, entertainment & recreation	20,931	1,198	22,129	١٧ الفنون والترفية
18 Other service	142,901	15,389	158,290	١٨ الخدمات الأخرى
Total	4,460,983	133,015	4,593,998	الجملة

*Source - Economic Indicators Survey – GASStat

Distribution of Non-Saudi employees by economic activity, 1ST. Qrt. 2018



Non-Saudi employees by gender , 1ST. Qrt. 2018

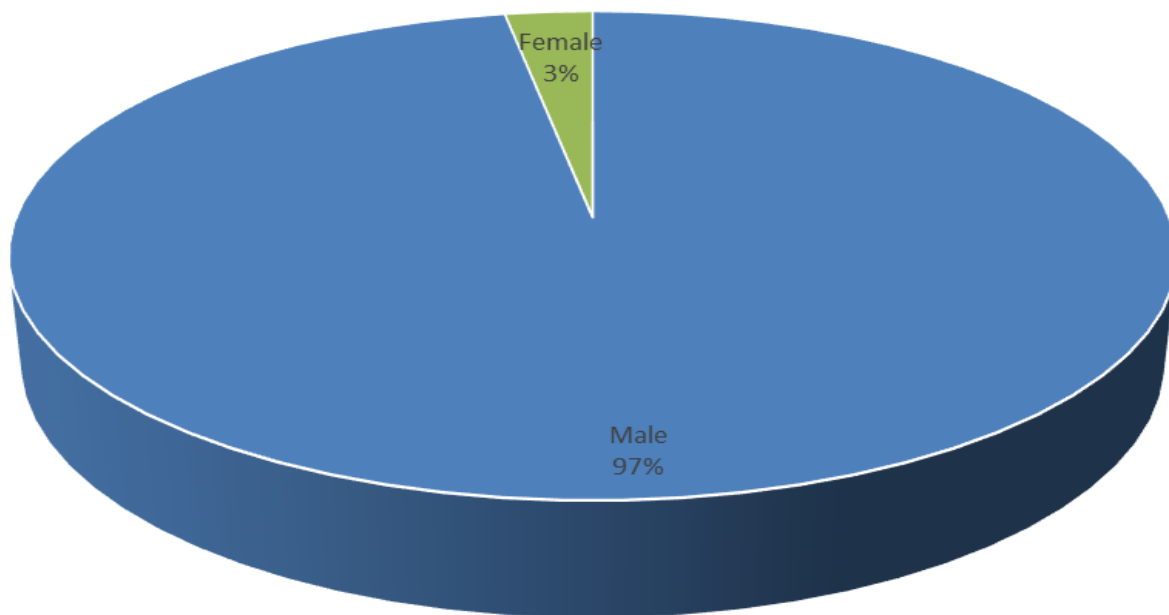




Table 4

جدول ٤

عدد المشتغلين حسب النشاط الاقتصادي خلال الربع الأول ٢٠١٨

No. of employees by economic activity , 1ST. Qrt. 2018

Economic activity	عدد المشتغلين			النشاط الاقتصادي	
	ذكور Male	أناث Female	جملة Total		
1 Agriculture, forestry & fishing	300,803	1,053	301,856	الزراعة والحراجة وصيد الأسماك	١
2 Mining & quarrying	95,959	698	96,657	التعدين واستغلال المحاجر	٢
3 Manufacturing	973,433	17,899	991,332	الصناعة التحويلية	٣
4 Electricity, gas, steam & air conditi	70,912	478	71,390	توصيل الكهرباء والغاز	٤
5 Water supply; sewerage, waste re	42,354	462	42,816	امدادات الماء والصرف الصحي	٥
6 Construction	1,064,668	4,247	1,068,915	التشييد	٦
7 Wholesale& retail trade; repair of r	1,640,839	16,646	1,657,485	تجارة الجملة والتجزئة	٧
8 Transportation& storage	251,257	4,385	255,642	النقل والتخزين	٨
9 Accommodation & food service ac	493,011	19,245	512,256	الإقامة والطعام	٩
10 Information & communication	106,936	2,057	108,993	المعلومات والاتصالات	١٠
11 Financial & insurance	105,596	8,101	113,697	أنشطة المال والتأمين	١١
12 Real estate activities	122,930	864	123,794	الأنشطة العقارية	١٢
13 Professional, scientific & technical	104,519	4,429	108,948	الأنشطة المهنية	١٣
14 Administrative and support service	259,815	6,182	265,997	الخدمات الإدارية والدعم	١٤
15 Education	87,105	101,614	188,719	التعليم	١٥
16 Human health and &l work activitie	121,073	68,920	189,993	الصحة والعمل الاجتماعي	١٦
17 Arts, entertainment & recreation	26,793	2,385	29,178	الفنون والترفيه	١٧
18 Other service	179,017	29,346	208,363	الخدمات الأخرى	١٨
Total	6,047,020	289,011	6,336,031	الجملة	

*Source - Economic Indicators Survey – GASat

Distribution of employees by economic activity, 1ST. Qrt. 2018

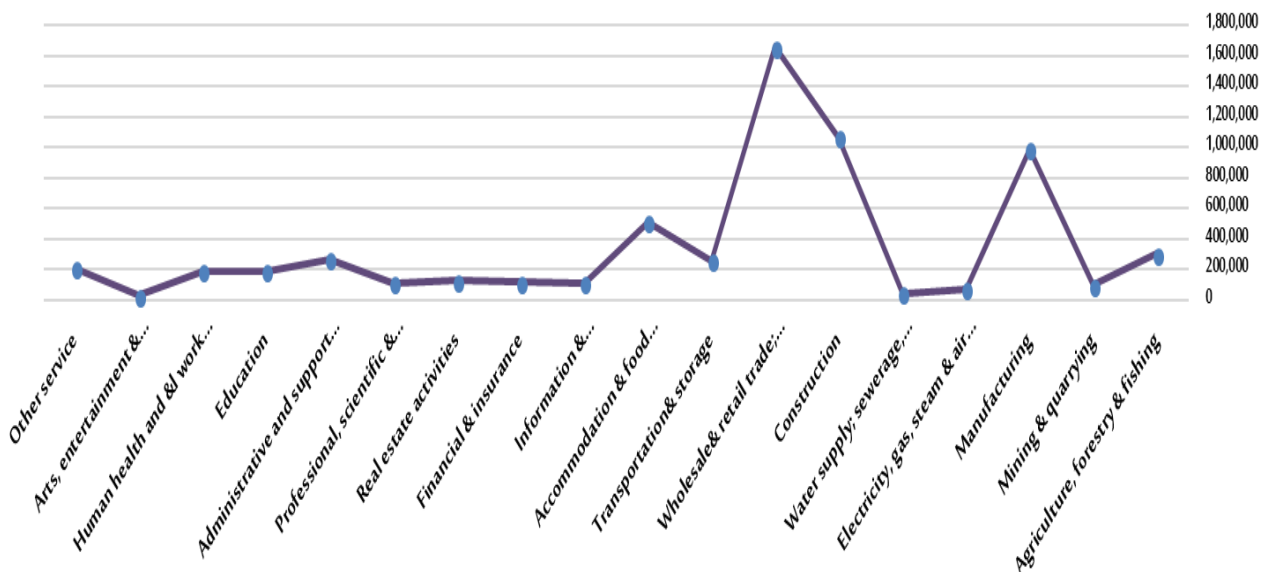




Table 5

جدول ٥

عدد المشتغلين الذكور حسب النشاط الاقتصادي خلال الربع الأول ٢٠١٨

No. of male employees by economic activity , 1ST. Qrt. 2018

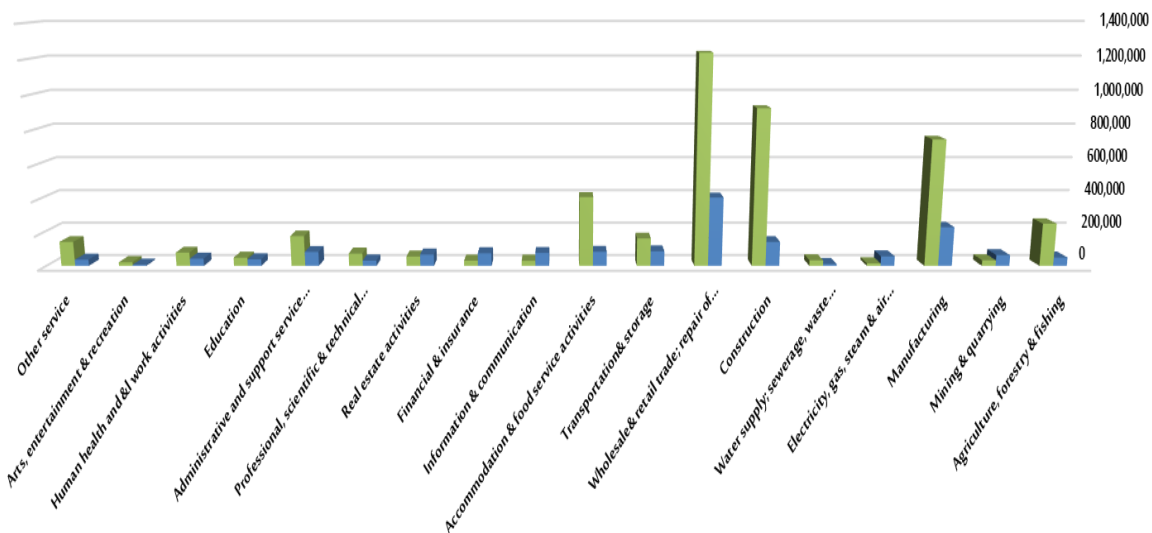
Economic activity	المشتغلين الذكور Male employees			النشاط الاقتصادي	
	سعودي Saudi	غير سعودي -Non	الجملة Total		
1 Agriculture, forestry & fishing	49,458	251,345	300,803	الزراعة والحراة وصيد الأسماك	1
2 Mining & quarrying	63,758	32,201	95,959	التعدين واستغلال المحاجر	2
3 Manufacturing	230,214	743,219	973,433	الصناعة التحويلية	3
4 Electricity, gas, steam & air conditioning	56,550	14,362	70,912	توصيل الكهرباء والغاز	4
5 Water supply; sewerage, waste remedia	10,180	32,174	42,354	امدادات الماء والصرف الصحي	5
6 Construction	142,650	922,018	1,064,668	التشييد	6
7 Wholesale& retail trade; repair of motor	405,812	1,235,027	1,640,839	تجارة الجملة والتجزئة	7
8 Transportation& storage	87,225	164,032	251,257	النقل والتخزين	8
9 Accommodation & food service activitie	84,102	408,909	493,011	الإقامة والطعام	9
10 Information & communication	77,118	29,818	106,936	المعلومات والاتصالات	10
11 Financial & insurance	75,143	30,453	105,596	أنشطة المال والتأمين	11
12 Real estate activities	67,569	55,361	122,930	الأنشطة العقارية	12
13 Professional, scientific & technical activi	31,070	73,449	104,519	الأنشطة المهنية	13
14 Administrative and support service activ	82,601	177,214	259,815	الخدمات الإدارية والدعم	14
15 Education	38,304	48,801	87,105	التعليم	15
16 Human health and &l work activities	42,305	78,768	121,073	الصحة والعمل الاجتماعي	16
17 Arts, entertainment & recreation	5,862	20,931	26,793	الفنون والترفية	17
18 Other service	36,116	142,901	179,017	الخدمات الأخرى	18
Total	1,586,037	4,460,983	6,047,020	الجملة	

*Source - Economic Indicators Survey – GASat

Distribution of male employees by economic activity, 1ST. Qrt. 2018

Saudi

Non-Saudi





MALE EMPLOYEES BY NATIONALITY, 1ST.
QRT. 2018

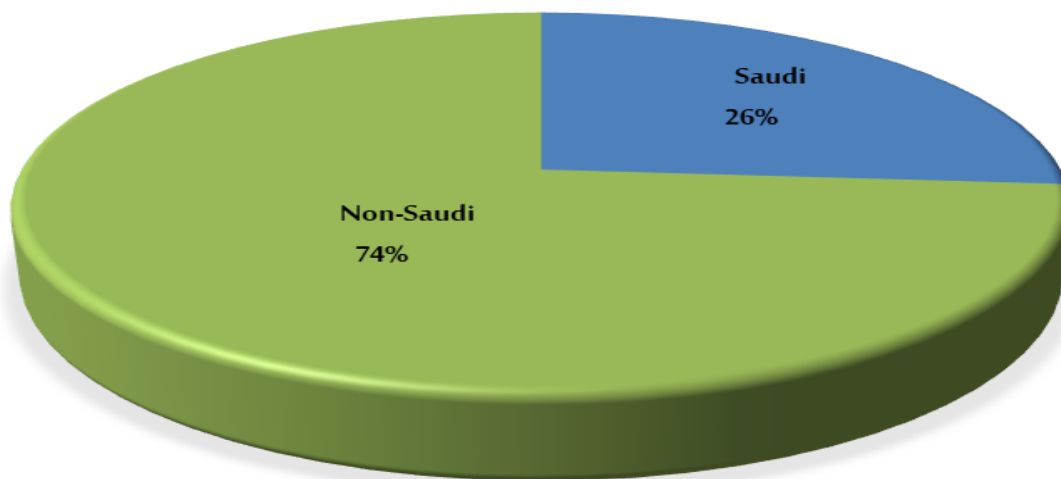




Table 6

جدول ٦

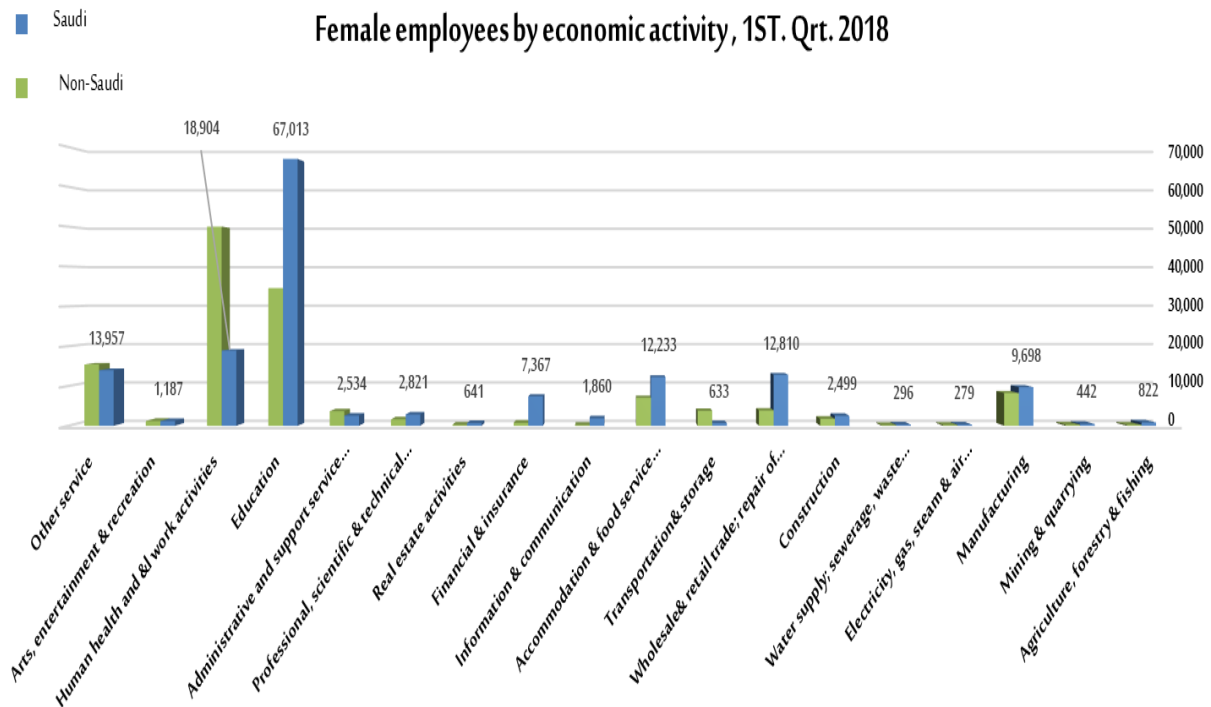
عدد المشغلي الإناث حسب النشاط الاقتصادي خلال الربع الأول ٢٠١٨

No. of female employees by economic activity , 1ST. Qrt. 2018

Economic activity	المشغلي الإناث			النشاط الاقتصادي
	سعودي Saudi	غير سعودي -Non	الجملة Total	
1 Agriculture, forestry & fishing	822	231	1,053	١ الزراعة والحراة وصيد الأسماك
2 Mining & quarrying	442	256	698	٢ التعدين واستغلال المحاجر
3 Manufacturing	9,698	8,201	17,899	٣ الصناعة التحويلية
4 Electricity, gas, steam & air conditi	279	199	478	٤ توصيل الكهرباء والغاز
5 Water supply; sewerage, waste re	296	166	462	٥ امدادات الماء والصرف الصحي
6 Construction	2,499	1,748	4,247	٦ التشييد
7 Wholesale& retail trade; repair of r	12,810	3,836	16,646	٧ تجارة الجملة والتجزئة
8 Transportation& storage	633	3,752	4,385	٨ النقل والتخزين
9 Accommodation & food service ac	12,233	7,012	19,245	٩ الإقامة والطعام
10 Information & communication	1,860	197	2,057	١٠ المعلومات والاتصالات
11 Financial & insurance	7,367	734	8,101	١١ أنشطة المال والتأمين
12 Real estate activities	641	223	864	١٢ الأنشطة العقارية
13 Professional, scientific & technical	2,821	1,608	4,429	١٣ الأنشطة المهنية
14 Administrative and support service	2,534	3,648	6,182	١٤ الخدمات الإدارية والدعم
15 Education	67,013	34,601	101,614	١٥ التعليم
16 Human health and &l work activitie	18,904	50,016	68,920	١٦ الصحة والعمل الاجتماعي
17 Arts, entertainment & recreation	1,187	1,198	2,385	١٧ الفنون والترفية
18 Other service	13,957	15,389	29,346	١٨ الخدمات الأخرى
Total	155,996	133,015	289,011	الجملة

*Source - Economic Indicators Survey – GASTat

Female employees by economic activity, 1ST. Qrt. 2018



FEMALE EMPLOYEES BY NATIONALITY, 1ST.
QRT. 2018

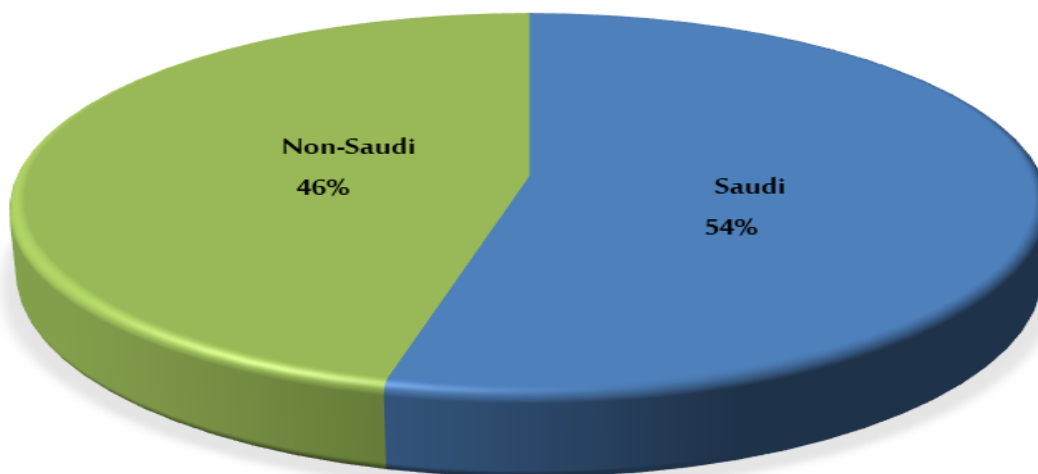




Table 7

جدول ٧

متوسط التعويضات الشهرية المدفوعة للمشتغلين حسب النشاط الاقتصادي خلال الربع الأول ٢٠١٨

Average monthly compensations paid to employees by economic activity, 1ST. Qrt. 2018

Economic activity		جملة المشتغلين Total	تعويضات المشتغلين Comensation	متوسط التعويضات Avg. compensation	النشاط الاقتصادي
1	Agriculture, forestry & fishing	301,856	1,459,250,261	1,611	١ الزراعة والحراجة وصيد الأسماك
2	Mining & quarrying	96,657	8,465,510,270	29,194	٢ التعدين واستغلال المحاجر
3	Manufacturing	991,332	12,434,662,370	4,181	٣ الصناعة التحويلية
4	Electricity, gas, steam & air conditi	71,390	2,143,177,615	10,007	٤ توصيل الكهرباء والغاز
5	Water supply; sewerage, waste re	42,816	336,040,196	2,616	٥ امدادات الماء والصرف الصحي
6	Construction	1,068,915	8,745,195,381	2,727	٦ التشييد
7	Wholesale& retail trade; repair of r	1,657,485	11,335,586,973	2,280	٧ تجارة الجملة والتجزئة
8	Transportation& storage	255,642	3,275,262,816	4,271	٨ النقل والتخزين
9	Accommodation & food service ac	512,256	3,169,740,917	2,063	٩ الإقامة والطعام
10	Information & communication	108,993	2,826,470,845	8,644	١٠ المعلومات والاتصالات
11	Financial & insurance	113,697	5,592,197,267	16,395	١١ أنشطة المال والتأمين
12	Real estate activities	123,794	955,639,878	2,573	١٢ الأنشطة العقارية
13	Professional, scientific & technical	108,948	1,327,238,521	4,061	١٣ الأنشطة المهنية
14	Administrative and support service	265,997	2,066,834,024	2,590	١٤ الخدمات الإدارية والدعم
15	Education	188,719	1,680,853,973	2,969	١٥ التعليم
16	Human health and &l work activitie	189,993	1,777,623,663	3,119	١٦ الصحة والعمل الاجتماعي
17	Arts, entertainment & recreation	29,178	204,016,887	2,331	١٧ الفنون والترفيه
18	Other service	208,363	1,120,570,554	1,793	١٨ الخدمات الأخرى
Total		6,336,031	68,915,872,411	3,624	الجملة

*Source - Economic Indicators Survey – GASat

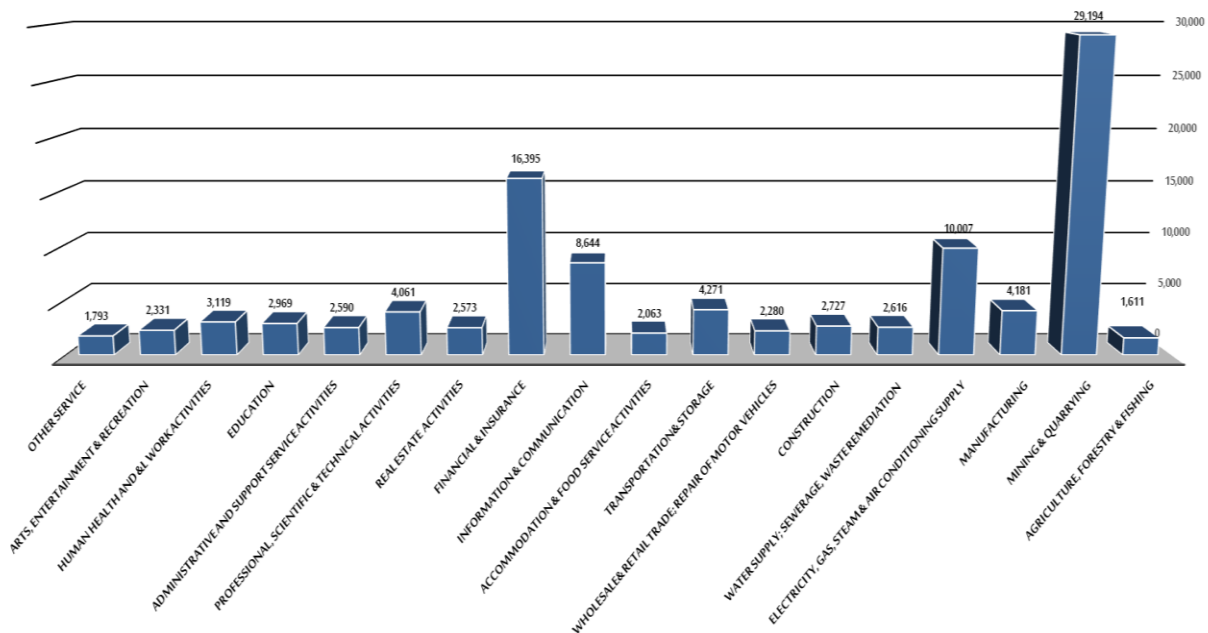
Average compensations
of employees by economic activity, 1ST. Qrt. 2018



Table 8

جدول ٨

النفقات والإيرادات التشغيلية حسب النشاط الاقتصادي خلال الربع الأول ٢٠١٨

Operating expenses and revenues by economic activity, 1ST. Qrt. 2018

Economic activity		النفقات التشغيلية Expenditures	الإيرادات التشغيلية Revenues	النشاط الاقتصادي
1	Agriculture, forestry & fishing	9,107,521,012	24,048,372,675	١ الزراعة والحراة وصيد الأسماك
2	Mining & quarrying	35,363,777,428	217,092,138,053	٢ التعدين واستغلال المحاجر
3	Manufacturing	83,013,089,287	173,056,654,505	٣ الصناعة التحويلية
4	Electricity, gas, steam & air conditioning	8,898,076,445	13,696,497,319	٤ توصيل الكهرباء والغاز
5	Water supply; sewerage, waste remedia	1,180,891,375	2,168,529,575	٥ امدادات الماء والصرف الصحي
6	Construction	22,969,294,066	53,564,990,653	٦ التشييد
7	Wholesale& retail trade; repair of motor	86,917,760,641	148,024,903,120	٧ تجارة الجملة والتجزئة
8	Transportation& storage	15,917,254,358	34,743,534,776	٨ النقل والتخزين
9	Accommodation & food service activitie	12,273,921,798	19,609,210,753	٩ الإقامة والطعام
10	Information & communication	18,821,101,040	41,965,733,594	١٠ المعلومات والاتصالات
11	Financial & insurance	12,889,832,900	46,268,630,214	١١ أنشطة المال والتأمين
12	Real estate activities	1,249,646,102	4,735,175,088	١٢ الأنشطة العقارية
13	Professional, scientific & technical activi	3,971,650,624	8,229,280,912	١٣ الأنشطة المهنية
14	Administrative and support service activ	7,011,713,691	13,581,172,809	١٤ الخدمات الإدارية والدعم
15	Education	2,540,235,152	4,943,913,053	١٥ التعليم
16	Human health and &l work activities	4,098,785,979	11,795,961,997	١٦ الصحة والعمل الاجتماعي
17	Arts, entertainment & recreation	705,033,538	2,069,598,884	١٧ الفنون والترفية
18	Other service	2,242,294,638	4,522,686,029	١٨ الخدمات الأخرى
Total		329,171,880,074	824,116,984,009	الجملة

*Source - Economic Indicators Survey – GASStat

● Expenditures
● Revenues

Distributin of operating expenditures and revenues by economic activity, 1ST. Qrt. 2018

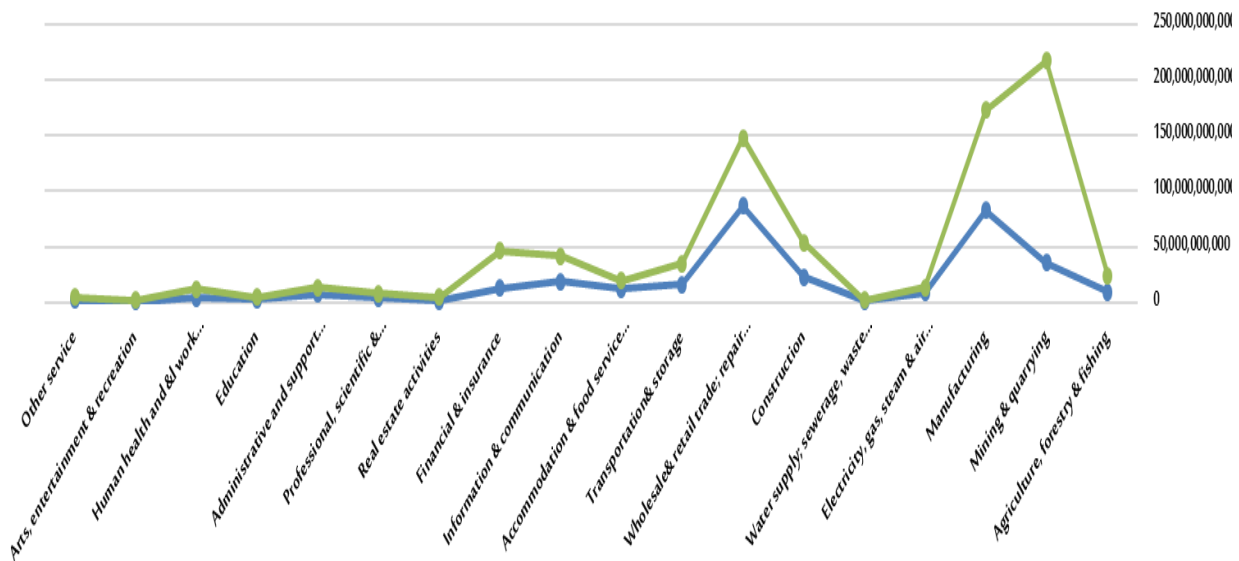




Table 9

جدول ٩

فائض التشغيل حسب النشاط الاقتصادي خلال الربع الأول ٢٠١٨

Operating surplus by economic activity , 1ST. Qrt. 2018

Economic activity		فائض التشغيل Operating surplus	النشاط الاقتصادي
1	Agriculture, forestry & fishing	13,481,601,402	١ الزراعة والحراة وصيد الأسماك
2	Mining & quarrying	173,262,850,355	٢ التعدين واستغلال المحاجر
3	Manufacturing	77,608,902,848	٣ الصناعة التحويلية
4	Electricity, gas, steam & air conditioning supply	2,655,243,259	٤ توصيل الكهرباء والغاز
5	Water supply; sewerage, waste remediation	751,598,004	٥ امدادات الماء والصرف الصحي
6	Construction	21,850,501,206	٦ التشييد
7	Wholesale & retail trade; repair of motor vehicles	49,771,555,506	٧ تجارة الجملة والتجزئة
8	Transportation & storage	15,551,017,602	٨ النقل والتخزين
9	Accommodation & food service activities	4,165,548,038	٩ الإقامة والطعام
10	Information & communication	20,318,161,709	١٠ المعلومات والاتصالات
11	Financial & insurance	27,786,600,047	١١ أنشطة المال والتأمين
12	Real estate activities	2,429,889,108	١٢ الأنشطة العقارية
13	Professional, scientific & technical activities	2,930,391,767	١٣ الأنشطة المهنية
14	Administrative and support service activities	4,502,625,094	١٤ الخدمات الإدارية والدعم
15	Education	742,823,928	١٥ التعليم
16	Human health and social work activities	5,919,552,355	١٦ الصحة والعمل الاجتماعي
17	Arts, entertainment & recreation	1,160,548,459	١٧ الفنون والترفيه
18	Other service	1,159,820,837	١٨ الخدمات الأخرى
Total		426,049,231,524	الجملة

*Source - Economic Indicators Survey – GASat

Operating surplus by economic activity, 1ST. Qrt. 2018

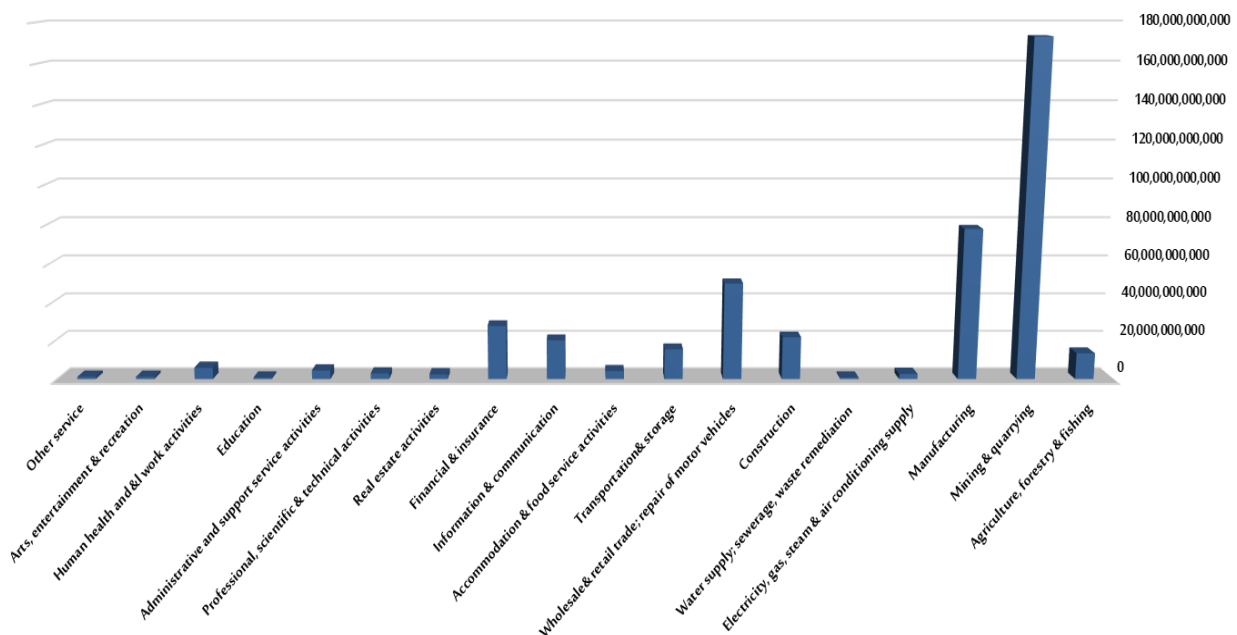




Table 10

جدول ١٠

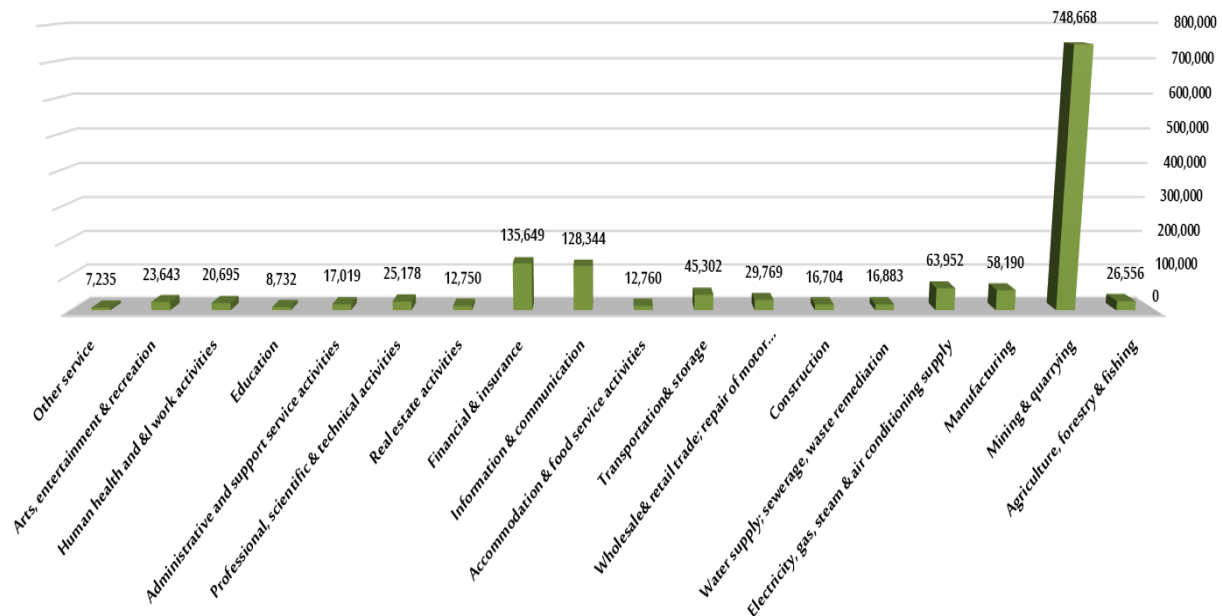
معدل إنتاجية المشتغل الشهرية حسب النشاط الاقتصادي خلال الربع الاول ٢٠١٨

Monthly worker productivity by economic activity, 1ST. Qrt. 2018

Economic activity		جملة المشتغلين Total	الإيرادات التشغيلية Revenues	إنتاجية المشتغل Worker productivity	النشاط الاقتصادي
1	Agriculture, forestry & fishing	301,856	24,048,372,675	26,556	١ الزراعة والحراجة وصيد الأسماك
2	Mining & quarrying	96,657	217,092,138,053	748,668	٢ التعدين واستغلال المحاجر
3	Manufacturing	991,332	173,056,654,505	58,190	٣ الصناعة التحويلية
4	Electricity, gas, steam & air conditi	71,390	13,696,497,319	63,952	٤ توصيل الكهرباء والغاز
5	Water supply; sewerage, waste re	42,816	2,168,529,575	16,883	٥ امدادات الماء والصرف الصحي
6	Construction	1,068,915	53,564,990,653	16,704	٦ التشييد
7	Wholesale& retail trade; repair of r	1,657,485	148,024,903,120	29,769	٧ تجارة الجملة والتجزئة
8	Transportation& storage	255,642	34,743,534,776	45,302	٨ النقل والتخزين
9	Accommodation & food service ac	512,256	19,609,210,753	12,760	٩ الإقامة والطعام
10	Information & communication	108,993	41,965,733,594	128,344	١٠ المعلومات والاتصالات
11	Financial & insurance	113,697	46,268,630,214	135,649	١١ أنشطة المال والتأمين
12	Real estate activities	123,794	4,735,175,088	12,750	١٢ الأنشطة العقارية
13	Professional, scientific & technical	108,948	8,229,280,912	25,178	١٣ الأنشطة المهنية
14	Administrative and support service	265,997	13,581,172,809	17,019	١٤ الخدمات الإدارية والدعم
15	Education	188,719	4,943,913,053	8,732	١٥ التعليم
16	Human health and &l work activitie	189,993	11,795,961,997	20,695	١٦ الصحة والعمل الاجتماعي
17	Arts, entertainment & recreation	29,178	2,069,598,884	23,643	١٧ الفنون والترفيه
18	Other service	208,363	4,522,686,029	7,235	١٨ الخدمات الأخرى
Total		6,336,031	824,116,984,009	43,356	الجملة

*Source - Economic Indicators Survey – GStat

Monthly worker productivity by economic activity, 1ST. Qrt. 2018





الهيئة العامة للإحصاء
General Authority for Statistics

stats.gov.sa

 [@stats_saudi](https://twitter.com/stats_saudi)

 [stats.saudi](https://www.facebook.com/stats.saudi)

 [stats_saudi](https://www.instagram.com/stats_saudi)