



الهيئة العامة للإحصاء
General Authority for Statistics

Economic Indicators

Q4 2



Introduction

Economic indicators are a group of economic statistics and data used in the short term in measuring the performance of various economic sectors in order to identify the economic status and recognize how much the economy is strong.

The Economic Indicators Survey is a periodic survey carried out with the aim to investigate characteristics and components of the operating establishments engaged in one or more economic activities in both private and public sectors as well as the non-profit sector all over KSA.

The importance of this survey is represented in what it provides of short-term indicators on the number of workers classified by sex and nationality, remunerations paid to workers, operating expenditures, and operational revenues.

GASat hopes that the economic indicators bulletin meets the needs of decision makers, researchers, business men, and all other beneficiaries. Additionally, GASat would be pleased to receive any feedback or suggestions aiming to develop this bulletin.

General Authority for Statistics (GASat)

General Department of Industry and Business Statistics





General Goals of Economic Indicators

- Providing data to define the key indexes of the national economic structure, as well as to identify the contribution of the private sector to the domestic product.
- Providing data on all economic activities to prepare the indexes that help in identifying growth rates of each economic activity.
- Updating economic data of each economic activity.
- Identifying the numbers of persons engaged in each economic activity.
- Identifying the change in remunerations paid to workers, as well as other expenses according to the various economic activities.
- To measure the amount of revenues for each and every economic activity.
- Providing the needed statistical data and information on all economic activities for government bodies and agencies as well as researchers.
- Meeting the requirements needed for conducting national calculations in accordance with the latest internationally adopted systems.
- Measuring the participation of each economic activity in the economic development process.
- Using such data to make local, regional and international comparisons and carry out studies and analyses.
- Providing the key seasonal economic variables of economic activities.





Glossary of Terms

- **Establishment:**

It is an economic entity with legal personality. It has a fixed location and carries out a certain economic activity. It is owned by one or a group of individuals, company, or semi-government sector.

The establishment is the smallest economic unit that may have data on workers, their remunerations, expenditures, and income and capital formations.

- **Economic activity:**

All activities performed or services provided by the establishment in return for consideration. Sometimes, the establishment gets nothing in return, such as charities that are financed by donations.

The classification of the institutional economic activity is based on the International Standard Industrial Classification (ISIC4). Still, minor changes are adopted to suit the establishments operating in Saudi Arabia.

The main activity of each establishment was given, during the survey, a six-digit economic classification code. In case there are two economic activities or more at the same establishment, then the economic activity that yields more revenues is chosen.

- **Workers:**

All individuals (Saudis and foreigners) who already work for the establishment with or without pay, as well as the owners, their affiliates and users, whether they are full-timers or part-timers, permanently or temporarily employed, males or females, whether they are paid on a daily, weekly or monthly basis. Workers also include partners and members of joint-stock companies, board chairmen and members, as well as workers on paid vacations.





- **Worker Remunerations:**

All dues paid for workers represented in salaries or wages, in addition to benefits and allowances.

- **Operating Expenses:**

All payments made by the establishment to practice an economic activity, whether purchased in the same year or taken from purchased stocks.

- **Operating Revenues:**

Cash revenues earned by an establishment as a result of practicing its main activity or other secondary activities, such as the sale and marketing of its products, providing services for consumers, or trading in goods in general. The operating revenues also include daily returns received in consideration of operations.

- **Operating surplus:**

The total amount of revenues after deducting the total amount of expenditures and remunerations.

- **Worker's productivity:**

The volume or number of units produced by the worker within a certain period. It is also defined as a measurement of efficiency whereby the establishment transfers inputs into outputs





Main Features of the Economic Indicators Survey

- **The Geographical Scope:**

The inclusiveness of collecting data on all operating establishments that are located with the cities covered by the economic surveys sample, as such surveys cover all administrative regions in Saudi Arabia represented by the central directorates and main cities. All economic surveys are based on the basis of “establishment census” as it is the general framework of all economic surveys.

- **Sample Framework:**

Data of establishments census 2010 (which was adapted in 2015) is adopted as a framework for the samples of all economic field surveys as it encompasses all fundamental data required for taking the sample, such as the name of the establishment, its address, its economic activity, and the number of workers.

Establishment census of covered all economic activities in all administrative regions in KSA which amount to 13 regions.

- **Scope and range:**

Operating establishments economic surveys cover establishments of private sector, public sector, and non-profit sector.

As for the geographical distribution of this survey, it covers all the kingdom's administrative regions (cities & villages) with giving a greater importance to cities given that they contain about 84% of all establishments in the kingdom and recruit about 91% of all workers in the kingdom.

- **Data Periodicity:**

The Economic Indicators Survey is conducted every 3 months.





- **Survey Inclusiveness:**

Economic indicators survey covered all economic activities by standard industrial classification of all economic activities (ISIC4) as follows:

- Agriculture and fishing
- Mining and quarrying
- Manufacturing
- Electricity, gas and water supply
- Construction
- Wholesale and retail trade
- Transport and stockpiling
- Hotels and restaurants
- Information and Communication
- Finance and Business





RESULTS OF Economic Indicators (Q4)



Table 1

جدول ١

عدد المنشآت حسب النشاط الاقتصادي خلال الربع الرابع ٢٠١٧

No. of establishments by economic activity , 4th. Qrt. 2017

| Economic activity | | عدد المنشآت No. of establishments | النشاط الاقتصادي | |
|-------------------|--|--------------------------------------|-------------------------------|----|
| 1 | Agriculture, forestry & fishing | 89,702 | الزراعة والحراجة وصيد الأسماك | 1 |
| 2 | Mining & quarrying | 665 | التعدين واستغلال المحاجر | 2 |
| 3 | Manufacturing | 108,045 | الصناعة التحويلية | 3 |
| 4 | Electricity, gas, steam & air conditioning supply | 779 | توصيل الكهرباء والغاز | 4 |
| 5 | Water supply; sewerage, waste remediation | 2,420 | امدادات الماء والصرف الصحي | 5 |
| 6 | Construction | 33,926 | التشييد | 6 |
| 7 | Wholesale & retail trade; repair of motor vehicles | 471,284 | تجارة الجملة والتجزئة | 7 |
| 8 | Transportation & storage | 16,631 | النقل والتخزين | 8 |
| 9 | Accommodation & food service activities | 103,214 | الإقامة والطعام | 9 |
| 10 | Information & communication | 5,604 | المعلومات والاتصالات | 10 |
| 11 | Financial & insurance | 6,589 | أنشطة المال والتأمين | 11 |
| 12 | Real estate activities | 34,603 | الأنشطة العقارية | 12 |
| 13 | Professional, scientific & technical activities | 12,643 | الأنشطة المهنية | 13 |
| 14 | Administrative and support service activities | 21,346 | الخدمات الإدارية والدعم | 14 |
| 15 | Education | 9,298 | التعليم | 15 |
| 16 | Human health and &I work activities | 5,804 | الصحة والعمل الاجتماعي | 16 |
| 17 | Arts, entertainment & recreation | 2,400 | الفنون والترفيه | 17 |
| 18 | Other service | 78,792 | الخدمات الأخرى | 18 |
| Total | | 1,003,745 | الجملة | |

*Source - Economic Indicators Survey – GStat

Distribution of establishments by economic activity , 4th. Qrt. 2017

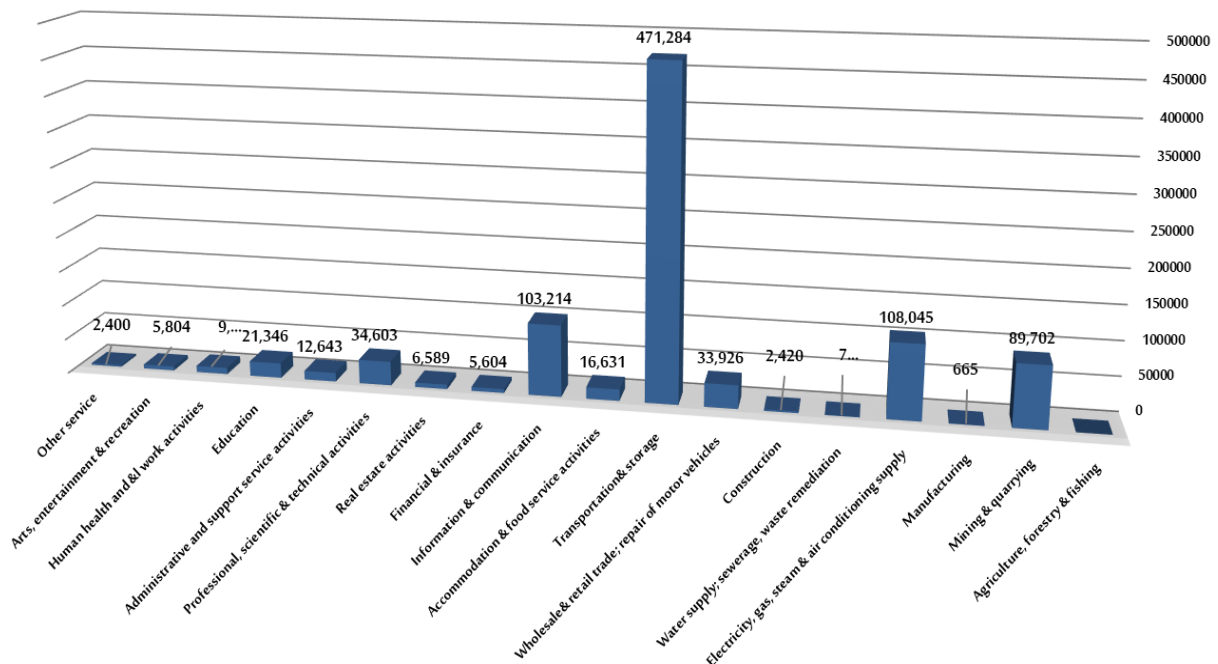




Table 2

جدول ٢

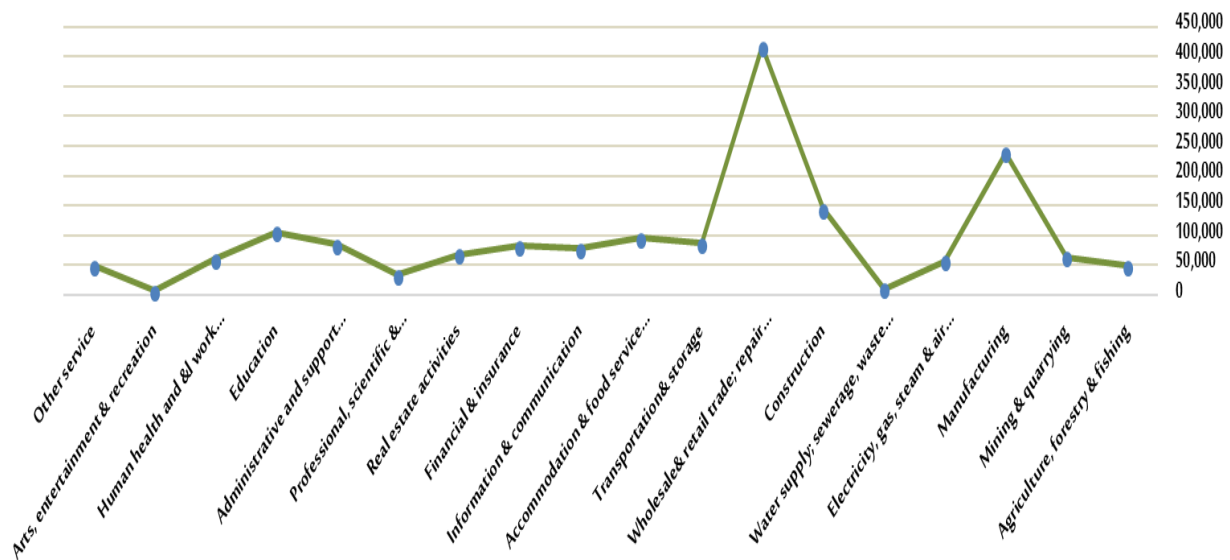
عدد المشتغلين السعوديين حسب النشاط الاقتصادي خلال الربع الرابع ٢٠١٧

No. of Saudi employees by economic activity , 4th. Qrt. 2017

| Economic activity | عدد المشتغلين السعوديين | | | النشاط الاقتصادي |
|---|-------------------------|----------------|------------------|--------------------------------|
| | جملة Total | أناث Female | ذكور Male | |
| 1 Agriculture, forestry & fishing | 49,781 | 809 | 48,972 | 1 الزراعة والحراة وصيد الأسماك |
| 2 Mining & quarrying | 63,792 | 421 | 63,371 | 2 التعدين واستغلال المحاجر |
| 3 Manufacturing | 238,952 | 9,671 | 229,281 | 3 الصناعة التحويلية |
| 4 Electricity, gas, steam & air conditioning supply | 56,521 | 252 | 56,269 | 4 توصيل الكهرباء والغاز |
| 5 Water supply; sewerage, waste remediation | 10,296 | 274 | 10,022 | 5 امدادات الماء والصرف الصحي |
| 6 Construction | 144,569 | 2,477 | 142,092 | 6 التشييد |
| 7 Wholesale& retail trade; repair of motor vehicles | 416,117 | 12,192 | 403,925 | 7 تجارة الجملة والتجزئة |
| 8 Transportation& storage | 87,402 | 619 | 86,783 | 8 النقل والتخزين |
| 9 Accommodation & food service activities | 95,765 | 12,042 | 83,723 | 9 الإقامة والطعام |
| 10 Information & communication | 78,491 | 1,816 | 76,675 | 10 المعلومات والاتصالات |
| 11 Financial & insurance | 82,121 | 7,314 | 74,807 | 11 أنشطة المال والتأمين |
| 12 Real estate activities | 67,887 | 623 | 67,264 | 12 الأنشطة العقارية |
| 13 Professional, scientific & technical activities | 33,696 | 2,799 | 30,897 | 13 الأنشطة المهنية |
| 14 Administrative and support service activities | 84,742 | 2,513 | 82,229 | 14 الخدمات الإدارية والدعم |
| 15 Education | 105,209 | 67,080 | 38,129 | 15 التعليم |
| 16 Human health and & work activities | 60,700 | 18,792 | 41,908 | 16 الصحة والعمل الاجتماعي |
| 17 Arts, entertainment & recreation | 6,899 | 1,122 | 5,777 | 17 الفنون والترفية |
| 18 Other service | 49,618 | 13,768 | 35,850 | 18 الخدمات الأخرى |
| Total | 1,732,558 | 154,584 | 1,577,974 | الجملة |

*Source - Economic Indicators Survey – GStat

Distribution of Saudi employees by economic activity, 4th. Qrt. 2017



Saudi employees by gender , 4th. Qrt. 2017

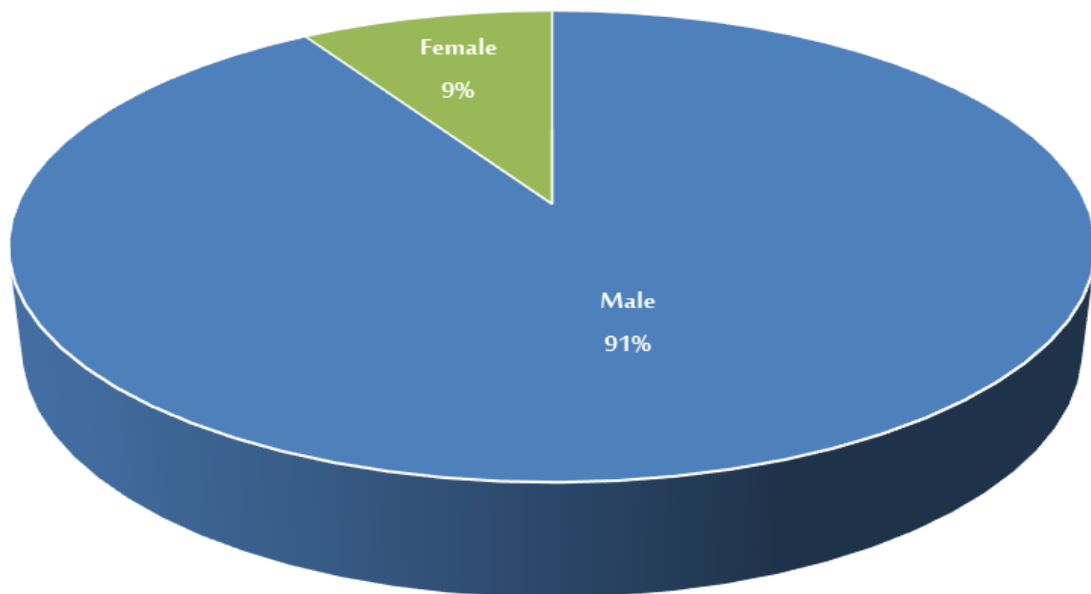




Table 3

جدول ٣

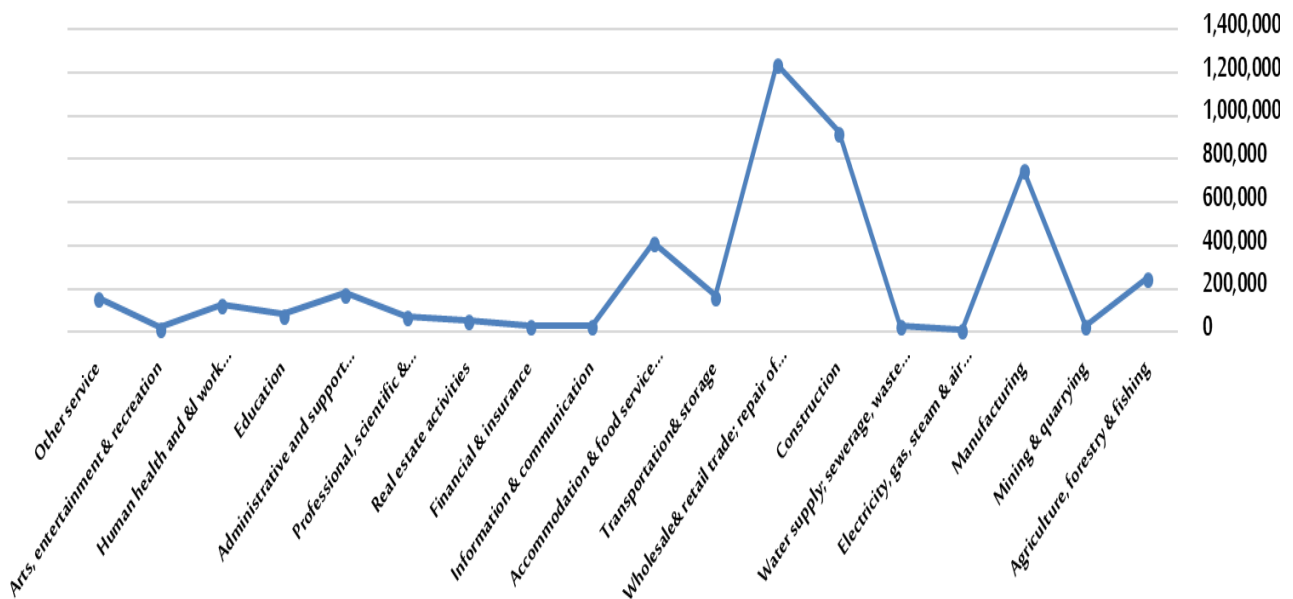
عدد المشتغلين غير السعوديين حسب النشاط الاقتصادي خلال الربع الرابع ٢٠١٧

No. of Non-Saudi employees by economic activity , 4th. Qrt. 2017

| Economic activity | عدد المشتغلين غير السعوديين | | | النشاط الاقتصادي |
|---|-----------------------------|----------------|------------------|---------------------------------|
| | جملة Total | أناث Female | ذكور Male | |
| 1 Agriculture, forestry & fishing | 251,645 | 246 | 251,399 | 1 الزراعة والحراجة وصيد الأسماك |
| 2 Mining & quarrying | 32,493 | 256 | 32,237 | 2 التعدين واستغلال المحاجر |
| 3 Manufacturing | 751,550 | 8,208 | 743,342 | 3 الصناعة التحويلية |
| 4 Electricity, gas, steam & air conditioning supply | 14,599 | 199 | 14,400 | 4 توصيل الكهرباء والغاز |
| 5 Water supply; sewerage, waste remediation | 32,387 | 166 | 32,221 | 5 امدادات الماء والصرف الصحي |
| 6 Construction | 924,855 | 1,748 | 923,107 | 6 التشييد |
| 7 Wholesale& retail trade; repair of motor vehicles | 1,240,167 | 3,846 | 1,236,321 | 7 تجارة الجملة والتجزئة |
| 8 Transportation& storage | 167,896 | 3,787 | 164,109 | 8 النقل والتخزين |
| 9 Accommodation & food service activities | 417,012 | 7,054 | 409,958 | 9 الإقامة والطعام |
| 10 Information & communication | 30,103 | 205 | 29,898 | 10 المعلومات والاتصالات |
| 11 Financial & insurance | 31,263 | 751 | 30,512 | 11 أنشطة المال والتأمين |
| 12 Real estate activities | 55,704 | 250 | 55,454 | 12 الأنشطة العقارية |
| 13 Professional, scientific & technical activities | 75,127 | 1,624 | 73,503 | 13 الأنشطة المهنية |
| 14 Administrative and support service activities | 180,909 | 3,648 | 177,261 | 14 الخدمات الإدارية والدعم |
| 15 Education | 83,524 | 34,655 | 48,869 | 15 التعليم |
| 16 Human health and & work activities | 128,899 | 50,094 | 78,805 | 16 الصحة والعمل الاجتماعي |
| 17 Arts, entertainment & recreation | 22,197 | 1,214 | 20,983 | 17 الفنون والترفيه |
| 18 Other service | 159,425 | 15,407 | 144,018 | 18 الخدمات الأخرى |
| Total | 4,599,755 | 133,358 | 4,466,397 | الجملة |

*Source - Economic Indicators Survey – GStat

Distribution of Non-Saudi employees by economic activity, 4th. Qrt. 2017



Non-Saudi employees by gender , 4th. Qrt. 2017

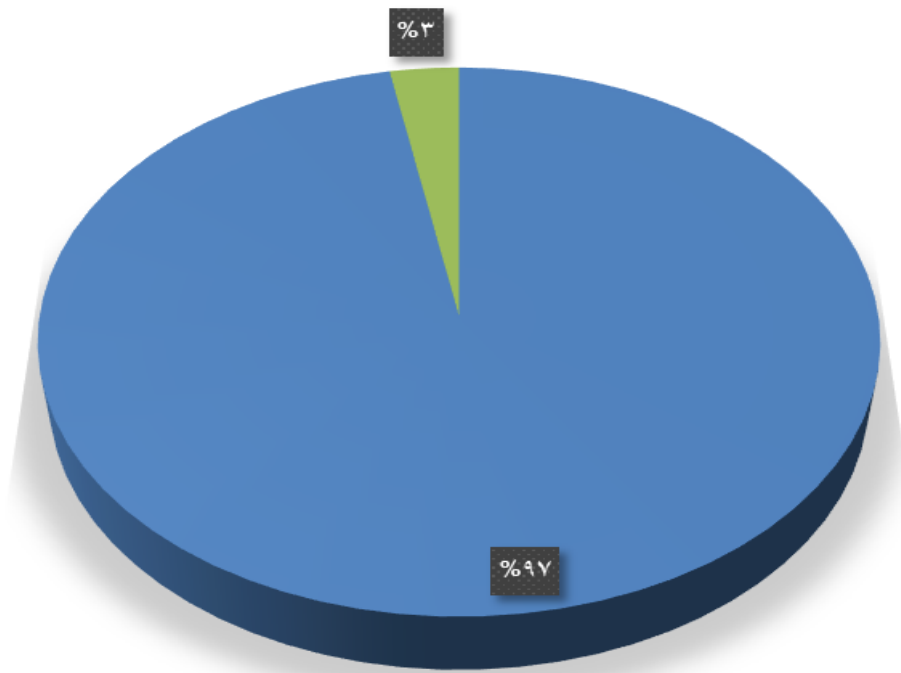




Table 4

جدول ٤

عدد المشتغلين حسب النشاط الاقتصادي خلال الربع الرابع ٢٠١٧

No. of employees by economic activity , 4th. Qrt. 2017

| Economic activity | No. of employees | | | النشاط الاقتصادي |
|--|------------------|----------------|------------------|------------------------------|
| | جملة Total | أناث Female | ذكور Male | |
| 1 Agriculture, forestry & fishing | 301,426 | 1,055 | 300,371 | 1 الزراعة والحراة وصيد السمك |
| 2 Mining & quarrying | 96,285 | 677 | 95,608 | 2 التعدين واستغلال المحاجر |
| 3 Manufacturing | 990,502 | 17,879 | 972,623 | 3 الصناعة التحويلية |
| 4 Electricity, gas, steam & air conditioning supply | 71,120 | 451 | 70,669 | 4 توصيل الكهرباء والغاز |
| 5 Water supply; sewerage, waste remediation | 42,683 | 440 | 42,243 | 5 امدادات الماء والصرف الصحي |
| 6 Construction | 1,069,424 | 4,225 | 1,065,199 | 6 التشييد |
| 7 Wholesale & retail trade; repair of motor vehicles | 1,656,284 | 16,038 | 1,640,246 | 7 تجارة الجملة والتجزئة |
| 8 Transportation & storage | 255,298 | 4,406 | 250,892 | 8 النقل والتخزين |
| 9 Accommodation & food service activities | 512,777 | 19,096 | 493,681 | 9 الإقامة والطعام |
| 10 Information & communication | 108,594 | 2,021 | 106,573 | 10 المعلومات والاتصالات |
| 11 Financial & insurance | 113,384 | 8,065 | 105,319 | 11 أنشطة المال والتأمين |
| 12 Real estate activities | 123,591 | 873 | 122,718 | 12 الأنشطة العقارية |
| 13 Professional, scientific & technical activities | 108,823 | 4,423 | 104,400 | 13 الأنشطة المهنية |
| 14 Administrative and support service activities | 265,651 | 6,161 | 259,490 | 14 الخدمات الإدارية والدعم |
| 15 Education | 188,733 | 101,735 | 86,998 | 15 التعليم |
| 16 Human health and & work activities | 189,599 | 68,886 | 120,713 | 16 الصحة والعمل الاجتماعي |
| 17 Arts, entertainment & recreation | 29,096 | 2,336 | 26,760 | 17 الفنون والترفيه |
| 18 Other service | 209,043 | 29,175 | 179,868 | 18 الخدمات الأخرى |
| Total | 6,332,313 | 287,942 | 6,044,371 | الجملة |

*Source - Economic Indicators Survey – GAStat

Distribution of employees by economic activity, 4th. Qrt. 2017

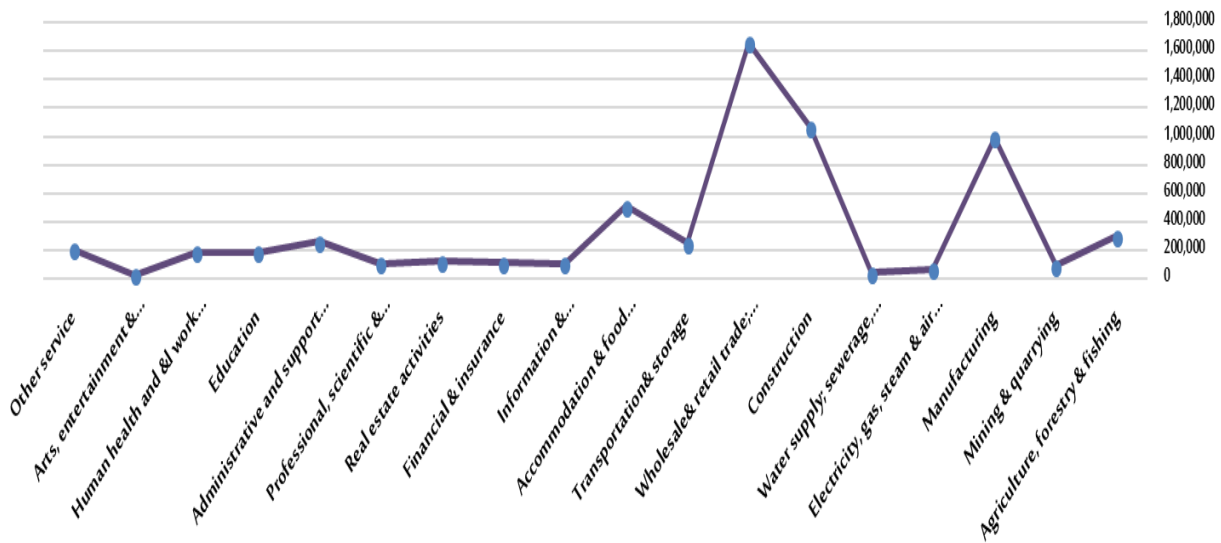




Table 5

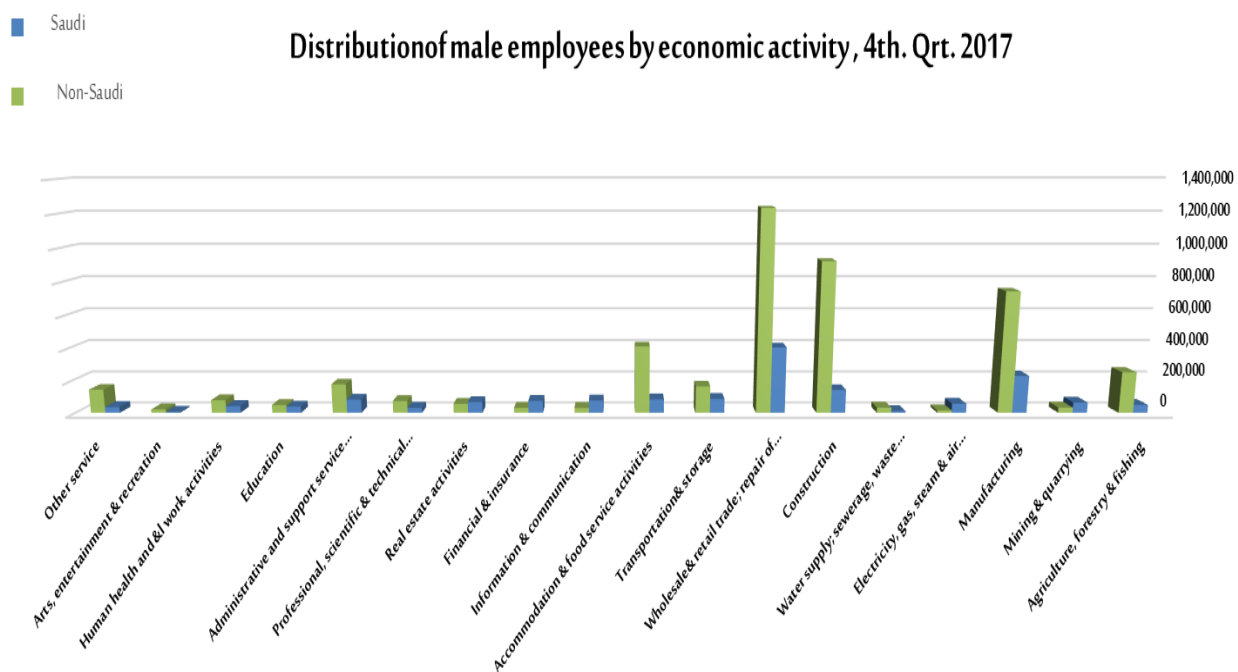
جدول ٥

عدد المشتغلين الذكور حسب النشاط الاقتصادي خلال الربع الرابع ٢٠١٧

No. of male employees by economic activity , 4th. Qrt. 2017

| Economic activity | Male employees المشتغلين الذكور | | | النشاط الاقتصادي |
|--|---------------------------------|------------------------|------------------|---------------------------------|
| | الجملة Total | غير سعودي Non-Saudi | سعودي Saudi | |
| 1 Agriculture, forestry & fishing | 300,371 | 251,399 | 48,972 | 1 الزراعة والحراثة وصيد الأسماك |
| 2 Mining & quarrying | 95,608 | 32,237 | 63,371 | 2 التعدين واستغلال المحاجر |
| 3 Manufacturing | 972,623 | 743,342 | 229,281 | 3 الصناعة التحويلية |
| 4 Electricity, gas, steam & air conditioning supply | 70,669 | 14,400 | 56,269 | 4 توصيل الكهرباء والغاز |
| 5 Water supply; sewerage, waste remediation | 42,243 | 32,221 | 10,022 | 5 امدادات الماء والصرف الصحي |
| 6 Construction | 1,065,199 | 923,107 | 142,092 | 6 التشييد |
| 7 Wholesale & retail trade; repair of motor vehicles | 1,640,246 | 1,236,321 | 403,925 | 7 تجارة الجملة والتجزئة |
| 8 Transportation & storage | 250,892 | 164,109 | 86,783 | 8 النقل والتخزين |
| 9 Accommodation & food service activities | 493,681 | 409,958 | 83,723 | 9 الإقامة والطعام |
| 10 Information & communication | 106,573 | 29,898 | 76,675 | 10 المعلومات والاتصالات |
| 11 Financial & insurance | 105,319 | 30,512 | 74,807 | 11 أنشطة المال والتأمين |
| 12 Real estate activities | 122,718 | 55,454 | 67,264 | 12 الأنشطة العقارية |
| 13 Professional, scientific & technical activities | 104,400 | 73,503 | 30,897 | 13 الأنشطة المهنية |
| 14 Administrative and support service activities | 259,490 | 177,261 | 82,229 | 14 الخدمات الإدارية والدعم |
| 15 Education | 86,998 | 48,869 | 38,129 | 15 التعليم |
| 16 Human health and social work activities | 120,713 | 78,805 | 41,908 | 16 الصحة والعمل الاجتماعي |
| 17 Arts, entertainment & recreation | 26,760 | 20,983 | 5,777 | 17 الفنون والترفيه |
| 18 Other service | 179,868 | 144,018 | 35,850 | 18 الخدمات الأخرى |
| Total | 6,044,371 | 4,466,397 | 1,577,974 | الجملة |

*Source - Economic Indicators Survey – GStat



**MALE EMPLOYEES BY NATIONALITY, 4TH.
QRT. 2017**

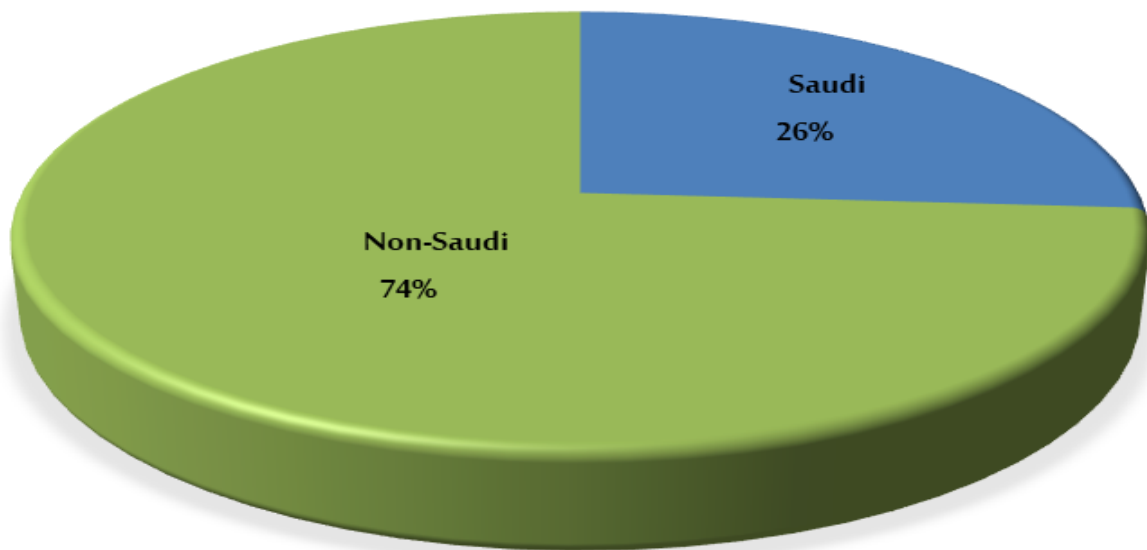




Table 6

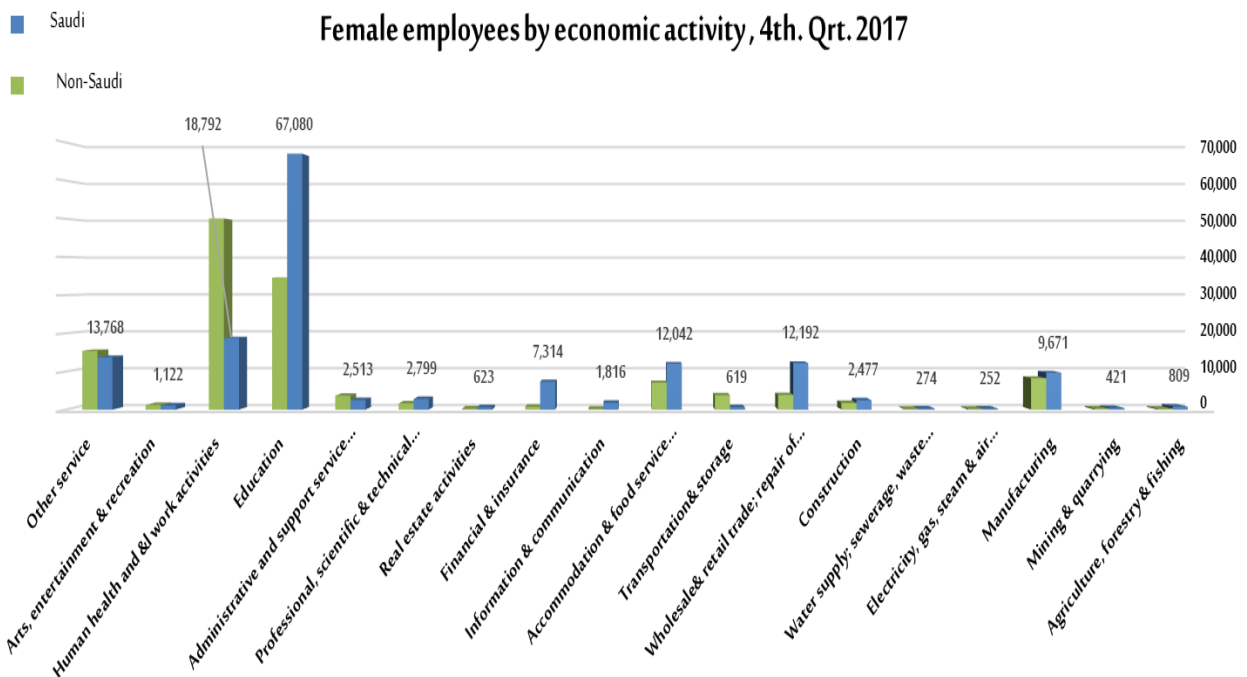
جدول ٦

عدد المشتغلين الإناث حسب النشاط الاقتصادي خلال الربع الرابع ٢٠١٧

No. of female employees by economic activity , 4th. Qrt. 2017

| Economic activity | المشتغلين الإناث Female employees | | | النشاط الاقتصادي |
|---|--------------------------------------|------------------------|----------------|---------------------------------|
| | الجملة Total | غير سعودي Non-Saudi | سعودي Saudi | |
| 1 Agriculture, forestry & fishing | 1,055 | 246 | 809 | 1 الزراعة والحراجة وصيد الأسماك |
| 2 Mining & quarrying | 677 | 256 | 421 | 2 التعدين واستغلال المحاجر |
| 3 Manufacturing | 17,879 | 8,208 | 9,671 | 3 الصناعة التحويلية |
| 4 Electricity, gas, steam & air conditioning supply | 451 | 199 | 252 | 4 توصيل الكهرباء والغاز |
| 5 Water supply; sewerage, waste remediation | 440 | 166 | 274 | 5 امدادات الماء والصرف الصحي |
| 6 Construction | 4,225 | 1,748 | 2,477 | 6 التشييد |
| 7 Wholesale& retail trade; repair of motor vehicles | 16,038 | 3,846 | 12,192 | 7 تجارة الجملة والتجزئة |
| 8 Transportation& storage | 4,406 | 3,787 | 619 | 8 النقل والتخزين |
| 9 Accommodation & food service activities | 19,096 | 7,054 | 12,042 | 9 الإقامة والطعام |
| 10 Information & communication | 2,021 | 205 | 1,816 | 10 المعلومات والاتصالات |
| 11 Financial & insurance | 8,065 | 751 | 7,314 | 11 أنشطة المال والتأمين |
| 12 Real estate activities | 873 | 250 | 623 | 12 الأنشطة العقارية |
| 13 Professional, scientific & technical activities | 4,423 | 1,624 | 2,799 | 13 الأنشطة المهنية |
| 14 Administrative and support service activities | 6,161 | 3,648 | 2,513 | 14 الخدمات الإدارية والدعم |
| 15 Education | 101,735 | 34,655 | 67,080 | 15 التعليم |
| 16 Human health and & work activities | 68,886 | 50,094 | 18,792 | 16 الصحة والعمل الاجتماعي |
| 17 Arts, entertainment & recreation | 2,336 | 1,214 | 1,122 | 17 الفنون والترفيه |
| 18 Other service | 29,175 | 15,407 | 13,768 | 18 الخدمات الأخرى |
| Total | 287,942 | 133,358 | 154,584 | الجملة |

*Source - Economic Indicators Survey – GStat



FEMALE EMPLOYEES BY NATIONALITY, 4TH.
QRT. 2017

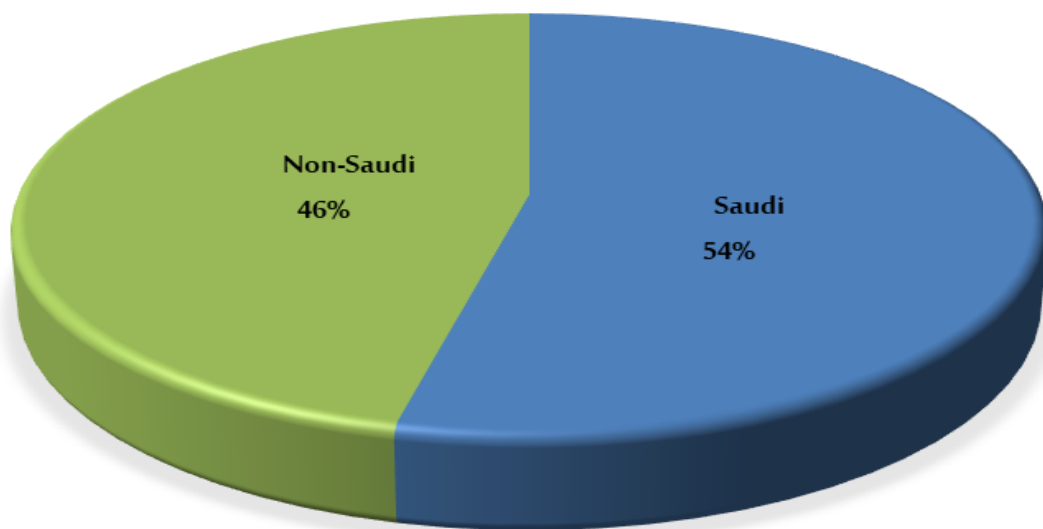




Table 7

جدول ٧

متوسط التعويضات الشهرية المدفوعة للمشتغلين حسب النشاط الاقتصادي خلال الربع الرابع ٢٠١٧

Average monthly compensation paid to employees by economic activity, 4th. Qrt. 2017

| Economic activity | | متوسط التعويضات Avg. compensation | تعويضات المشتغلين Comensation | جملة المشتغلين Total | النشاط الاقتصادي |
|-------------------|--|--------------------------------------|----------------------------------|-------------------------|-------------------------------|
| 1 | Agriculture, forestry & fishing | 1,613 | 1,458,367,367 | 301,426 | الزراعة والحراجة وصيد الأسماك |
| 2 | Mining & quarrying | 29,200 | 8,434,466,362 | 96,285 | التعدين واستغلال المحاجر |
| 3 | Manufacturing | 4,173 | 12,399,949,185 | 990,502 | الصناعة التحويلية |
| 4 | Electricity, gas, steam & air conditioning supply | 10,015 | 2,136,889,477 | 71,120 | توصيل الكهرباء والغاز |
| 5 | Water supply; sewerage, waste remediation | 2,619 | 335,414,395 | 42,683 | امدادات الماء والصرف الصحي |
| 6 | Construction | 2,719 | 8,724,739,412 | 1,069,424 | التشييد |
| 7 | Wholesale & retail trade; repair of motor vehicles | 2,257 | 11,216,205,159 | 1,656,284 | تجارة الجملة والتجزئة |
| 8 | Transportation & storage | 4,273 | 3,272,640,324 | 255,298 | النقل والتخزين |
| 9 | Accommodation & food service activities | 2,050 | 3,152,885,214 | 512,777 | الإقامة والطعام |
| 10 | Information & communication | 8,648 | 2,817,396,369 | 108,594 | المعلومات والاتصالات |
| 11 | Financial & insurance | 16,395 | 5,576,762,378 | 113,384 | أنشطة المال والتأمين |
| 12 | Real estate activities | 2,570 | 952,802,452 | 123,591 | الأنشطة العقارية |
| 13 | Professional, scientific & technical activities | 4,045 | 1,320,439,194 | 108,823 | الأنشطة المهنية |
| 14 | Administrative and support service activities | 2,585 | 2,060,035,382 | 265,651 | الخدمات الإدارية والدعم |
| 15 | Education | 2,961 | 1,676,757,294 | 188,733 | التعليم |
| 16 | Human health and & work activities | 3,112 | 1,769,977,388 | 189,599 | الصحة والعمل الاجتماعي |
| 17 | Arts, entertainment & recreation | 2,321 | 202,575,437 | 29,096 | الفنون والترفية |
| 18 | Other service | 1,793 | 1,124,712,324 | 209,043 | الخدمات الأخرى |
| Total | | 3,613 | 68,633,015,113 | 6,332,313 | الجملة |

*Source - Economic Indicators Survey – GStat

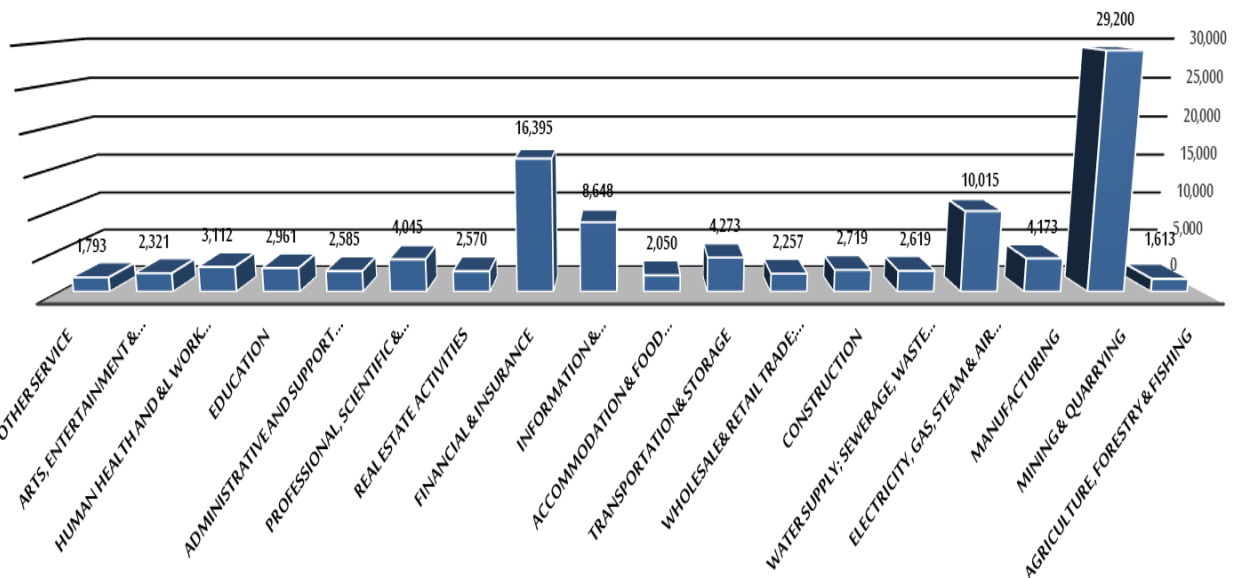
Average compensations
of employees by economic activity, 4th. Qrt. 2017



Table 8

جدول ٨

النفقات والإيرادات التشغيلية حسب النشاط الاقتصادي خلال الربع الرابع ٢٠١٧

Operating expenditures and revenues by economic activity, 4th. Qrt. 2017

| Economic activity | | الإيرادات التشغيلية Revenues | النفقات التشغيلية Expenditures | النشاط الاقتصادي |
|-------------------|---|---------------------------------|-----------------------------------|---------------------------------|
| 1 | Agriculture, forestry & fishing | 23,548,871,433 | 9,080,511,234 | 1 الزراعة والحراجة وصيد الأسماك |
| 2 | Mining & quarrying | 215,876,093,298 | 35,606,743,172 | 2 التعدين واستغلال المحاجر |
| 3 | Manufacturing | 165,908,622,223 | 82,101,223,476 | 3 الصناعة التحويلية |
| 4 | Electricity, gas, steam & air conditioning supply | 13,921,667,124 | 8,412,008,399 | 4 توصيل الكهرباء والغاز |
| 5 | Water supply; sewerage, waste remediation | 2,388,098,372 | 999,072,347 | 5 امدادات الماء والصرف الصحي |
| 6 | Construction | 50,600,874,329 | 21,777,068,219 | 6 التشييد |
| 7 | Wholesale& retail trade; repair of motor vehicles | 148,965,403,456 | 85,961,212,324 | 7 تجارة الجملة والتجزئة |
| 8 | Transportation& storage | 33,768,769,422 | 15,565,500,128 | 8 النقل والتخزين |
| 9 | Accommodation & food service activities | 18,787,987,318 | 12,153,576,223 | 9 الإقامة والطعام |
| 10 | Information & communication | 41,780,112,116 | 17,757,443,478 | 10 المعلومات والاتصالات |
| 11 | Financial & insurance | 44,098,709,147 | 12,809,765,451 | 11 أنشطة المال والتأمين |
| 12 | Real estate activities | 4,477,659,326 | 1,442,338,349 | 12 الأنشطة العقارية |
| 13 | Professional, scientific & technical activities | 7,687,533,286 | 3,866,765,214 | 13 الأنشطة المهنية |
| 14 | Administrative and support service activities | 13,298,090,279 | 6,980,007,178 | 14 الخدمات الإدارية والدعم |
| 15 | Education | 4,708,765,321 | 2,418,871,231 | 15 التعليم |
| 16 | Human health and &I work activities | 10,978,095,369 | 3,971,010,484 | 16 الصحة والعمل الاجتماعي |
| 17 | Arts, entertainment & recreation | 1,988,760,223 | 701,234,411 | 17 الفنون والترفيه |
| 18 | Other service | 4,333,656,236 | 2,224,121,342 | 18 الخدمات الأخرى |
| Total | | 807,117,768,278 | 323,828,472,660 | الجملة |

*Source - Economic Indicators Survey – GStat

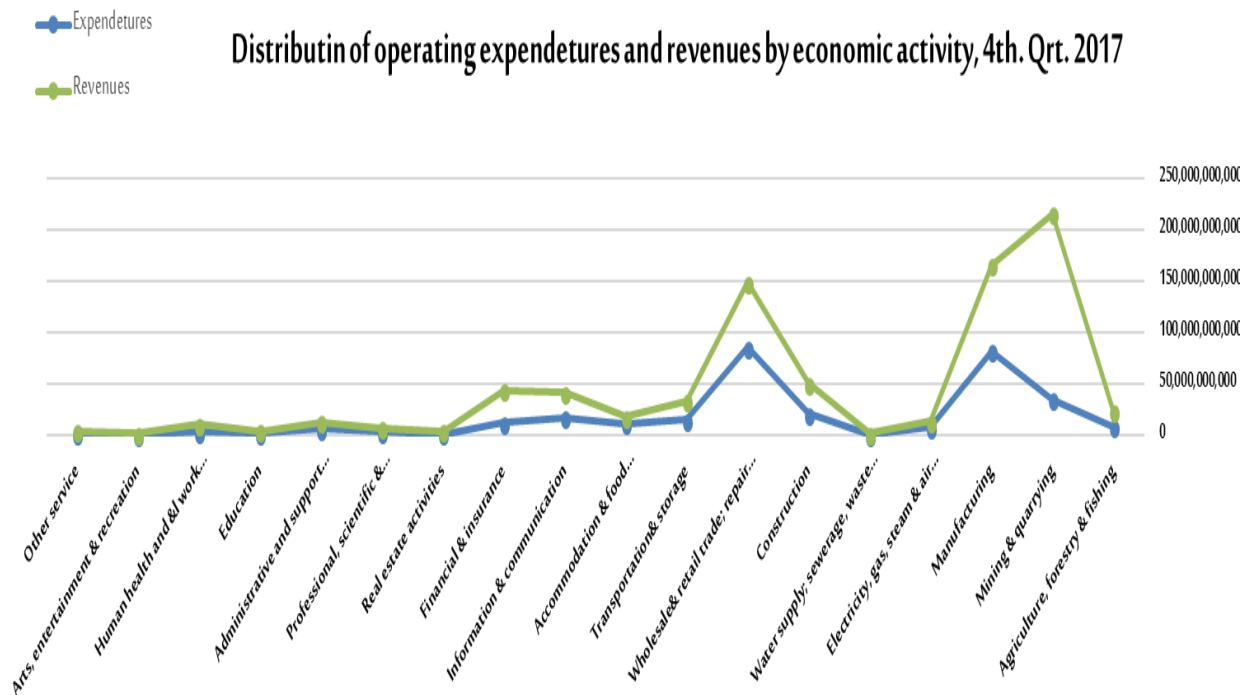




Table 9

جدول ٩

فائض التشغيل حسب النشاط الاقتصادي خلال الربع الرابع ٢٠١٧

Operating surplus by economic activity, 4th. Qrt. 2017

| Economic activity | | فائض التشغيل Operating surplus | النشاط الاقتصادي |
|-------------------|--|-----------------------------------|-------------------------------|
| 1 | Agriculture, forestry & fishing | 13,009,992,832 | الزراعة والحراجة وصيد الأسماك |
| 2 | Mining & quarrying | 171,834,883,764 | التعدين واستغلال المحاجر |
| 3 | Manufacturing | 71,407,449,562 | الصناعة التحويلية |
| 4 | Electricity, gas, steam & air conditioning supply | 3,372,769,248 | توصيل الكهرباء والغاز |
| 5 | Water supply; sewerage, waste remediation | 1,053,611,630 | امدادات الماء والصرف الصحي |
| 6 | Construction | 20,099,066,698 | التشييد |
| 7 | Wholesale & retail trade; repair of motor vehicles | 51,787,985,973 | تجارة الجملة والتجزئة |
| 8 | Transportation & storage | 14,930,628,970 | النقل والتخزين |
| 9 | Accommodation & food service activities | 3,481,525,881 | الإقامة والطعام |
| 10 | Information & communication | 21,205,272,269 | المعلومات والاتصالات |
| 11 | Financial & insurance | 25,712,181,318 | أنشطة المال والتأمين |
| 12 | Real estate activities | 2,082,518,525 | الأنشطة العقارية |
| 13 | Professional, scientific & technical activities | 2,500,328,878 | الأنشطة المهنية |
| 14 | Administrative and support service activities | 4,258,047,719 | الخدمات الإدارية والدعم |
| 15 | Education | 613,136,796 | التعليم |
| 16 | Human health and & work activities | 5,237,107,497 | الصحة والعمل الاجتماعي |
| 17 | Arts, entertainment & recreation | 1,084,950,375 | الفنون والترفيهية |
| 18 | Other service | 984,822,570 | الخدمات الأخرى |
| Total | | 414,656,280,505 | الجملة |

*Source - Economic Indicators Survey – GStat

Operating surplus by economic activity, 4th. Qrt. 2017

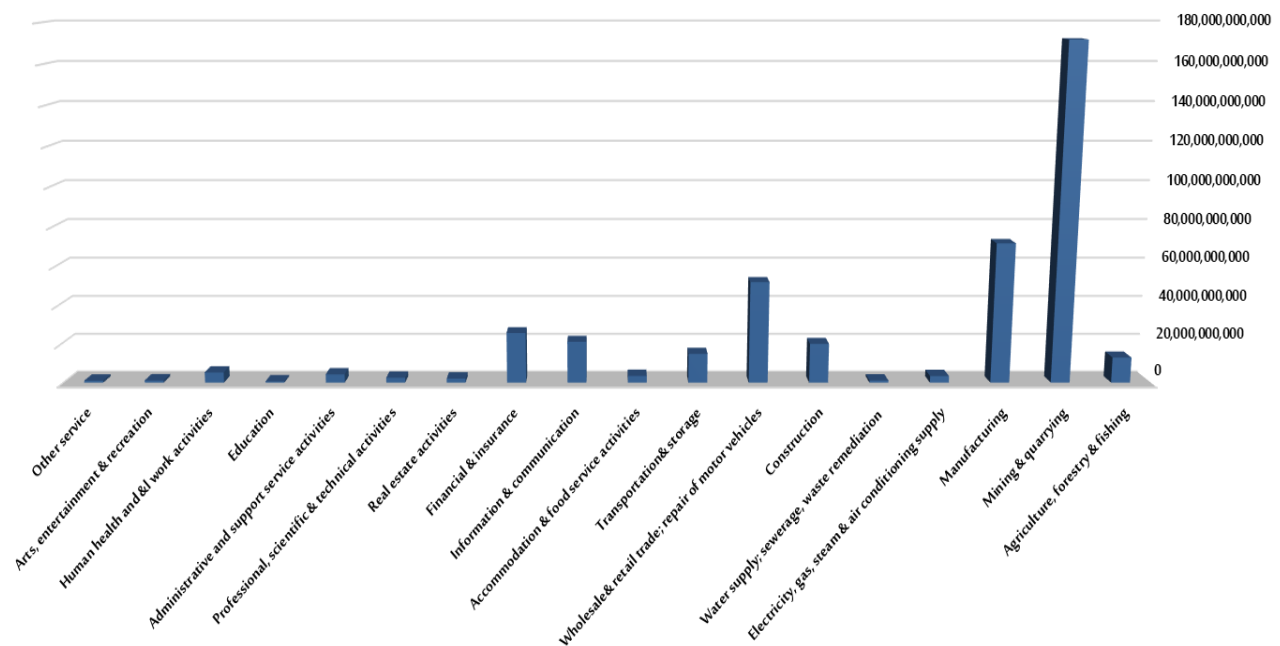




Table 10

جدول ١٠

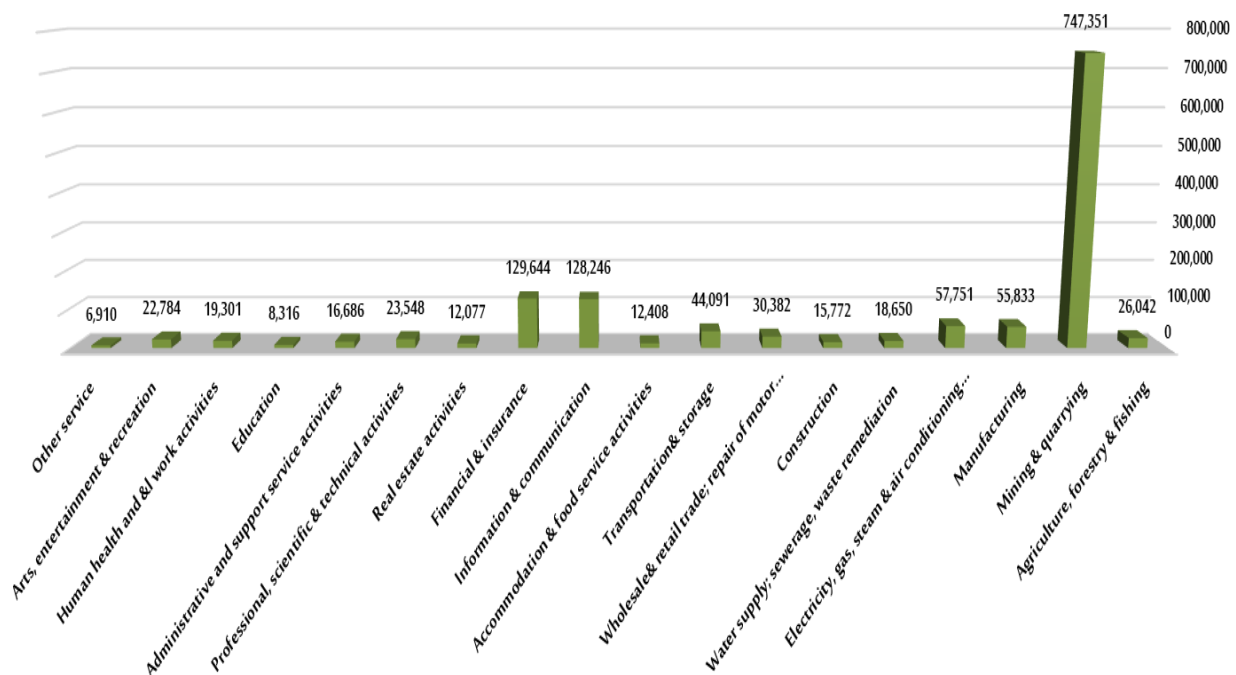
معدل إنتاجية المشتغل الشهرية حسب النشاط الاقتصادي خلال الربع الرابع ٢٠١٧

Monthly worker productivity by economic activity, 4th. Qrt. 2017

| Economic activity | | إنتاجية المشتغل Worker productivity | الإيرادات التشغيلية Revenues | جملة المشتغلين Total | النشاط الاقتصادي |
|-------------------|--|--|---------------------------------|-------------------------|-------------------------------|
| 1 | Agriculture, forestry & fishing | 26,042 | 23,548,871,433 | 301,426 | 1 الزراعة والحراجة وصيد السمك |
| 2 | Mining & quarrying | 747,351 | 215,876,093,298 | 96,285 | 2 التعدين واستغلال المحاجر |
| 3 | Manufacturing | 55,833 | 165,908,622,223 | 990,502 | 3 الصناعة التحويلية |
| 4 | Electricity, gas, steam & air conditioning supply | 57,751 | 13,921,667,124 | 71,120 | 4 توصيل الكهرباء والغاز |
| 5 | Water supply; sewerage, waste remediation | 18,650 | 2,388,098,372 | 42,683 | 5 امدادات الماء والصرف الصحي |
| 6 | Construction | 15,772 | 50,600,874,329 | 1,069,424 | 6 التشييد |
| 7 | Wholesale & retail trade; repair of motor vehicles | 30,382 | 148,965,403,456 | 1,656,284 | 7 تجارة الجملة والتجزئة |
| 8 | Transportation & storage | 44,091 | 33,768,769,422 | 255,298 | 8 النقل والتخزين |
| 9 | Accommodation & food service activities | 12,408 | 18,787,987,318 | 512,777 | 9 الإقامة والطعام |
| 10 | Information & communication | 128,246 | 41,780,112,116 | 108,594 | 10 المعلومات والاتصالات |
| 11 | Financial & insurance | 129,644 | 44,098,709,147 | 113,384 | 11 أنشطة المال والتأمين |
| 12 | Real estate activities | 12,077 | 4,477,659,326 | 123,591 | 12 الأنشطة العقارية |
| 13 | Professional, scientific & technical activities | 23,548 | 7,687,533,286 | 108,823 | 13 الأنشطة المهنية |
| 14 | Administrative and support service activities | 16,686 | 13,298,090,279 | 265,651 | 14 الخدمات الإدارية والدعم |
| 15 | Education | 8,316 | 4,708,765,321 | 188,733 | 15 التعليم |
| 16 | Human health and & work activities | 19,301 | 10,978,095,369 | 189,599 | 16 الصحة والعمل الاجتماعي |
| 17 | Arts, entertainment & recreation | 22,784 | 1,988,760,223 | 29,096 | 17 الفنون والترفيه |
| 18 | Other service | 6,910 | 4,333,656,236 | 209,043 | 18 الخدمات الأخرى |
| Total | | 42,524 | 807,117,768,278 | 6,332,313 | الجملة |

*Source - Economic Indicators Survey – GStat

Monthly worker productivity by economic activity, 4th. Qrt. 2017







الهيئة العامة للإحصاء
General Authority for Statistics

stats.gov.sa

 [@stats_saudi](https://twitter.com/stats_saudi)

 [stats.saudi](https://www.facebook.com/stats.saudi)

 [stats_saudi](https://www.instagram.com/stats_saudi)