

Kingdom of Saudi Arabia

Ministry of Economy & Planning

General Authority for Statistics (GASat) - previously known as the Central Department

of Statistics & Information










Production Sectors Statistics

Economic Establishments Survey
1434H (2013)

Economic Establishments Survey
1434H (2013)

**In the name of Allah, the most
merciful, the most
compassionate**

Contents

	Contents	4
	Index of analysis tables	5
	Introduction	6
	Survey objectives	8
	Survey method	9
	Glossary	12
	Guide for Economic Activities	15
	Survey Form	18
	Analysis tables	23

Index of analysis tables

Table No.	Title	Page
A	Relative distribution of workers by economic activity	24
B	Relative distribution of Saudi workers by economic activity	25
C	Relative distribution of non-Saudi workers by economic activity	26
D	Relative distribution of workers' compensation by economic activity	27
E	Relative distribution of wages and salaries by economic activity	28
F	Relative distribution of benefits and allowances by economic activity	29
G	Relative distribution of expenses by economic activity	30
H	Relative distribution of revenues by economic activity	31
I	Relative distribution of operating surplus by economic activity	32
J	Relative distribution of fixed and purchased assets by economic activity	33

Introduction

By virtue of Royal Decree No. 23, dated 7/12/1379H, the Central Department of Statistics & Information (Today known as GStat) has become entitled to collect economic, social and housing data in the Kingdom to be published periodically. Acting under this right, the authority has developed statistical research programs to boost its economic database.

One of the programs that GStat is entrusted with is the economic surveys program, on top of which comes the Annual Economic Establishments Survey; that is considered one of the most important economic surveys carried out by GStat. The main objectives of this program include provision of statistical data on the establishments that practice various economic activities. The data cover number of workers, their remunerations, expenditure and revenues, as well as capital formation.

The Annual Economic Establishments Survey is a link in chain of surveys which were implemented at intervals in accordance with the economic frameworks (economic censuses), over the period 2010 – 2014.

It is the second annual economic survey that covers the same sample of establishments which was chosen in context of the establishment Census 2010 to provide an integrated framework of specialized economic researches. Listed in this census were all

establishments practicing every economic activity all over the kingdom.

The sample included 33,000 establishments that were scientifically selected to represent every Saudi administrative region and were classified according to the International Standard Industrial Classification of All Economic Activities (ISIC).

6

On this occasion, GASTat extends special thanks and profound gratitude to all those who contributed to the completion of this project, particularly the establishments included in the sample of this survey for their cooperation in providing the required data.

As the GASTat aspires that the results of this survey would contribute to enhancing the statistical economic database, it welcomes all suggestions that may improve this survey.

Allah is the Arbiter of Success,,,

**The General Authority for
Statistics (GASTat) - previously
known as the Central Department
of Statistics & Information
Production Sectors Statistics
P.O. Box: 3735
Riyadh 11481
info@cds.gov.sa**

Survey objectives

- ◀◀ To provide detailed data on all economic activities to develop indicators in a manner helping identify growth rates of each economic activity;
- ◀◀ To provide institutional sectors with economic data to develop economic indicators in a manner helping identify growth rates of these sectors;
- ◀◀ To measure participation of every economic activity in the growth process;
- ◀◀ To recognize the relative importance of every economic activity and sector:
- ◀◀ To update economic data of each economic activity;
- ◀◀ To study national income resource diversification, and provide the necessary data for preparing and compiling the national accounts;
- ◀◀ To have indications on how many workers are involved in each economic activity;
- ◀◀ To identify the change volume in remunerations paid to workers according to the economic activity;
- ◀◀ To estimate volume of change in the annual accretion of capital (capital formation) by economic activity;
- ◀◀ To calculate the added value and return of investment by economic activity;

- ◀◀ To provide the needed statistical data and information on all economic activities for government bodies and authorities as well as researchers; and
- ◀◀ To use such data to make local, regional and international comparisons and carry out studies and analyses.

Method of the Economic Establishments Survey

Data collection method:

The collection of survey data was carried out through face-to-face interviews by qualified and well-trained researchers under the direct supervision of the General Authority for Statistics (GASat) employees to cover every region and city of the Kingdom.

The GASat has depended on this methodology to update its economic database with precise information and details according to the economic establishments' statistics principles.

Scope and range:

The survey examines all public and private sectors for-profit establishments working in KSA in 1434 AH (2013).

Sample framework:

Data provided by the GASat in its establishment censuses in 2010 were used as a framework for all field economic surveys that carried out using the sampling methods under the authority's field plan.

The Establishment Census 2010 covered all economic activities in every Saudi administrative region (13).

Sample structure for Annual Economic Establishments Survey:

In light of the Establishment Census (sample framework), a statistical unit is defined in this survey as an establishment, individual facility, central headquarter or branch that has its own data, i.e. the sample framework consists of every individual entities, headquarters and

branches of the establishments which have independent financial account. This definition is developed according to the general international application of the field economic studies.

In accordance with the results the administrative province (13 regions) at ISIC level two (as per the national accounts), the administrative divisions and economic activities shall be counted as constant and main factor of the stratified sampling process.

For the most precise results, the establishments were classified according to the labor size into three categories:

- « Establishments that employ 1-9 workers
- « Establishments that employ 10-49 workers
- « Establishments that employ +50 workers

Accordingly, the survey sample was selected under the following conditions:

1. Covering all establishments operating within the scope of the survey which hire at least 50 workers by certain probability (an integer).
2. Using a stratified multi-stage sampling methodology, as well as the probability method that is proportionate with the workers in the establishments that hire less than 50 workers by the economic activity practiced to select a sample that represents such category.

Geographic scope:

It means the thoroughness of collected data that involve every establishment in the sample in every city covered by the study

including all administrative regions represented by the central directorates and main cities.

The stratified random sampling method was applied in this study. Samples were taken over stages under the general framework of the establishment census 2010 after preparation of main lists.

At the first stage, up to 13 cities were chosen as confirmed cases due to their economic importance where there were different administrative headquarters.

At the second stage, the other cities were named as random sample at the level of every administrative region (43 cities) to represent all unincorporated localities when establishments are classified by city and size of labor employed under the ISIC.

Form of the Annual Economic Establishments Survey:

The form was prepared for all economic activities to cover the most important economic changes taking place in the subject economic activity in light of the study objectives and requirements in addition to the applied analysis techniques, nature of statistical unit and the fulfillment needs to collect data for the national accounts that fit establishments working in the Kingdom.

For the mentioned objectives, the following criteria shall be met by the forms:

The collected data shall be reflected on the establishment's main economic activity.

Forms shall fit all establishments chosen from the census according to workers class size so that the source of data can give answers for every question whatever the size of the establishment.

Glossary of Terms

Some statistical concepts and terms are commonly used by the GASStat to carry out its researches including the administrative region, city, alley and sector. These terms are set to be used in all statistical processes, while there are many other terms that are specific for economic surveys in addition to terms that are only used for the specialized research operations.

Economic survey terms:

Establishment:

is an economic entity with legal personality. It has a fixed location and carries out a certain economic activity. It is owned by one or a group of individuals, company or a semi-government sector. The establishment is the smallest economic unit that may have data on workers, their remunerations, expenditure, income and capital formations, etc.

Economic Activity:

is every business activity or service provided by the establishment in return of specific revenues. Sometimes, the establishment, such as donation-financed charities, gets nothing in return.

Establishment economic activity classification is based on ISIC Rev.4. (International Standard Industrial Classification of All Economic Activities, Rev.4)

Workers:

All individuals, Saudis and foreigners, who already work for the establishment with or without pay, as well as the owners, their family members and employees, whether they are full-timers or part-timers, permanently or temporarily employed, males or females, whether they are paid on a daily, weekly or monthly basis. They include partners and members of joint-stock companies, board chairmen and members, as well as workers on paid vacations.

Wages and salaries:

Cash payments and fixed allowances that are regularly paid by the establishment to workers in return for regular working time.

Benefits and allowances:

Other cash and in-kind payments that are made to the workers than the salaries and wages including all sorts of bonuses and benefits, such as scholarships, education payments for the worker or his/her dependents, food and housing allowances, social security fees, transport allowances and overtime.

Worker remunerations:

Wages and salaries as well as additional benefits and allowances.

Other expenses:

This includes all other expenses that were paid by the establishment for goods and services over the year as a result of carrying out its economic activity, whether purchased in the same year or taken off storehouses in previous years, in addition to the amounts payable by

the establishment in the same year in connection with the same activity and not related to the necessary goods supplies and services.

📄 **Expenditure:**

The gross value of payments made as compensation for the workers plus other expenses.

13

Revenues:

the cash revenues gained as a result of the activity practiced by the establishment. They also include the daily revenues received for the operation as well as the revenues due to be collected as an investment revenue and the likes.

Operating surplus:

is the revenues less expenses.

Fixed assets purchased in a year:

they are the capital formation as a property in possession of the establishment which were purchased in the course of the year to achieve its objectives and not meant to be sold or used as a raw material for the production process such as the residential and nonresidential property, land, means of transportation, tools, equipment and furniture.

Guide of the economic activities - double classification

structure of the International Standard Industrial Classification (ISIC rev.4) according to the double classification of activities in the following table:

Economic Activity	Depart	Description of the activity
Agriculture and Forestry and Fishing	01	Agriculture and animal production, hunting and related
	02	Forestry and logging
	03	Fishing and aquaculture
Mining and quarrying	05	Mining of coal and lignite
	06	Extraction of crude petroleum and natural gas
	07	Mining of metal ores
	08	Other mining and quarrying activities
	09	Mining support services
Manufacturing	10	Manufacture of food products
	11	Manufacture of beverages
	12	Manufacture of tobacco products
	13	Manufacture of textiles
	14	Manufacture of wearing apparel
	15	Manufacture of leather and related products
	16	Manufacture of wood, its products and cork
	17	Manufacture of paper and paper products
	18	Printing and reproduction of registered media materials
	19	Manufacture of coke and refined petroleum products
	20	Manufacture of chemicals and chemical products
	21	Manufacture of pharmaceuticals and basic pharmaceutical
	22	Manufacture of rubber and plastics products
	23	Manufacture of non-metallic products
24	Manufacture of basic metals	
25	Manufacture of fabricated metal products, except	
26	Manufacture of computer, electronic and optical products	
27	Manufacture of electrical devices	

		28	Manufacture of equipment and not elsewhere classified
--	--	----	---

Economic Activity		Depart	Description of the activity
		29	Manufacture of motor vehicles
		30	Manufacture of other transport equipment
		31	Furniture Making
		32	Other manufacturing industries
		33	Repair and installation of machinery and equipment
D	Electricity and gas supply	35	Electricity, gas, steam and air conditioning
E.	Waste supply, sewer system activities; waste collecting and treatment	36	Water collection, treatment and supply
		37	Sewage
		38	Waste collection, treatment & disposal activities; materials
		39	Remediation activities and other waste management
F	Construction	41	Construction of buildings
		42	Civil engineering
		43	Specialized construction activities
G	Wholesale and Retail Trade and repair of motor vehicles and motorcycles	45	Wholesale and retail trade, and vehicle and motorcycle
		46	Wholesale trade, except motor vehicles
		47	Retail trade, except motor vehicle
H	Transport and stockpiling	49	Land transport and transport via pipelines
		50	Water transport
		51	Air transport
		52	Warehousing and support activities for transportation
		52	Warehousing and support activities for transportation
		53	Post and courier activities
I	Activities of accommodation and food	55	Accommodation
		56	Activities of food and beverage service
J	Information and	58	Publishing activities
		59	Motion picture, video & TV programme production,
		60	Programming and broadcasting activities
		61	Telecommunications
		62	Computer programming, consultancy and related
		63	Activities of information services
K	Financial and insurance	64	Activities of financial service, except insurance funding
		65	Insurance, reinsurance and pension funding
		66	Financial services auxiliary and insurance activities

Economic Activity		Depart	Description of the activity
L	Property activities	68	Property activities
M	Professional, scientific and technical activities	69	Legal and accounting activities
		70	Activities of head offices; management consultancy
		71	Architectural and engineering activities; technical testing
		72	Scientific research and development
		73	Advertising and market research
		74	Professional, scientific and other technical activities
		75	Veterinary activities
N	Administrative and support services	77	Rental and leasing activities
		78	Employment activities
		79	Activities of travel agencies, reservation and tour
		80	Security and investigation activities
		81	Building services and landscape activities
		82	Administrative services for offices and office support
O	Education	85	Education
P	Health and social work activities	86	Human health
		87	Residential care activities
		88	Social work activities without accommodation
Q	Arts and entertainment	90	Creative activities, arts and entertainment
		91	Libraries, archives, museums and other cultural activities
		93	Sports activities and amusement and recreation activities
R	Other activities and services	94	Activities of membership organizations
		95	Repair of computers and personal and household goods
		96	Activities of other personal services

Form of the
Annual
Economic
Establishments
Survey 2013

نموذج رقم 1

ملصق اسم وعنوان المؤسسة



تحتفظ هذه المعلومات سرية في الهيئة العامة للإحصاء ولن تستخدم إلا في الأغراض الإحصائية بموجب الرسوم الملكي رقم (23) وتاريخ 1379/12/7هـ

التسحح الاقتصادي للمؤسسات لعام ١٤٣٤ هـ (2013)

<input type="checkbox"/>	صفة المؤسسة	(للإستعمال الرسمي فقط)	<input type="checkbox"/>	حالة المؤسسة
<input type="checkbox"/>	رقم الباحث	<input type="checkbox"/>	رقم المراقب	<input type="checkbox"/>
<input type="checkbox"/>				رقم المفتش

أولاً ، النشاط الاقتصادي

<input type="checkbox"/>	<input type="checkbox"/>	<input type="checkbox"/>	<input type="checkbox"/>	<input type="checkbox"/>	<input type="checkbox"/>	<input type="checkbox"/>	النشاط الاقتصادي الرئيس
--------------------------	--------------------------	--------------------------	--------------------------	--------------------------	--------------------------	--------------------------	-------------------------

ثانياً ، متوسط عدد المشتغلين خلال العام

البيان	سعودي		غير سعودي		الجملة	
	بأجر	بدون أجر	بأجر	بدون أجر	بأجر	بدون أجر
ذكور						
إناث						
الجملة						

ثالثاً ، تعويضات المشتغلين المستحقة الدفع خلال العام (بالآف الريالات)

البيان	سعودي	غير سعودي	الجملة
1. الرواتب والأجور			
2. المزايا والبدلات			
3. قسط التأمينات الاجتماعية والتقاعد			
4. قسط التأمين ضد إصابات العمل			
5. مكافأة أعضاء مجلس الإدارة			
6. المضاف لمخصص مكافأة ترك الخدمة			
الجملة			

اسم معطي البيانات	الوظيفة
البريد الإلكتروني	الهاتف

الهيئة العامة للإحصاء - إحصاءات القطاعات الانتاجية - الرياض ص . ب 3735 - الرمز البريدي 11481 - البريد الإلكتروني Production@stats.gov.sa

رابعاً ، المستلزمات السلعية والخدمية المستخدمة خلال العام

(بالآف الريالات)

أ) المستلزمات السلعية

البيان	القيمة	البيان	القيمة
1. استهلاك ماء		4. المستخدم من الوقود والزيوت	
2. استهلاك كهرباء		5. المستخدم من الأدوات المكتبية والقرطاسية	
3. المستخدم من الغامات والمواد الأولية		6. المستخدم من قطع الغيار والأدوات	
(أ)		7. المستخدم من مواد التعبئة والتغليف والحزم	
(ب)		8. المستخدم من مواد النظافة	
(ج)		9. مستلزمات سلعية مستخدمة أخرى :	
(د)		(أ)	
(هـ)		(ب)	
(و) باقي الغامات والمواد الأولية الأخرى		(ج) باقي المستلزمات السلعية الأخرى	
جملة المستلزمات السلعية المستخدمة في عملية الإنتاج			

(بالآف الريالات)

ب) المستلزمات الخدمية

البيان	القيمة	البيان	القيمة
1. بريق وبريد وهاتف		8. أتعاب خدمات بنكية	
2. تدريب وانتداب ومصاريف سفر		9. إيجار مباني وأراضي غير زراعية *	
3. خدمات الصيانة		10. إيجار آلات ومعدات	
4. خدمات طباعة		11. مستلزمات خدمية مستخدمة أخرى :	
5. استشارات وتحقيق حسابات		(أ)	
6. مدفوعات لمتعهدي (مقاولي) الباطن		(ب)	
7. دعاية وإعلان ومصروفات تسويقية		(ج) باقي المستلزمات الخدمية الأخرى	
جملة المستلزمات الخدمية المستخدمة في عملية الإنتاج			

ملاحظة : المستخدم (المسجك) من المستلزمات السلعية والخدمية = المشتري + مخزون أول السنة - مخزون آخر السنة - المباع

* يشمل الإيجار المقر من المباني المملوكة والمشغولة

(بالآف الريالات)

خامساً ، النفقات التحويلية

البيان	القيمة	البيان	القيمة
1. رسوم (جمارك ، جوازات ، مرور ، بلدية .. الخ		11. تعويضات وفرامات مدفوعة أو مستحقة الدفع	
2. ديون معنومة		12. أرباح موزعة (أسهم وحصص ومشاركات)	
3. مصروفات تخص سنوات سابقة		13. المنصرف من مخصص مكافأة ترك الخدمة	
4. خسائر بيع أصول رأسمالية *		14. ضرائب على الدخل والأرباح	
5. خسائر بيع أوراق مالية *		15. المضاف إلى مخصص الديون المشكوك في تحصيلها	
6. خسائر بيع مواد أولية *		16. خسائر ناتجة عن إعادة التقييم	
7. أقساط تأمين		17. نفقات تحويلية أخرى :	
8. زكاة وتبرعات		(أ)	
9. إيجار أراضي زراعية		(ب)	
10. فوائد مدفوعة أو مستحقة الدفع		(ج) باقي النفقات التحويلية الأخرى	
جملة النفقات التحويلية			

* الفرق بين القيمة الدفترية وبين بيع الأصل (على أن تكون هذه الأصول مشتراة لغرض استخدامها وليس لغرض المتاجرة به)

** تشمل مسجوك أصحباب العمل

(بالآف الريالات)

سادساً : البضائع المشتراة بغرض بيعها بنفس حالتها

المشتريات	البيان
	القيمة

(بالآف الريالات)

سابعاً : الإيرادات التشغيلية

البيان	البيان	القيمة	البيان	القيمة
1. إيرادات النشاط الاقتصادي الرئيس *	7. إيرادات تشغيلية أخرى :			
2. إيرادات الأنشطة الثانوية **	(أ)			
3. إيجار مباني وأراضي غير زراعية	(ب)			
4. إيجار آلات ومعدات	(ج)			
5. بيع مخلفات الإنتاج	(د)			
6. خدمات أخرى مقدمة للآخرين	(هـ) باقي الإيرادات التشغيلية الأخرى			
جملة الإيرادات التشغيلية				

* تسجل مبيعات البضائع المشتراة بغرض بيعها بنفس حالتها (إيرادات النشاط الاقتصادي الرئيس) إذا كان النشاط الرئيس تجارة الجملة أو التجزئة

* تشمل الإنتاج من الأصول الرأسمالية لغرض الاستخدام الذاتي في إيرادات النشاط الرئيسي

** تسجل مبيعات البضائع المشتراة بغرض بيعها بنفس حالتها (إيرادات الأنشطة الثانوية) إذا لم يكن النشاط الرئيس تجارة الجملة أو التجزئة

(بالآف الريالات)

ثامناً : الإيرادات التحويلية

البيان	البيان	القيمة	البيان	القيمة
1. فوائد محصلة أو مستحقة التحصيل	10. أرباح بيع أصول رأسمالية*			
2. تعويضات محصلة من التأمين	11. أرباح بيع مواد أولية*			
3. تعويضات محصلة أو مستحقة التحصيل	12. أرباح بيع أوراق مالية *			
4. ديون محصلة سبق إعدامها	13. أرباح ناتجة من إعادة تقييم الأصول والالتزامات			
5. إيرادات تخص سنوات سابقة	14. إيرادات تحويلية أخرى :			
6. أرباح أسهم وحصص ومشاركات	(أ)			
7. إيجار أراضي زراعية	(ب)			
8. إعانات حكومية	(ج)			
9. تبرعات مقدمة من الآخرين	(د) باقي الإيرادات التحويلية الأخرى			
جملة الإيرادات التحويلية				

* الفرق بين ثمن البيع والقيمة النقدية للأصل (الشراء)

تاسعاً : نسبة المشاركة في ملكية رأس المال

حكومي	خاص	أجنبي *	الإجمالي
%	%	%	% 100

* يشمل (غير المقيمين) من أفراد أو شركات

عاشراه التغيير في الأصول والإلتزامات

(بالآف الريالات)

صافي القيمة الدفترية نهاية العام	التغيرات الأخرى	التغير في قيمة الأصول الناتجة من إعادة التقييم	المبيعات خلال العام (الإستبعادات)	المشتريات خلال العام (الإضافات)	قسط الإهلاك السنوي	صافي القيمة الدفترية بداية العام	أ - الأصول غير المالية *
							مباني سكنية
							مباني غير سكنية
							وسائل نقل
							أثاث ومعدات
							أثاث
							موارد بيولوجية
							منتجات الملكية الفكرية
							أصول ثابتة أخرى **
							الأراضي
							دراسات وأبحاث
							إكتشافات المعادن
							مفود الأيجار والترخيص
							اسم الشهرة التجارية
							أصول غير منتجة غير مالية أخرى ***
							بضائع مشتركة بغرض بيعها بنفس حالتها
							المواد الأولية وقطع الغيار ومواد التغليف
							المنتجات التامة الصنع وتحت التصنيع
							الإجمالي

* صافي القيمة الدفترية في نهاية العام = صافي القيمة الدفترية في بداية العام - قسط الاملاك السنوي + الإضافات - الإستبعادات (-/-) التغيير الناتج من إعادة تقييم الأصول (-/-)

** تشمل أصول ثابتة أخرى مثل قواعد البيانات ، وبرامج الحاسوب والبرامج التطبيقية .. الخ

*** تشمل أي أصول غير منتجة غير مالية خلاف ما ذكر ، كالفنانات والوارد الجوفية المائية.

القيمة الدفترية نهاية العام	التغيرات الأخرى	التغير في قيمة الأصول الناتجة عن إعادة التقييم	الإستبعادات خلال العام	الإضافات خلال العام	القيمة الدفترية بداية العام	ب - الأصول المالية *
						ودائع في البنوك وأرصدة نقدية في الصندوق
						سندات الدين
						القروض (تشمل المدينون)
						أسهم وحصص ومشاركات
						حسابات أخرى يرسم القبض
						الإجمالي

* القيمة الدفترية في نهاية العام = القيمة الدفترية في بداية العام + الإضافات - الإستبعادات (-/-) التغيير الناتج من إعادة تقييم الأصول (-/-) التغيرات الأخرى

القيمة الدفترية نهاية العام	التغيرات الأخرى	التغير في قيمة الإلتزامات الناتجة عن إعادة التقييم	الإستبعادات خلال العام	الإضافات خلال العام	القيمة الدفترية بداية العام	ج - الإلتزامات المالية *
						ودائع في البنوك وأرصدة نقدية في الصندوق
						سندات الدين
						القروض (تشمل الدائنين)
						أسهم وحصص (حقوق المساهمين) **
						حسابات أخرى يرسم الدفع
						الإجمالي ***

* القيمة الدفترية في نهاية العام = القيمة الدفترية في بداية العام + الإضافات - الإستبعادات (-/-) التغيير الناتج من إعادة تقييم الإلتزامات (-/-) التغيرات الأخرى

** تشمل رأس المال والمخصصات والاحتياطيات الأخرى والأرباح المرحلة (أي جميع حقوق المساهمين)

*** جملة الإلتزامات المالية (في بداية ونهاية العام) = جملة الأصول غير المالية + جملة الأصول المالية (في بداية ونهاية العام)

Analysis
Tables

Kingdom-wide

Table (A)

Relative distribution of workers by economic activity *

Economic Activity	Percentage
Agriculture, Forestry and Fishing	5.39%
Mining and quarrying	1.74%
Manufacturing	16.07%
Electricity, gas, steam and air conditioning	1.08%
Water supply and sewerage	0.66%
Construction	16.63%
Wholesale and Retail Trade	26.81%
Transport and stockpiling	3.99%
Accommodation and food	8.15%
Information and Communication	1.49%
Finance and insurance activities	1.67%
Property activities	1.79%
Professional activities	1.57%
Administrative services and support	3.89%
Education	2.78%
Health and social care	2.79%
Arts and entertainment	0.48%
Other services	3.03%
Total	100%

* Workers in private and public for-profit establishments

Table (B)

Relative distribution of Saudi workers by economic activity*

Economic Activity	Percentage
Agriculture, Forestry and Fishing	3.33%
Mining and quarrying	4.75%
Manufacturing	14.35%
Electricity, gas, steam and air conditioning	3.35%
Water supply and sewerage	0.59%
Construction	8.21%
Wholesale and Retail Trade	23.87%
Transport and stockpiling	5.19%
Accommodation and food	5.38%
Information and Communication	4.18%
Finance and insurance activities	4.73%
Property activities	3.69%
Professional activities	1.82%
Administrative services and support	4.58%
Education	5.61%
Health and social care	3.28%
Arts and entertainment	0.37%
Other services	2.72%
Total	100%

* Workers in private and public for-profit establishments

Table (C)

Relative distribution of non-Saudi workers by economic activity*

Economic Activity	Percentage
Agriculture, Forestry and Fishing	6.06%
Mining and quarrying	0.75%
Manufacturing	16.63%
Electricity, gas, steam and air conditioning	0.33%
Water supply and sewerage	0.69%
Construction	19.38%
Wholesale and Retail Trade	27.78%
Transport and stockpiling	3.59%
Accommodation and food	9.06%
Information and Communication	0.62%
Finance and insurance activities	0.66%
Property activities	1.17%
Professional activities	1.49%
Administrative services and support	3.66%
Education	1.85%
Health and social care	2.63%
Arts and entertainment	0.51%
Other services	3.13%
Total	100%

* Workers in private and public for-profit establishments

Table (D)

Relative distribution of workers' compensation by economic activity

Economic Activity	Percentage
Agriculture, Forestry and Fishing	2.17%
Mining and quarrying	14.29%
Manufacturing	17.56%
Electricity, gas, steam and air conditioning	3.01%
Water supply and sewerage	0.47%
Construction	11.82%
Wholesale and Retail Trade	16.07%
Transport and stockpiling	4.52%
Accommodation and food	4.49%
Information and Communication	3.67%
Finance and insurance activities	9.50%
Property activities	1.30%
Professional activities	1.79%
Administrative services and support	2.89%
Education	2.27%
Health and social care	2.36%
Arts and entertainment	0.30%
Other services	1.52%
Total	100%

Table (E)

Relative distribution of wages and salaries by economic activity

Economic Activity	Percentage
Agriculture, Forestry and Fishing	2.43%
Mining and quarrying	12.32%
Manufacturing	17.90%
Electricity, gas, steam and air conditioning	2.44%
Water supply and sewerage	0.50%
Construction	11.90%
Wholesale and Retail Trade	17.21%
Transport and stockpiling	4.27%
Accommodation and food	4.86%
Information and Communication	4.03%
Finance and insurance activities	9.13%
Property activities	1.40%
Professional activities	1.85%
Administrative services and support	3.05%
Education	2.30%
Health and social care	2.39%
Arts and entertainment	0.33%
Other services	1.69%
Total	100%

Table (F)

Relative distribution of benefits and allowances by economic activity

Economic Activity	Percentage
Agriculture, Forestry and Fishing	0.89%
Mining and quarrying	24.01%
Manufacturing	15.89%
Electricity, gas, steam and air conditioning	5.82%
Water supply and sewerage	0.30%
Construction	11.43%
Wholesale and Retail Trade	10.45%
Transport and stockpiling	5.76%
Accommodation and food	2.67%
Information and Communication	1.90%
Finance and insurance activities	11.37%
Property activities	0.84%
Professional activities	1.50%
Administrative services and support	2.13%
Education	2.11%
Health and social care	2.20%
Arts and entertainment	0.11%
Other services	0.64%
Total	100%

Table (G)

Relative distribution of expenses by economic activity

Economic Activity	Percentage
Agriculture, Forestry and Fishing	3.33%
Mining and quarrying	10.58%
Manufacturing	24.30%
Electricity, gas, steam and air conditioning	1.86%
Water supply and sewerage	0.29%
Construction	6.64%
Wholesale and Retail Trade	32.07%
Transport and stockpiling	3.72%
Accommodation and food	2.82%
Information and Communication	4.92%
Finance and insurance activities	3.21%
Property activities	0.70%
Professional activities	1.19%
Administrative services and support	2.01%
Education	0.56%
Health and social care	0.97%
Arts and entertainment	0.20%
Other services	0.62%
Total	100%

Table (H)

Relative distribution of revenues by economic activity

Economic Activity	Percentage
Agriculture, Forestry and Fishing	2.53%
Mining and quarrying	41.05%
Manufacturing	16.21%
Electricity, gas, steam and air conditioning	1.44%
Water supply and sewerage	0.22%
Construction	5.60%
Wholesale and Retail Trade	16.66%
Transport and stockpiling	2.74%
Accommodation and food	1.72%
Information and Communication	3.39%
Finance and insurance activities	3.69%
Property activities	0.61%
Professional activities	0.75%
Administrative services and support	1.40%
Education	0.39%
Health and social care	0.97%
Arts and entertainment	0.20%
Other services	0.43%
Total	100%

Table (I)

Relative distribution of operating surplus by economic activity

Economic Activity	Percentage
Agriculture, Forestry and Fishing	2.15%
Mining and quarrying	59.90%
Manufacturing	11.82%
Electricity, gas, steam and air conditioning	1.05%
Water supply and sewerage	0.16%
Construction	4.38%
Wholesale and Retail Trade	8.65%
Transport and stockpiling	2.04%
Accommodation and food	0.84%
Information and Communication	2.56%
Finance and insurance activities	3.32%
Property activities	0.49%
Professional activities	0.41%
Administrative services and support	0.92%
Education	0.10%
Health and social care	0.81%
Arts and entertainment	0.18%
Other services	0.22%
Total	100%

Table (j)

Relative distribution of fixed and purchased assets by economic activity

Economic Activity	Percentage
Agriculture, Forestry and Fishing	1.08%
Mining and quarrying	20.33%
Manufacturing	21.66%
Electricity, gas, steam and air conditioning	12.29%
Water supply and sewerage	0.47%
Construction	9.00%
Wholesale and Retail Trade	8.44%
Transport and stockpiling	6.17%
Accommodation and food	1.58%
Information and Communication	9.44%
Finance and insurance activities	1.35%
Property activities	1.36%
Professional activities	1.30%
Administrative services and support	1.61%
Education	1.17%
Health and social care	1.62%
Arts and entertainment	0.30%
Other services	0.85%
Total	100%