



الهيئة العامة للإحصاء  
General Authority for Statistics

---

## Household Income and Expenditure Survey

م 2018

---



## Content:

Index of Tables.....	3
Index of Figures .....	7
Introduction.....	8
Methodology.....	9
Survey Results Summary .....	24
Chapter One: Household and Per-Capita Average Monthly Income .....	26
Chapter Two: Household and Per-Capita Average Monthly Expenditure.....	39
Chapter Three: Household Average Monthly Consumption Expenditure.....	52





## Index of Tables:

Table (1) Key indicators of Household Income and Expenditure Survey 2018, compared to 2013	25
Table (1-1) Average household monthly income by administrative regions	27
Table (1-2) Average household monthly income by size of household	34
Table (1-3) Average household monthly income by type of dwelling	36
Table (1-4) Average household monthly income by area of dwelling	37
Table (2-1) Average household monthly expenditure by administrative regions	40
Table (2-2) Average household monthly expenditure by main expenditure group	44
Table (2-3) Average per-capita monthly expenditure by main expenditure group	51
Table (3-1) Average household monthly consumption expenditure by administrative regions	53
Table (3-2) Average household monthly consumption expenditure by main expenditure group	54
Attached Tables	55
Table (1) Average household monthly income by administrative regions	56
Table (2) Average household monthly income by administrative regions and gender of household head	57
Table (3) Average Saudi household monthly income by administrative regions and educational level of household head	58
Table (4) Average household monthly income by administrative regions and educational level of household head	59
Table (5) Average Saudi household monthly income by administrative regions and marital status of household head	60
Table (6) Average household monthly income by administrative regions and marital status of household head	61





Table (7) Average Saudi household monthly income by administrative regions and age group of household head .....	62
Table (8) Average household monthly income by administrative regions and age group of household head .....	63
Table (9) Average household monthly income by age group and gender of household head .....	64
Table (10) Average household monthly income by size of household .....	65
Table (11) Average household monthly income by type of dwelling .....	66
Table (12) Average household monthly income by type of holding .....	67
Table (13) Average household monthly income by area of dwelling .....	68
Table (14) Average per-capita monthly income by administrative regions .....	69
Table (15) Average household monthly expenditure by administrative regions .....	70
Table (16) Average household monthly expenditure by administrative regions and gender of household head .....	71
Table (17) Average household monthly expenditure by age groups .....	72
Table (18) Average household monthly expenditure by age groups and gender of household head .....	73
Table (19) Average household monthly expenditure by size of household .....	74
Table (20) Average household monthly expenditure by main expenditure group .....	75
Table (21) Average household monthly expenditure by main expenditure group and gender of household head .....	76
Table (22) Average household monthly expenditure by type of dwelling .....	77
Table (23) Average household monthly expenditure by type of holding .....	78
Table (24) Average household monthly expenditure by area of dwelling .....	79
Table (25) Average per-capita monthly expenditure by administrative regions .....	80





Table (26) Average per-capita monthly expenditure by main expenditure group	81
Table (27) Average household monthly expenditure by main expenditure group in Riyadh region	82
Table (28) Average household monthly expenditure by main expenditure group in Makkah region	83
Table (29) Average household monthly expenditure by main expenditure group in Madinah region	84
Table (30) Average household monthly expenditure by main expenditure group in Qassim region	85
Table (31) Average household monthly expenditure by main expenditure group in Eastern region	86
Table (32) Average household monthly expenditure by main expenditure group in Asir region	87
Table (33) Average household monthly expenditure by main expenditure group in Tabuk region	88
Table (34) Average household monthly expenditure by main expenditure group in Hail region	89
Table (35) Average household monthly expenditure by main expenditure group in Northern Borders region	90
Table (36) Average household monthly expenditure by main expenditure group in Jazan region	91
Table (37) Average household monthly expenditure by main expenditure group in Najran region	92
Table (38) Average household monthly expenditure by main expenditure group in Al-Baha region	93
Table (39) Average household monthly expenditure by main expenditure group in Al-Jouf region	94





Table (40) Average Saudi household monthly expenditure by main expenditure group and area of dwelling .....	95
Table (41) Average household monthly expenditure by main expenditure group and area of dwelling .....	96
Table (42) Average Saudi household monthly expenditure by main expenditure group and size of household .....	97
Table (43) Average household monthly expenditure by main expenditure group and size of household .....	98
Table (44) Saudi household expenditure groups by main expenditure groups .....	99
Table (45) Household expenditure groups by main expenditure groups .....	100
Table (46) Average household monthly consumption expenditure by administrative regions .....	101
Table (47) Average household monthly consumption expenditure by main expenditure group .....	102
Table (48) Average household monthly expenditure by main expenditure group .....	103
Table (49) Average per-capita monthly expenditure by main expenditure group .....	106





## Index of Figures

(Figure 1) Average Saudi household monthly income by gender of household head	28
(Figure 2) Average Saudi household monthly income by administrative region and educational level of household head	29
(Figure 3) Average Saudi household monthly income by administrative region and marital status of household head	31
(Figure 4) Percentage distribution of Saudi household monthly income by income sources	32
(Figure 5) Average Saudi household monthly income by gender and age group of household head	33
(Figure 6) Average household monthly income by size of household	34
(Figure 7) Average household monthly income by type of holding	35
(Figure 8) Average household monthly income by type of dwelling	36
(Figure 9) Average household monthly income by area of dwelling	37
(Figure 10) Average per-capita monthly income by administrative regions	38
(Figure 11) Average Saudi household monthly expenditure by administrative region and gender of household head	41
(Figure 12) Average Saudi household monthly expenditure by age group and gender of household head	42
(Figure 13) Average household monthly expenditure by size of household and nationality of household head	43
(Figure 14) Average Saudi household monthly expenditure by main expenditure groups and gender of household head	45
(Figure 15) Average Saudi household monthly expenditure by main expenditure groups and marital status	46
(Figure 16) Average household monthly expenditure by type of holding	47
(Figure 17) Average household monthly expenditure by type of dwelling	48
(Figure 18) Average household monthly expenditure by size of dwelling	49
(Figure 19) Average per-capita monthly expenditure by administrative regions	50
(Figure 20) GINI Coefficient of Saudi household monthly expenditure by administrative regions	109





## Introduction

Household income and expenditure survey is one of the household field surveys conducted by the General Authority for Statistics in the field of social statistics. It provides data about the expenditure patterns in the community, in addition to the impact of demographic, social, and economic factors on households. It also gives information about the household and individuals monthly income and expenditure.

The results of household income and expenditure survey are very important in providing the weights that reveals the relative significance of the consumption expenditure terms and their use in calculating the consumer prices' indices. They are also considered one of the important sources of national accounts data.

The UNSD Classification of Individual Consumption According to Purpose (COICOP) was used in this survey to classify the main expenditure groups, and the commodity and services terms.

In this survey, it was very important for the results to reflect the expenditure of Saudi and no-Saudi households on consumption goods such as food, beverages, and clothes, in addition to their expenditure on non-consumption goods such as financial transfers, and capital goods such as the purchase of buildings, lands, shares, donations, and insurance...etc.

The General Authority for Statistics (GASTAT) would like to express its thanks and gratitude to all household heads, partners and clients from entities concerned with household income and expenditure for their cooperation in this survey, without which this survey would not be released. GASTAT is pleased to receive your suggestions and feedbacks on ([info@stats.gov.sa](mailto:info@stats.gov.sa)), as they may enhance the content of this survey and improve the content of the coming ones.

General Authority for Statistics

Living Conditions Statistics



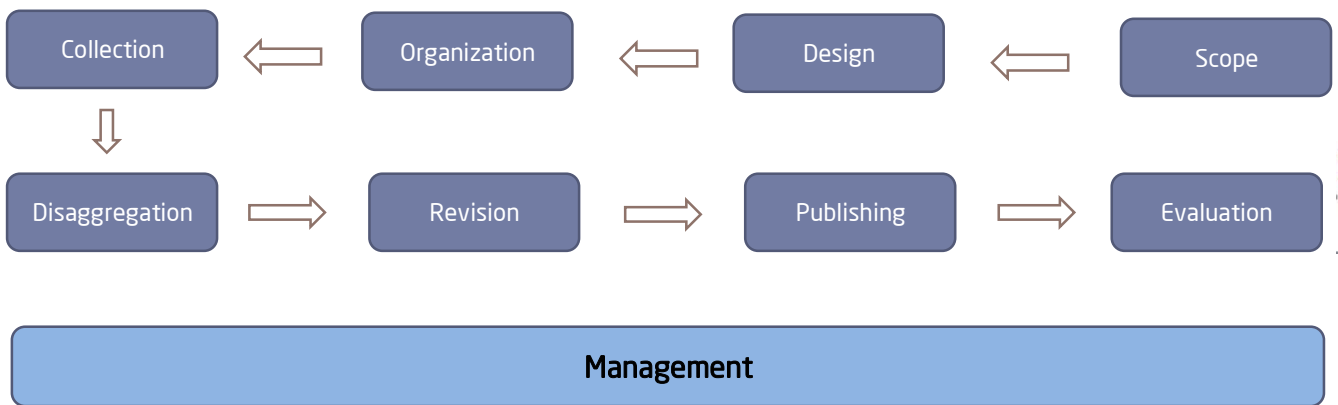




## Methodology

Based on the mission of GASTAT to Provide comprehensive, reliable, up-to-date statistics and value-added services in line with the international standards and to take the lead in developing the statistical sector to support decision making, and in order to achieve its vision to be the most innovative and distinctive statistical reference for Saudi Arabia's socio-economic development, GASTAT has developed all the methodologies of its statistical work in line with the stages of work stipulated in GASTAT Statistical Procedures Manual which conforms with the procedures adopted by the international organizations related to the development of statistical methodologies.

The statistical work stages are divided into eight connected stages, in addition to a ninth stage (the comprehensive "management" stage), which are as follows:





The Household Income and Expenditure Survey is one of GASTAT products that has been developed according to the following stages:

## First stage: Survey scope

In this stage, statistical needs should be well understood and confirmed. Furthermore, possible solutions should be determined. GASTAT has contacted and held meetings with its partners from all entities concerned with the household income and expenditure statistics in Saudi Arabia, some of which are:

- Ministry of Economy and Planning
- Ministry of Labour and Social Development
- GASTAT departments; Prices statistics department, and national accounts department.

In order to take the comments and feedbacks of these entities into consideration when designing the survey form, so that all the objectives of the Household Income and Expenditure Survey can be achieved.

The survey objectives can be summarized as:

- 1- Identifying the patterns of expenditure in society, and the impact of demographic, social, and economic factors on them.
- 2- Providing statistics related to the expenditure of Saudi and Non-Saudi households on consumption goods such as food, beverages, and clothes, in addition to their expenditure on non-consumption goods such as financial transfers, and capital goods such as the purchase of buildings, lands, shares, donations, and insurance...etc.
- 3- Providing the weights that reveals the relative significance of the consumption expenditure.
- 4- Providing the prices department with data on consumption expenditure terms by relative significance to be used in calculating the consumer prices indices.
- 5- Providing the national accounts department with data about household expenditure on goods and services as one of the composing elements of the final expenditure in GDP.



## Second stage: Design

The most important steps of this stage are:

### **First: Identifying the statistical community**

The targeted community of this survey includes all individuals (Saudis and Non-Saudis) who habitually live in Saudi Arabia.



## Second: Sources of statistics

GASTAT collects the data of Household Income and Expenditure Survey from the statistical community.

## Third: Definitions and concepts

### Sampling unit:

A unit that can be selected from all society units.

### Household:

Household refers to a person or a group of individuals - with or without kinship binding them to one another - who share residence during the time of survey. The household includes:

1. Saudi and non-Saudi nationals who habitually live with the household but they were absent while the survey was conducted for being temporarily away; for example, businessmen, tourists, people who travel for medication, and students on scholarships.
2. Individuals who stay with the household and were absent while the survey was conducted for the reason of being serving at night shifts; for example, guards, doctors, nurses, pharmacists, and airport employees...etc.
3. Servants, drivers and the like, who live with the household.
4. Family members who are travelling inside the Kingdom.

### Household income:

Total money and in-kind income gathered from all household members' incomes either males or females (regardless the age), from which the household can spend or save. There are many sources of income;

1. Salaries, money or in-kind wages.
2. Rent of real-estate units
3. Net income of projects
4. Incomes of ownership
5. Current transfers
6. Any incomes from other sources.

### Head of household:

It refers to the person regarded by the household members as its chief member. Usually, s/he is responsible for undertaking the responsibility of the household and his/her age must not be under (15) years old. If the household consists of children and their mother, and they are cared for by a relative





who does not live with them, such a relative shall not be deemed as the head of the household, nor shall s/he be recorded as one of its members, since s/he shall be recorded with his/her own household. In this case, the mother shall be deemed as the head of the household.

## Median Household Monthly Income

Median monthly income is the amount that divides the monthly income distribution into two equal groups, half having monthly income above that amount, and half having monthly income below or equal to that amount.

## Average Household Income

Average means the sum of values divided by the number of values, which means average household income is the sum of household income values and sources divided by the number of household members.

## Household Expenditure

It refers to the amount of cash spent by the household members on purchase of (consumption or non-consumption) goods and services, either related to the household needs in general such as the spending on food, housing, electricity, and durable goods, or related to the expenditure of its members such as spending on clothes, personal care, and the like.

There are twelve main groups of expenditure on goods and services. Each group consists of sub-groups that include a number of goods and services. The main expenditure groups are:

- 1- Food and beverages group
- 2- Tobacco group
- 3- Apparel and footwear group
- 4- Housing, water, electricity, gas, and other kinds of fuel group
- 5- Home furnishing group
- 6- Health group
- 7- Transportation group
- 8- Telecommunication group
- 9- Entertainment and culture group
- 10- Education group
- 11- Restaurants and hotels services group
- 12- Personal goods and services group





### Median Household Monthly Expenditure

Median monthly expenditure is the amount that divides the monthly expenditure distribution into two equal groups, half having monthly expenditure above that amount, and half having monthly expenditure below or equal to that amount.

### Average Household Expenditure

Average means the sum of values divided by the number of values, which means average household expenditure is the sum of household expenditure divided by the number of household members.

### Gini Coefficient

Gini Coefficient is used to measure the population's income equality. It varies from zero (perfect equality) to 1 (inequality). A Gini Coefficient of zero indicates that all population have the same income. However, A Gini Coefficient of (1) indicates that there is only one individual who receives all the income. Gini Coefficient expresses these values in numbers between 0 and 1.

### Fourth: Identifying the Sampling Units in the Household Income and Expenditure Survey

Initial sampling units: the enumeration areas, sampling units that are withdrawn during the first stage of the survey' sample design.

Final sampling units: the household, sampling units that are withdrawn during the second stage of the survey sample design. Each secondary sampling unit is considered a part of the initial sampling units.

### Fifth: Identifying and Defining Variables

Indicator	Formula
Average household monthly income	$\frac{\text{Total household monthly income}}{\text{Number of household members}} =$
Average household monthly expenditure	$\frac{\text{Total household monthly expenditure}}{\text{Number of household members}} =$
Average food and beverages	$\frac{\text{Total household expenditure on food and beverages}}{\text{Number of household members}} =$

### Sixth: Identifying Statistical Classifications

Classification is a group of organized related categories that are used to collect data according to their similarity. It is considered the base of data collection and publishing in all statistical fields (economic activity, products, expenditures, professions or health ... etc.). classifying data and information will help in setting them in meaningful categories in order to produce useful statistics. Data collection requires accurate order based on their common characteristics to obtain reliable and comparable statistics.





## Statistical classifications and guides that were used to collect data are:

The UNSD Classification of Individual Consumption According to Purpose (COICOP 1999) was used in this survey to classify the main expenditure groups, and the commodity and services terms.

## Seventh: Form Design:

The survey form consists of eight sections as follows:

### Section One: Form Outer Cover:

This section includes geographic data of the enumeration area along with household-specific data.

### Section Two: Housing Characteristics:

It consists of a set of questions concerning the basic features of the household dwelling.

### Section Three: Demographic Characteristics:

It includes demographic, social, and economic data on all household members.

### Section Four: General questions and household usual place for shopping.

### Section Five: Daily Expenditure:

This section sheds light on food, beverages, tobacco, and other goods as well as services that are daily consumed by the households.

### Section Six: Monthly Expenditure:

It includes expenditure items on monthly goods and services. It also consists of ten main groups, where each group is subdivided into several items of goods and services.

### Section Seven: Expenditure on Durable Goods:

This section consists of six sub-groups which include annual goods and services (durable goods and long-term services):

- Durable household appliances.
- Transportation means.
- Audio-visual equipment as well as photographic and information equipment.
- Main durable goods for outdoor entertainment.
- Musical instruments, main durable and entertainment equipment inside buildings.
- Insurance.





## Section Eight: Income:

This section is completed from the survey's form of individuals who have income in the household. Household's income sources are classified as follows:

- Cash and in-kind wages and salaries including overtime pay, allowances, and bonuses.
- Real property rental income such as: buildings, and non-agricultural lands.
- Net income of enterprises undertaken within (commercial, industrial, agricultural, service, free professions, etc.) establishments.
- Net income of enterprises undertaken outside establishments. These enterprises include businesses carried out outside the establishments with no fixed place to exercise their activities, such as street vendors, taxis (passenger and freight transport, etc.).

However, the net income is the total revenues (production) minus operating expenses (salaries and wages, services, and raw materials).

Income types include the following:

1. Property's income, such as: dividend stocks, shares, securities, investment certificates, distributed revenues, in addition to withdrawals from quasi-corporations. Other kinds may include: rents of agricultural lands, income of intellectual property, as well as returns of deposits and bonds accrued to any one of household's members during the year of the survey, whether from sources inside or outside Saudi Arabia.
2. Incomes from current transfers; they could be aids provided by government (cash or in-kind), charitable institutions, or individuals and relatives (among households). Such income may also include retirement pensions and remunerations, social insurance, insurance companies' compensations, and other current transfers, such as: dowry, alimony, inheritance, and awards of competitions, etc.
3. Income from other sources:  
Obtained income from household production (outside the establishments), in addition to sales of used (durable) goods, and assets (buildings, lands, transportation means, etc.).





## Eighth: Design of Statistical Framework and Survey Sample:

### Designing the Statistical Framework Plan:

1. Design and document the optimal plan to create a framework that covers the statistical community.
2. Develop lists, maps, and analytical features for the units through which data providers can be selected.
3. Use records and common statistical frameworks as much as possible.
4. Identify the metadata required to create the statistical frame, test frame, and to validate its accuracy, and approve its use for the current survey.

### Designing the Sampling Plan:

1. Designing and documenting the optimal plan to select the sample units from which the data will be collected, while ensuring reliable and efficient estimates. For this purpose, the survey's community is divided into non-overlapping parts characterized by relative homogeneity in their units. Each part is a layer and each layer is treated as an independent community, where a random sample is drawn from each layer separately, and eventually, all the withdrawn sampling units are integrated to form the total sample.
2. Selecting the sample units among statistical frameworks designed to cover the target statistical community. The sample selection process consists of two stages; in the first stage, the primary sampling units-which are the enumeration areas from the frame of counting and coding the buildings and real-estate units- are selected. During this stage, (2,083) areas distributed all over administrative regions' classes were selected using a method proportional to the size with a weighted number of Saudi households. However, in the second stage, the final sampling units are randomly withdrawn. These units are the households included in the enumeration areas selected previously in the first stage using the systematic random sampling method, covering (12) households from every enumeration area, in other words, with a total of (24996) households at the level of Saudi Arabia.
3. Preparing the optimal methodology to select the sampling units in order to provide satisfying outputs with the minimum efforts to data providers by using rotation and interference control methods.
4. Identifying metadata required to apply the statistical framework and select the sample.
5. Testing the sample, verifying its validity, and approving its use for the current survey cycle.







### Third Stage: Organization:

In this stage, the following steps are carried out:

1. Preparing the work procedures required for carrying out the survey, which will start from “the collection stage” and will end with “the assessment stage”.
2. Organizing as well as collecting those procedures, and determining the best sequence for them in order to reach to a methodology that will achieve the Household’s expenditure and Income Survey’s objectives.
3. Benefiting from the previous sessions of the household’s expenditure and income survey to test and develop the work procedures at the current session.
4. Describing and documenting these procedures to facilitate updates in future sessions.
5. Testing the statistical work procedures to ensure that they meet the requirements needed to prepare the Household’s Expenditure and Income Survey in its final form.
6. Adopting the statistical work procedures and developing a roadmap for implementation.





### Fourth Stage: Collection:

In this stage: all the concerned data are handled according to the right methods and the nature of such data.

1. In the collection process, the sample is selected based on the step of "Sampling Plan Design", where the selection process will be at the level of administrative regions as follows:

المنطقة الإدارية Adm.	عدد الأسرة	المنطقة الإدارية Adm.	عدد الأسرة
Region	No. of Households	Region	No. of Households
الرياض Riyadh	3276	حائل Hail	1524
مكة المكرمة Makkah	3720	الحدود الشمالية North.Bord	948
المدينة المنورة Madinah	2064	جازان Jazan	1620
القصيم Qassim	1608	نجران Najran	1368
المنطقة الشرقية .Easte. Prov	2808	الباحة Al-Baha	1428
عسير Asir	1788	الجوف Al-Jouf	1296
تبوك Tabuk	1548	المجموع Total	24996

2. The selected sample was validated and approved for use.

### **Training and Evaluation of Field- Work Candidates:**

Candidates were selected to participate in this survey based on the criteria related to the nature of work. A significant attention is typically paid to their educational level; it is preferable to have candidates with experience, and have participated before in the field works carried out by GASTAT.

Then, all candidates either from Authority's staff or collaborators outside the Authority were trained through special training programs, as follows:

- Conduct a training program for the specialized staff at the head office of GASTAT.
- Conduct similar training programs for the collaborators, such as: inspectors, monitors, and researchers in various regions of Saudi Arabia.





The training programs include lectures with a number of technical, technological, management, and awareness topics. The lectures explain the electronic instructions manual, survey's objectives, data collection method, and the ways of using maps. They also discuss in detail all the survey's questions, and technical as well as administrative tasks of all participants in the survey at their different administrative levels.

At the beginning of the training program, all the trainees were provided with tablet devices to be able to:

- Read the instruction manual and its contents when instructions given by the specialized trainer.
- Read the electronic form of the survey and try to fill it out at the workshops of the training program.
- Access " the auto-assessment system of the training program".
- Access "the auto- assessment system of the trainees" at the end of the training program. Through this system, the trainees' understanding of the survey's concepts and instructions can be determined.

Finally, participated labor force will be nominated according to the automatic results which will be automatically extracted from "auto-assessment system of the trainees" to ensure the speed, accuracy, and impartiality of the process when determining the candidates and their competencies.

## Method of Field Data Collection:

The Household's Expenditure and Income Survey is conducted periodically every five years. Since the household is the research point, the direct communication method was used to fill out the survey's form. Concerned researchers visited the households included within the survey's sample; they introduced themselves and showed the official documents to prove their identities. They also explained the purpose of the visit, provided an overview about the survey and its objectives, took the permission to complete the data of the household by using the electronic form of the Household's Expenditure and Income Survey. The survey's form is completed based on the specified time reference according to the number of the household's members and their demographic, social as well as economic characteristics by using the synchronization feature of the tablets by field researchers in various work regions of Saudi Arabia. The data of the households will be directly uploaded to the linked database at GASTAT's head office to be stored, reviewed, and processed.





## Survey Period:

The survey was conducted within thirteen months from 29/2/2017 to 31/3/2018. In each month, a different sample of the households was given in order to measure changes in expenditure's patterns and levels due to seasonal, irregular, and cyclical variations.

## Data Validation and Follow Up with Data Providers and Collectors:

Data are validated by reviewing them through the researcher himself, the responsible inspector, and the supervisor of the survey in the supervision area. All the working areas are monitored and reviewed by the Data Quality Room at GASTAT's head office. The Room controls and supervises the performance of all operating categories in the field in accordance with the time of data collection from day one until the last day. The most important tasks of the Data Quality Room are:

- Reviewing the collected data and sending notes to the field operating teams of different levels through an automated desktop system that is linked with the tablets of the researchers, so they can access the feedback quickly at their working locations.
- Making phone calls with the households in order to ask some questions of the form to check the accuracy of data completed by the researcher, and his commitment to the instructions during the visit. Also, to obtain the missing data that have not been received yet, and to thank the households' heads for their cooperation.
- Assigning a specialized technical team in the Data Quality Room to be responsible for answering field inquiries received from workers or households' heads.
- Applying errors rules to ensure the consistency, accuracy and logicity of the data.
- Checking the form completion location by matching its coordinates with the registered ones in the sample file.

## Fifth Stage: Disaggregation of Data:

(Raw data) are disaggregated in this stage based on the classification and coding inputs that were completed during the data collection stage. The statistical classifications or coding manuals could be the ones that were previously mentioned in the design stage, which are: the classification of major expenditure groups and items of goods and services, or other classifications and coding such as: the geographical classification of data like (data distribution at the level of administrative regions), qualitative and descriptive classification in terms of gender determination and individual's marital status, or quantitative classification such as income groups. Such data are disaggregated to be presented in right tables in order to summarize, understand, as well as extract their results. Moreover, to compare them with other data, and to obtain statistical significances about the selected community. However,





referring to such data indicated in tables is much easier than going back to check the original forms that may include some data like names and addresses of individuals, which might violate the confidentiality of statistical data.

The main procedures of this stage are discussed below:

## **Data Matching:**

To ensure the quality and accuracy of the survey's statistics, all data are reviewed and matched to check their correctness and accuracy in a way that fits the nature of such data. Data of the current survey will be matched with the data of the previous one, to ensure their validity and logicity before processing, extracting, and reviewing the results in the next stages of data disaggregation.

## **Data Confidentiality:**

To keep data confidential, identifiers are removed from the entered data set. The name, address, and other identifiers of the individual will be hid to protect the individual's privacy.

## **Sixth Stage: Revision:**

In this stage, outputs are validated and explained by applying a number of steps:

## **Data Outputs Validation:**

In addition to the revision process applied to the collected data in the fourth stage "collection stage" to check their accuracy and reliability and what was applied in the fifth stage "disaggregation stage", all the outputs are stored and uploaded to the database after being calculated to be reviewed and processed by specialists of Living Conditions Department through a revision software and on screens that were designed for this purpose.

## **Dealing with confidential data:**

In the General Authority for Statistics(GASTAT), data are always kept confidential, and are used for statistical purposes only. Under no circumstances can that be allowed to disclose about any data of the households or their members. It is worth mentioning that the publications are statistical tables for a number of household features at the level of Saudi Arabia and its administrative regions and main cities by demographic characteristics.

## **Seventh Stage: Publication:**

In this stage, the product is prepared to be published according to the following steps:





## Preparation and Process of Results Designed for Publication:

by:

1. Downloading the results of the data from the database of surveys of Living Conditions.
2. Preparing and processing publication tables and graphs of the data and indicators.
3. Preparing the metadata and writing the methodology of the work.
4. Reviewing the survey's results before the publishing.

## Preparation of results designed for publication:

In this stage, GASTAT downloads the results from the survey database then adds the metadata and the methodology as it is now in this report in both Arabic and English languages. In addition, GASTAT prepares media materials to announce its release through all media in addition to its various platforms in social media sites. It is announced on the day of the publication and published in different formats starting from the official website as open data (Excel) **to ensure its delivery to all clients and people interested in the survey**. It also can be found in the statistical library on GASTAT's website.

GASTAT believes that it is important to communicate with the clients (data users), so it connects with the clients and provides them with the results of this survey immediately after its release. GASTAT also receives the questions and inquiries of the clients about the product and its results through various communication channels through which clients can request the data. The requests and inquiries are received through:

- GASTAT's official website [www.stats.gov.sa](http://www.stats.gov.sa)
- GASTAT's official e-mail [info@stats.gov.sa](mailto:info@stats.gov.sa)
- Client support e-mail [cs@stats.gov.sa](mailto:cs@stats.gov.sa)
- Official visit to the headquarters of GASTAT in Riyadh or one of its branches in Saudi Arabia.
- Official letters.
- Statistical helpline (920020081)

## Published content preservation:

To ensure that the contents of the publication are preserved for long periods of time, the Documents and Archives Center in the Authority preserves and archives the published data to be used as a reference at any time whether for the Authority or for others.





### Stage Eight: Evaluation stage:

In this stage, the statistical process is evaluated from the collection stage to the next stage of data publication for an improvement process to obtain high-quality data. The improvement process may include methodologies, processes and systems, skills of workers, standards as well as statistical frameworks by using the following steps:

#### **Measurable evaluation inputs collection:**

In this step, the most important comments and notes are collected and documented from their sources in different stages. First, some are collected and documented in the collocation stage, for example, comments and notes given by data collectors and their field supervisors as well as data providers. Secondly, some are collected and documented in the revision stage, such as notes written by specialists responsible for reviewing, auditing and analyzing data collected from the field. Finally, the comments and notes by data users in the post-publication stage are collected and documented.

#### **Evaluation:**

The evaluation is conducted by analyzing collected evaluation inputs and comparing the results of this analysis with the results expected previously. Therefore, a number of possible improvements and solutions are identified and discussed with concerned staff in various relevant departments in the Authority, or with their clients of the Household Income and Expenditure Survey. Furthermore, during this stage, clients' performances and satisfaction levels of using Household Income and Expenditure Survey results are measured as well as dissatisfied clients are contacted and provided with clarifications.

Based on these procedures, the recommendations for obtaining high-quality data for the next surveys of the Household Income and Expenditure are agreed upon.





## Survey Results Summary

The results of the Household Income and Expenditure Survey (2018) indicated that:

- 1- The average monthly income per household at the level of Saudi Arabia reached (11,984) eleven thousand nine hundred and eighty-four riyals, whereas the average per-capita reached (2,485) two thousand four hundred and eighty-five riyals. The average income of Saudi household reached (14,823) fourteen thousand eight hundred and twenty-three riyals with an increase of (8.9%) compared to 2013. The average monthly income per capita for Saudis reached (2,741) two thousand seven hundred and forty-one riyals with an increase of (21%) compared with 2013.
- 2- The median monthly income per household at the level of Saudi Arabia reached (8,958) eight thousand nine hundred and fifty-eight riyals, whereas the median monthly income per-capita reached (1,964) one thousand nine hundred and sixty-four riyals. The Saudi household median income reached (11,494) eleven thousand four hundred and ninety-four riyals with an increase of (7.2%) compared to 2013, whereas the median income per-capita for Saudis reached (2,150) two thousand one hundred and fifty riyals.
- 3- The average monthly expenditure of households at the level of Saudi Arabia in general reached (12,818) twelve thousand eight hundred and eighteen riyals, whereas the average per-capita reached (2,521) two thousand five hundred and twenty-one riyals. The average expenditure of Saudi households reached (16,125) sixteen thousand one hundred and twenty-five riyals, whereas the average per-capita for Saudis reached (2,857) two thousand eight hundred and fifty-seven riyals. The Saudis average monthly expenditure per-capita increased by (11.9%) compared to 2013.
- 4- The median monthly expenditure of the household in general reached (8,605) eight thousand six hundred and five riyals, whereas the median per-capita reached (1,822) one thousand eight hundred and twenty-two riyals. The median expenditure of the Saudi household reached (11,189) eleven thousand one hundred and eighty-nine riyals, with an increase of (15.6%) compared to 2013, whereas the per-capita median for Saudis reached (2,051) two thousand and fifty-one riyals.







Table (1) Key Indicators of Household Income and Expenditure (2018) Compared to 2013:

Indicator	2013		2018	
	Saudi Arabia	Total	Saudi Arabia	Total
Average Household Monthly Income	13,610	10,723	14,823	11,984
Median Household Monthly Income	10,723	8,000	11,494	8,958
Average Per-capita Monthly Income	2,262	2,062	2,741	2,485
Median Per-capita Monthly Income	1,792	1,619	2,150	1,964
Average Monthly Income of Individuals with income			7,940	6,346
Average household Monthly expenditure in general <sup>1</sup>	15,367	11,522	16,125	12,818
Median Household Monthly Expenditure in general	9,682	6,930	11,189	8,605
Average Monthly Expenditure Per-capita	2,554	2,216	2,857	2,521
Median Monthly Expenditure Per-capita in general	1,682	1,455	2,051	1,822
Average Household Monthly Consumption <sup>2</sup> Expenditure	13,282	10,103	14,584	11,728
Percentage of Monthly Household Expenditure on "Food and Beverages"	16,9	17,9	16.3	17.2
Gini coefficient of General Expenditure	45.9%		42.2%	



<sup>1</sup> Total monthly expenditure, total consumption and non-consumption expenditure

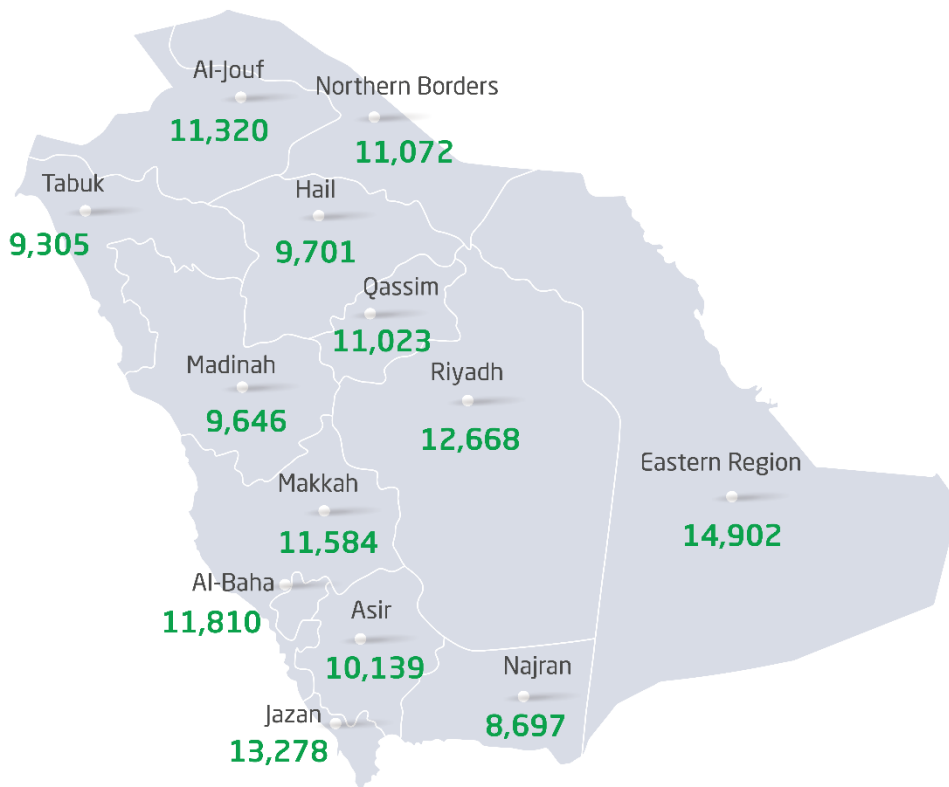
<sup>2</sup> Monthly consumption expenditure does not include expenditure on (purchase of shares, purchase of buildings, land, mortgage installments, marriage dowry, loans and gifts to others, transfers of dependents, etc.).



### Chapter one: Average household and per-capita monthly income

The results of the survey show that the highest average monthly income per household is in the eastern region reaching (14,902) fourteen thousand nine hundred and two riyals, followed by Jazan region with an average reaching (13,278) thirteen thousand two hundred and seventy-eight riyals monthly, whereas Najran recorded the lowest average household monthly income reaching (8,697) eight thousand six hundred and ninety-seven riyals.

#### Average Household Monthly Income by Administrative Regions



In regard to the Saudi household, the highest average monthly income per household was in the Eastern region followed by Riyadh region with a monthly average of (17,872) seventeen thousand eight hundred and seventy-two riyals and (16,011) sixteen thousand and eleven riyals respectively. Whereas the lowest average monthly income per household was in Tabuk region reaching (11,024) eleven thousand and twenty-four riyals.



Table (1-1) Average Household Monthly Income by Administrative Region and Nationality of Household Head

Administrative Region	Saudi	Total
Riyadh	16,011	12,668
MAkkah	14,648	11,584
Madinah	12,016	9,646
Qassim	15,322	11,023
Eastern Region	17,872	14,902
Asir	11,817	10,139
Tabuk	11,024	9,305
Hail	11,571	9,701
Northern Borders	12,051	11,072
Jazan	15,199	13,278
Najran	11,388	8,697
Al-Baha	13,728	11,810
Al-Jouf	14,193	11,320
<b>Total</b>	<b>14,823</b>	<b>11,984</b>





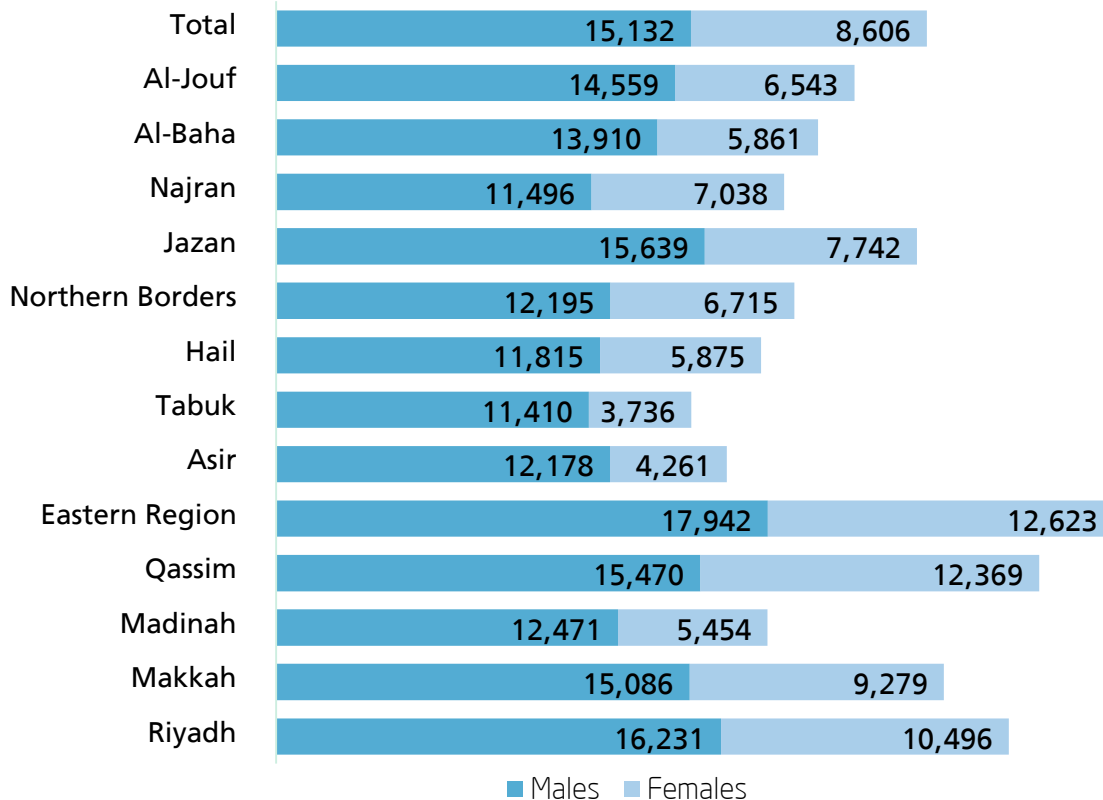
Average Saudi household monthly income by gender of household head:

Figure (1) shows that the average monthly income of male heads of household is higher than that of females with an average of (15,132) fifteen thousand one hundred and thirty-two riyals and (8,606) eight thousand six hundred and six for females. The eastern region recorded the highest average income of males reaching (17,942) seventeen thousand nine hundred and forty-two riyals per month followed by Riyadh region with an average of (16,231) sixteen thousand two hundred thirty-one riyals per month. Tabuk region had the lowest average income for male heads of household with an average of (11,410) eleven thousand four hundred and ten riyals per month.

While the Eastern region recorded the highest average income for females (12,623) twelve thousand six hundred and twenty-three riyals per month, followed by Qassim region with an average of (12,369) twelve thousand three hundred and sixty-nine riyals per month. Tabuk region had the lowest average income for heads of household with an average of (3,736) three thousand seven hundred and thirty-six riyals per month.



FIGURE (1) AVERAGE SAUDI HOUSEHOLD MONTHLY INCOME BY GENDER OF HOUSEHOLD HEAD



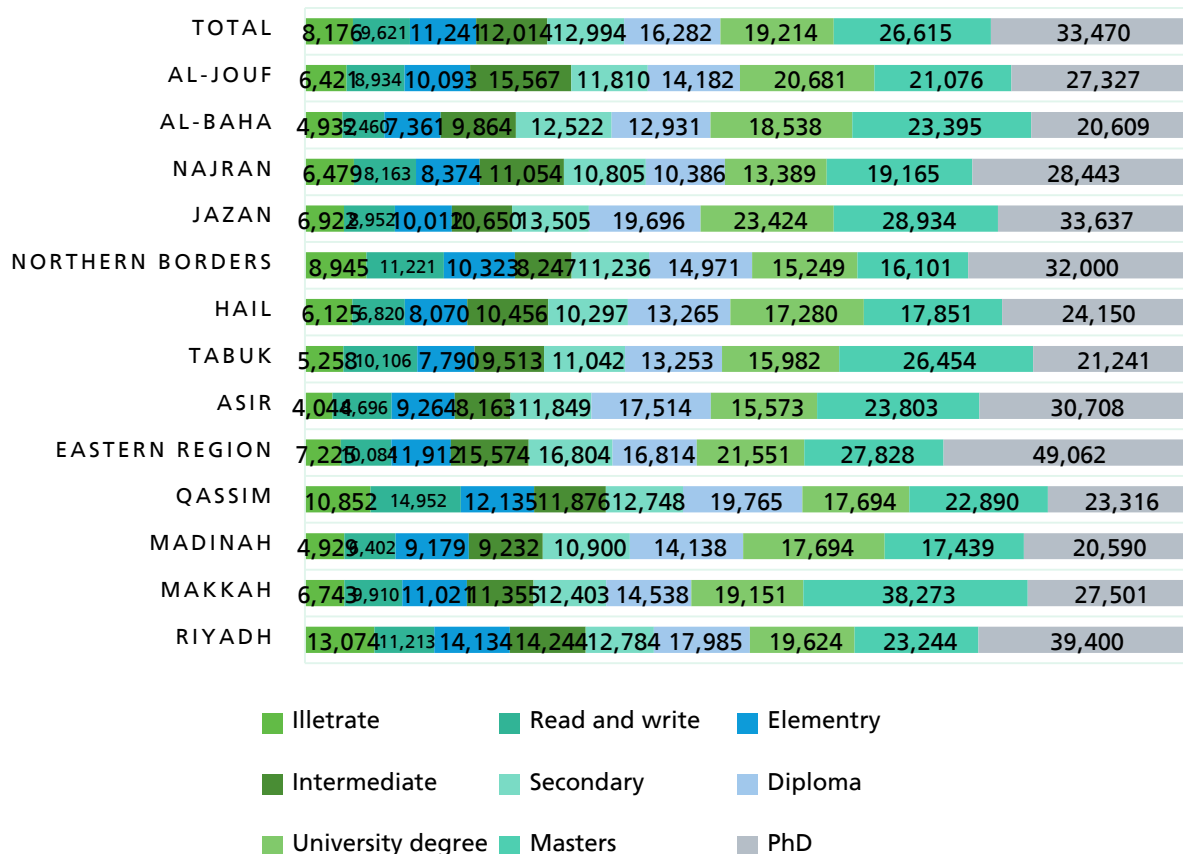


Average Saudi households' monthly income by administrative region and educational level of household head:

Figure (2) shows that the highest income of the Saudi household is among households whose head holds a PhD with an average of (33,470) thirty-three thousand four hundred and seventy riyals per month, and then the holders of a master's degree with an average income of (26,615) twenty-six thousand six hundred and fifteen riyals per month. The lowest average income was for the households whose head is illiterate at an average of (8,176) eight thousand one hundred and seventy-six riyals per month.

As for the administrative regions, the holders of a PhD degree in the Eastern region had the highest income with an average of (49,062) forty-nine thousand and sixty-two riyals per month, followed by Riyadh with an average monthly income of (39,400) thirty-nine thousand four hundred riyals. The lowest region was Asir followed by Madinah region referring to the average monthly income of the illiterate, where it reached (4,044) four thousand and forty-four riyals, and (4,929) four thousand nine hundred and twenty-nine riyals per month, respectively.

FIGURE (2) AVERAGE SAUDI HOUSEHOLD MONTHLY INCOME BY ADMINISTRATIVE REGION AND EDUCATIONAL LEVEL OF HOUSEHOLD HEAD





### Average Saudi households' monthly income by administrative region and marital status of household head:

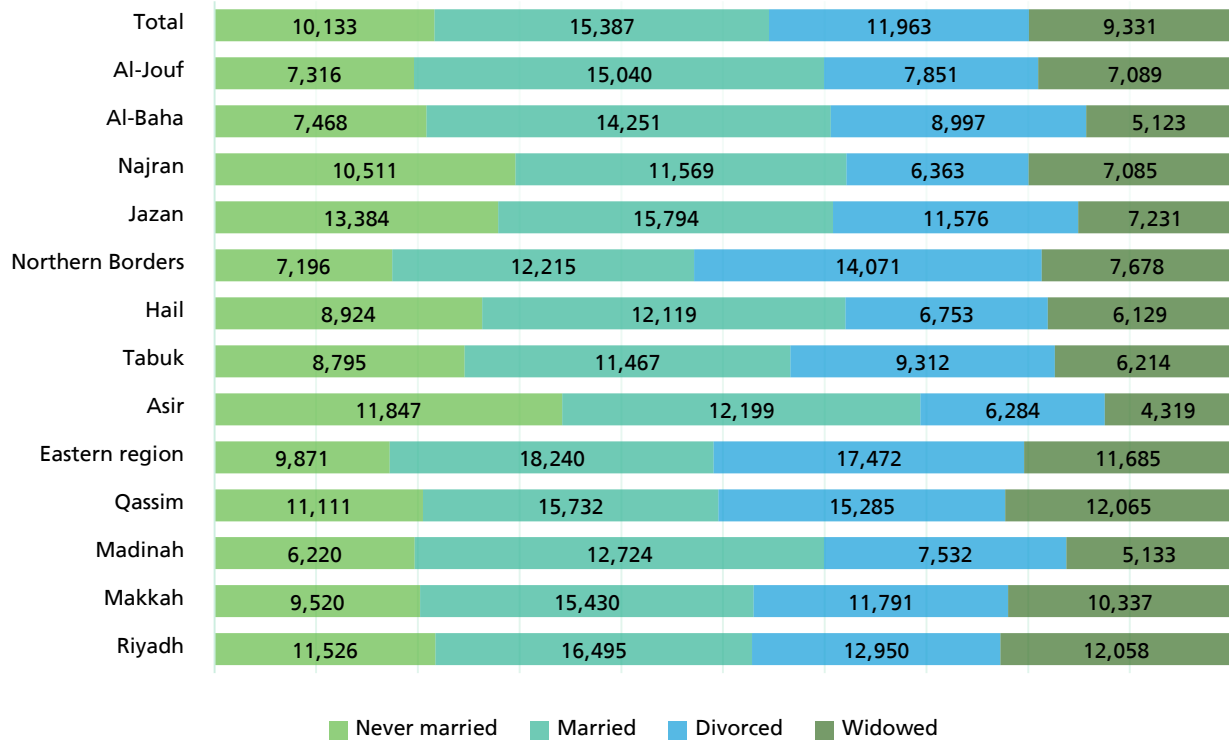
Figure (3) shows that the heads of Saudi households who are married had the highest income compared to other heads of households. The average income of the heads of households who are married was (15,387) fifteen thousand three hundred and eighty-seven riyals per month, whereas the divorced came second with an average monthly income of (11,963) eleven thousand nine hundred and sixty-three riyals. The average income of the heads of the households who are widowed was the lowest, reaching (9,331) nine thousand three hundred and thirty-one riyals per month.

In regards to administrative regions, the Eastern Region is the highest region, followed by Riyadh with an average of (18,240) eighteen thousand two hundred and forty riyals per month and (16,495) sixteen thousand four hundred and ninety-five riyals per month, respectively, for heads of household who are married, while Tabuk region has the lowest income reaching (11,467) eleven thousand four hundred and sixty-seven riyals per month. However, the highest average income of heads of households who never got married was in Jazan by (13,384) thirteen thousand three hundred and eighty-four riyals per month, followed by Asir region with an average income of (11,847) eleven thousand eight hundred and forty-seven riyals per month, whereas the region with the lowest average income is Madinah with an average of (6,220) six thousand two hundred and twenty riyals per month.





FIGURE (3) AVERAGE SAUDI HOUSEHOLD MONTHLY INCOME BY ADMINISTRATIVE REGION AND MARITAL STATUS OF HOUSEHOLD HEAD

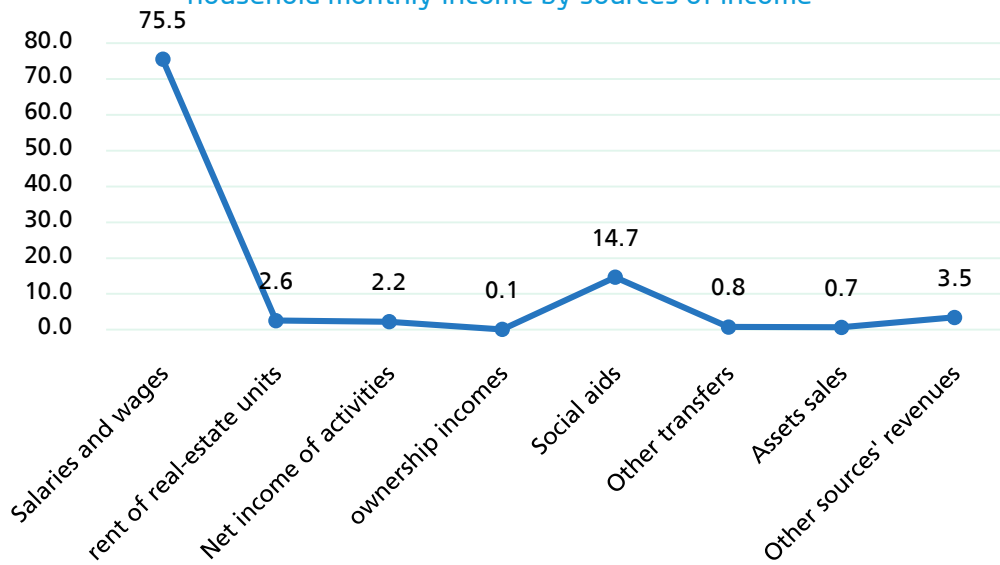




Percentage distribution of the average Saudi household monthly income by sources of income:

Figure (4) shows that the top income source of the household is salaries and wages. The percentage distribution of the average income from wages and salaries was 75.5% of the total sources of income, followed by aid, support and compensation received by the household, which accounted for 14.7% of the total sources, and the lowest of the sources was from property income reaching 0.1%.

Figure (4) Percentage distribution of the average Saudi household monthly income by sources of income







Average Saudi household monthly income by age groups of household head

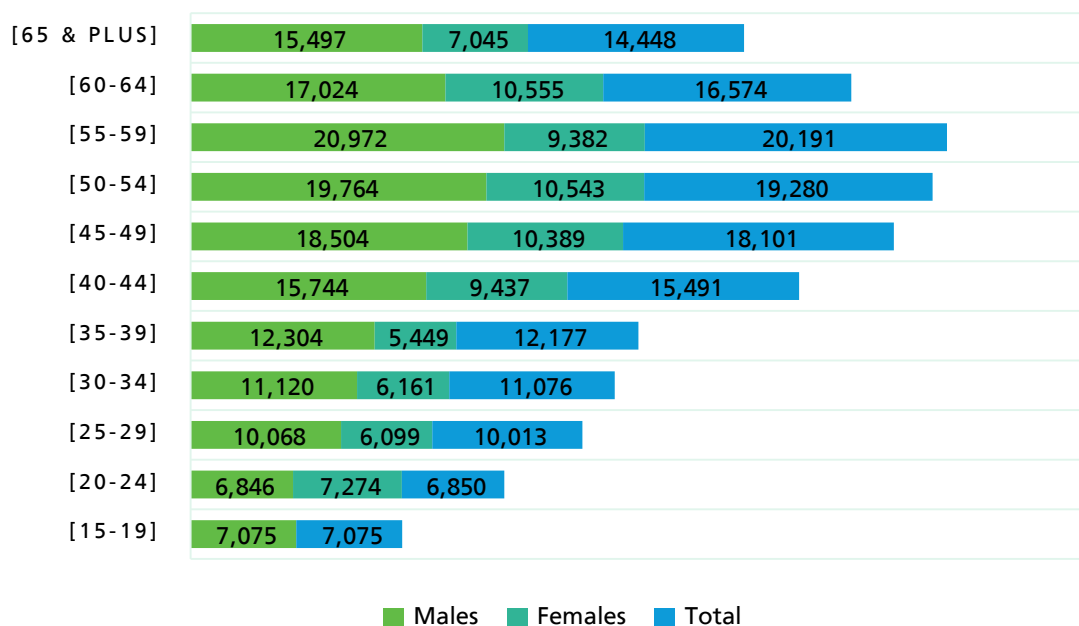
Figure (5) shows that the highest average income of the age groups was in the age group (55-59), where it reached (20,191) twenty thousand one hundred and ninety-one riyals per month, followed by the age group (50-54) with an average income of (19,280) nineteen thousand two hundred and eighty riyals per month. The lowest average income reached (6,850) six thousand eight hundred and fifty riyals per month among the age group (20-24).

Whereas the highest income of male heads of households was in the age group (55-59), followed by the age group (50-54) where the average income reached (20,972) twenty thousand nine hundred and seventy-two riyals and (19,764) nineteen thousand seven hundred and sixty-four riyals per month, respectively. The lowest age group regarding income was the age group (20-24) with an average of (6,846) six thousand eight hundred and forty-six riyals per month.

The highest average income of female heads of households was in the age group (60-64) with an average monthly income of (10,555) ten thousand five hundred and fifty-five riyals, followed by the age group (50-54) with an average monthly income of (10,543) ten thousand five hundred and forty-three riyals. Whereas the lowest average income of female household heads was among the age group (35-39) with an average income of (5,449) five thousand four hundred and forty-nine riyals per month.



FIGURE (5) AVERAGE SAUDI HOUSEHOLD MONTHLY INCOME BY GENDER AND AGE GROUPS OF HOUSEHOLD HEAD





Average household monthly income by the size of household:

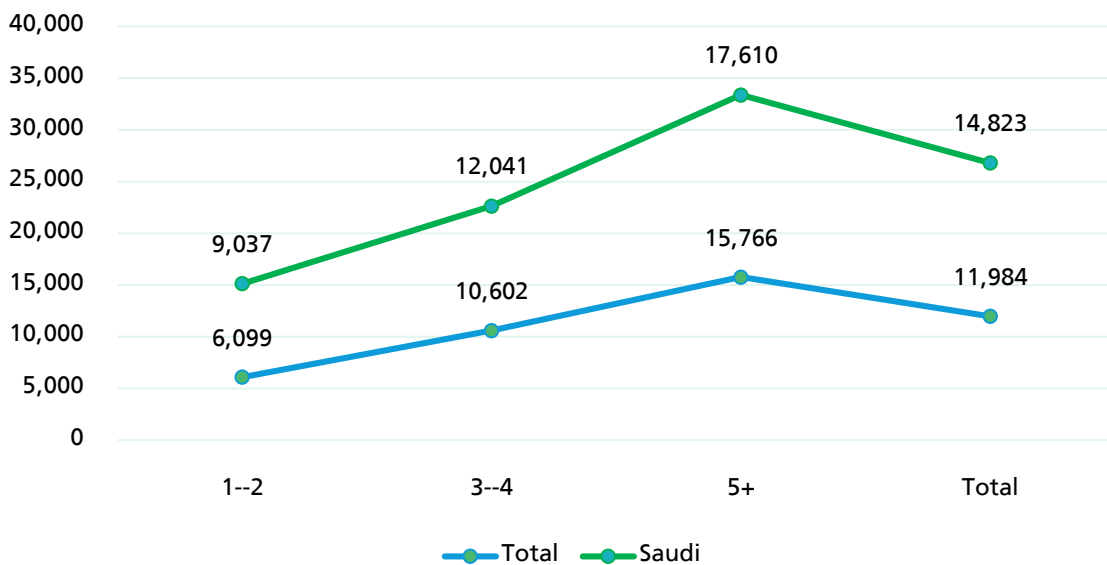
Table (1-2) shows that the higher the size of the household, the higher its income, as the household consisting of (1-2) individuals has an average income of (6,099) six thousand and ninety-nine riyals per month compared to (15,766) fifteen thousand seven hundred and sixty-six riyals per month for households with 5 or more individuals.

Table (1-2) Average household monthly income by size of household

Household size	Saudi Arabia	Total
1-2	9,037	6,099
3-4	12,041	10,602
5+	17,610	15,766
Total	14,823	11,984



Figure (6) Average household monthly income by size of household

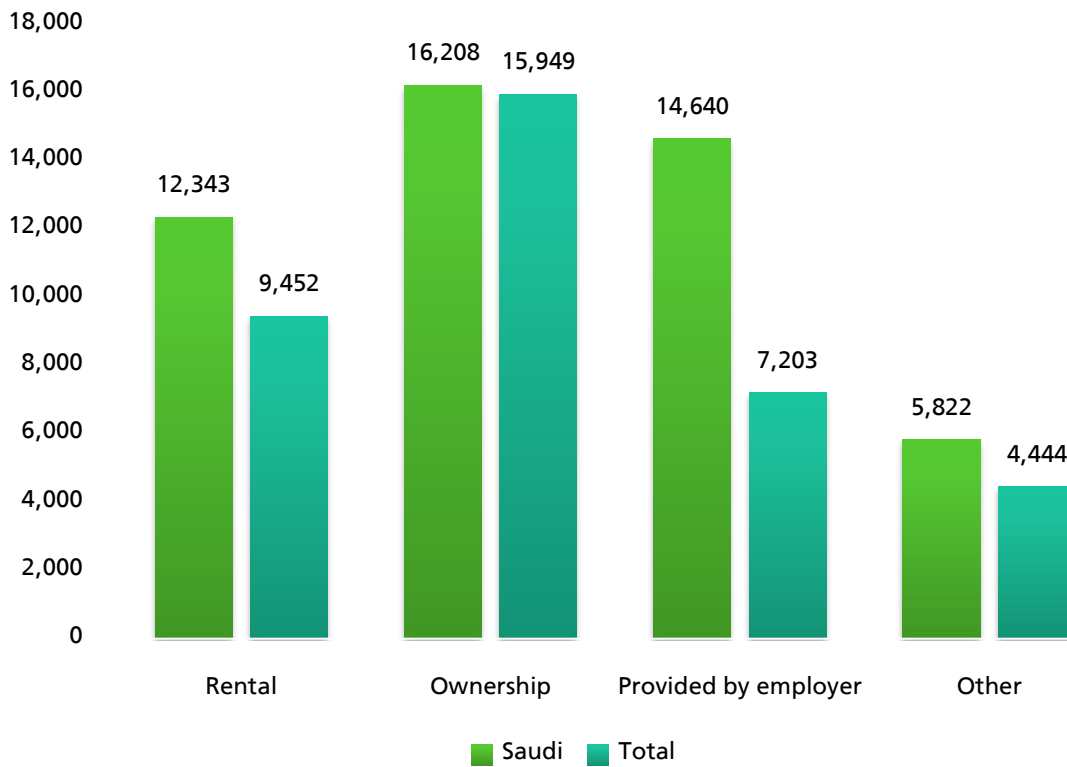




Average household monthly income by type of holding:

Figure (7) shows that the average income of the household owning a dwelling reached (15,949) fifteen thousand nine hundred and forty-nine riyals per month, while the average income of the Saudi household reached (16,208) sixteen thousand two hundred and eight riyals per month. The average income of the household renting a dwelling reached (9,452) nine thousand four hundred and fifty-two riyals per month for all households, and (12,343) twelve thousand three hundred and forty-three riyals per month for the Saudi household.

Figure (7) Average household monthly income by type of holding





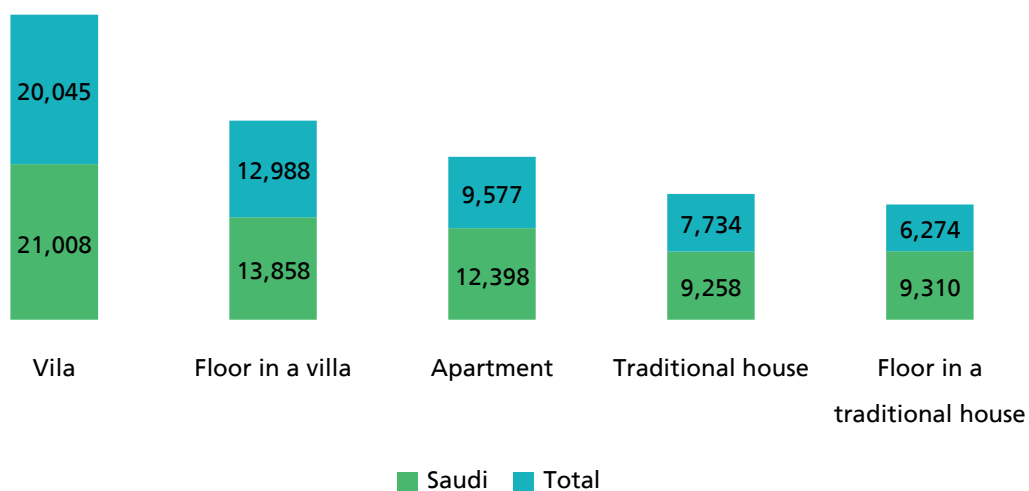
## Average household monthly income by type of dwelling:

Table (1-3) shows that the average income of the household living in a villa is the highest reaching (20,045) twenty thousand and forty-five riyals per month and the average income of the Saudi household reached (21,008) twenty-one thousand and eight riyals. Followed by, the income of the household who lives in a floor of a villa where the average income reached (12,988) twelve thousand nine hundred and eighty-eight riyals per month, whereas the average income of the Saudi household reached (13,858) thirteen thousand eight hundred and fifty-eight riyals per month.

Table (1-3) Average household income by type of dwelling

Type of dwelling	Saudi	Total
Villa	21,008	20,045
Floor in a villa	13,858	12,988
Apartment	12,398	9,577
Traditional house	9,258	7,734
Floor in a traditional house	9,310	6,274
Total	14,823	11,984

Figure (8) Average household monthly income by type of dwelling





Average monthly income of households by area of housing:

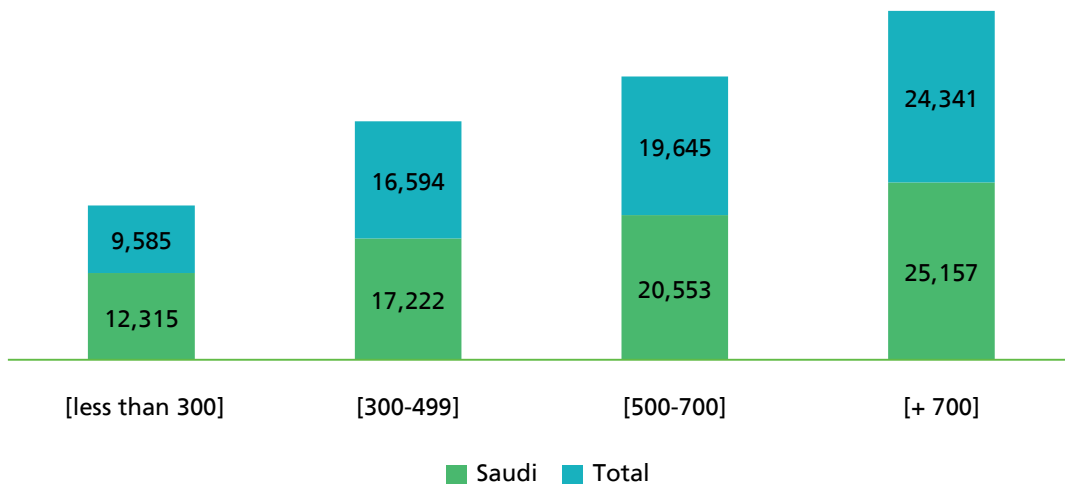
The survey results show that the higher the size of the dwelling, the higher the household income. The average monthly income of a household living in a house of less than 300 square meters reached (9,585) nine thousand five hundred and eighty-five riyals per month and the Saudi household reached (12,315) twelve thousand three hundred and fifteen riyals per month. It increases to reach (24,341) twenty-four thousand and three hundred and forty-one riyals per month for a household living in a dwelling of more than 700 square meters, and (25,157) twenty-five thousand one hundred and fifty-seven riyals per month for the Saudi household.

Table (1-4) Average households' monthly income by area of dwelling

Area of dwelling	Saudi	Total
Less than 300	12,315	9,585
300-499	17,222	16,594
500-700	20,553	19,645
More than 700	25,157	24,341
Total	14,823	11,984



Figure (9) Average households monthly income by area of dwelling



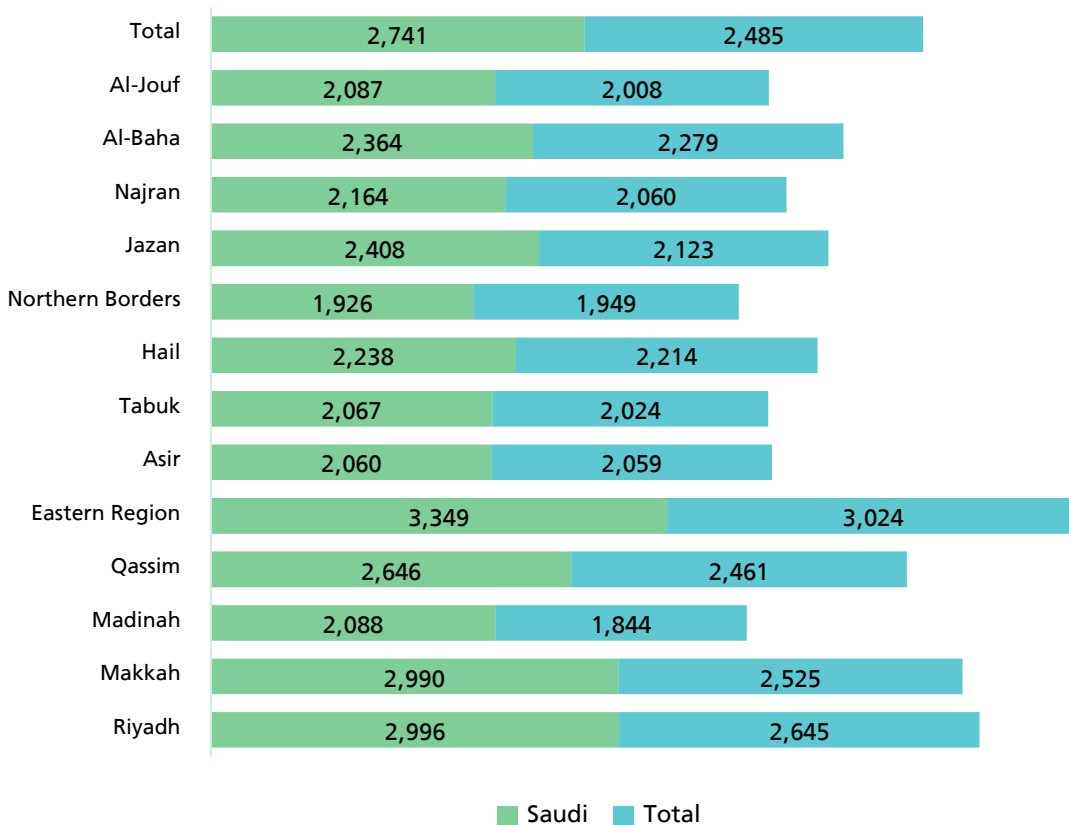


Average per-capita monthly income by administrative region:

Figure (10) shows that the average monthly income per capita amounted to (2,485) two thousand four hundred and eighty-five riyals per month, while the average monthly income per-capita for Saudis reached (2,741) two thousand seven hundred and forty-one riyals per month.

At the level of the administrative regions, the highest average monthly income per-capita for Saudis in the eastern region reached (3,349) three thousand three hundred and forty-nine riyals per month, followed by Riyadh region with an average of (2,996) two thousand nine hundred and ninety-six riyals per month. The average monthly income per-capita for Saudis in the Northern borders reached (1,926) one thousand and nine hundred and twenty-six riyals per month.

FIGURE (10) AVERAGE PER-CAPITA MONTHLY INCOME BY ADMINISTRATIVE REGION





## Chapter two: Average Household and Per Capita Monthly Expenditure:

Results showed that Eastern Region recorded the highest amount of household monthly expenditure with (15,541) fifteen thousand five hundred forty-one Riyal per month, followed by Jazan where it reached (14,395) fourteen thousand three hundred ninety-five Riyal. The lowest amount of household monthly expenditure was recorded in Najran with (9,551) nine thousand five hundred fifty-one Riyal per month.

### Average Public Expenditure

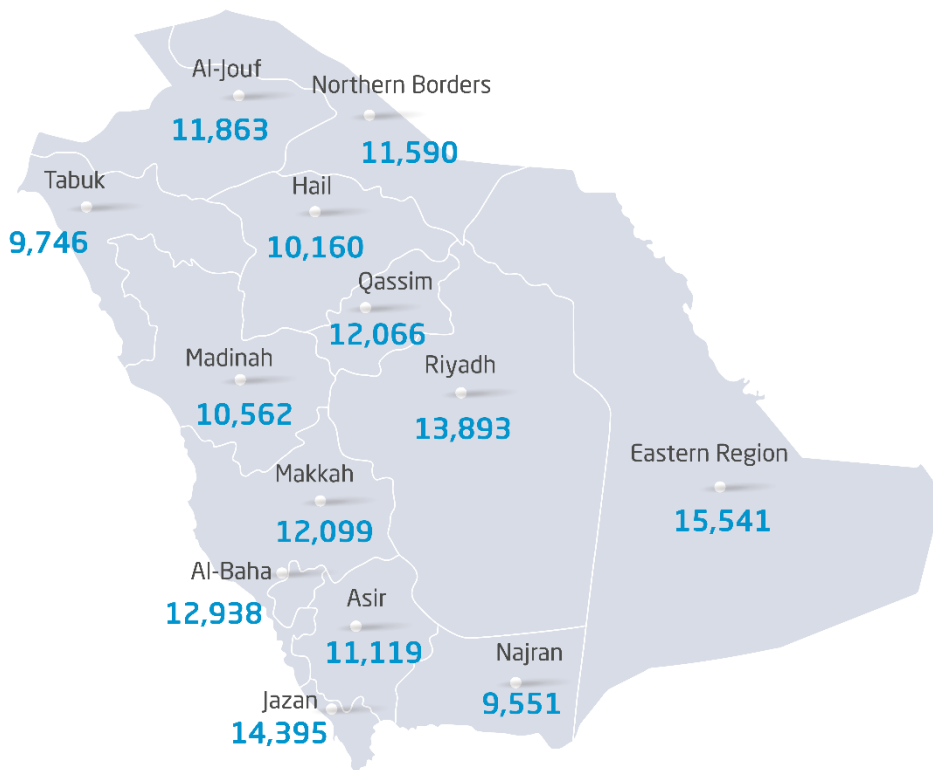




Table (2-1) below shows that Eastern Region registered the highest amount of monthly expenditure for Saudi household with (18,691) eighteen thousand six hundred ninety-one Riyal per month, followed by Riyadh with (17,856) seventeen thousand eight hundred fifty-six Riyal per month. The lowest amount of Saudi household's monthly expenditure was recorded in Tabuk with (11,466) eleven thousand four hundred sixty-six Riyal per month.

Table (2-1) Average Household Monthly Expenditure by Administrative Region:

Administrative Region	Saudi	Total
Riyadh	17,856	13,893
Makkah	15,918	12,099
Madinah	13,207	10,562
AL-Qassim	16,251	12,066
East. Prov.	18,691	15,541
Asir	13,604	11,119
Tabuk	11,466	9,746
Hail	12,459	10,160
North. Bord.	12,882	11,590
Jazan	16,474	14,395
Najran	12,348	9,551
AL-Baha	15,058	12,938
AL-Jouf	14,805	11,863
<b>Total</b>	<b>16,125</b>	<b>12,818</b>

#### Average Saudi Household's Monthly Expenditure by Administrative Region and Gender of the Household Head:

Figure (11) below shows that the average monthly expenditure of male households' heads was (16,383) sixteen thousand three hundred eighty-three Riyals per month, while the average monthly expenditure of female households' heads was (10,941) ten thousand nine hundred forty-one Riyals per month.

At the level of administrative regions, the highest amount of the average monthly expenditure of male households' heads was recorded in the Eastern Region with (18,816) eighteen thousand eight hundred sixteen Riyals per month, while the highest amount of the average monthly expenditure of female households' heads was in Riyadh with (13,463) thirteen thousand four hundred sixty-three Riyals per

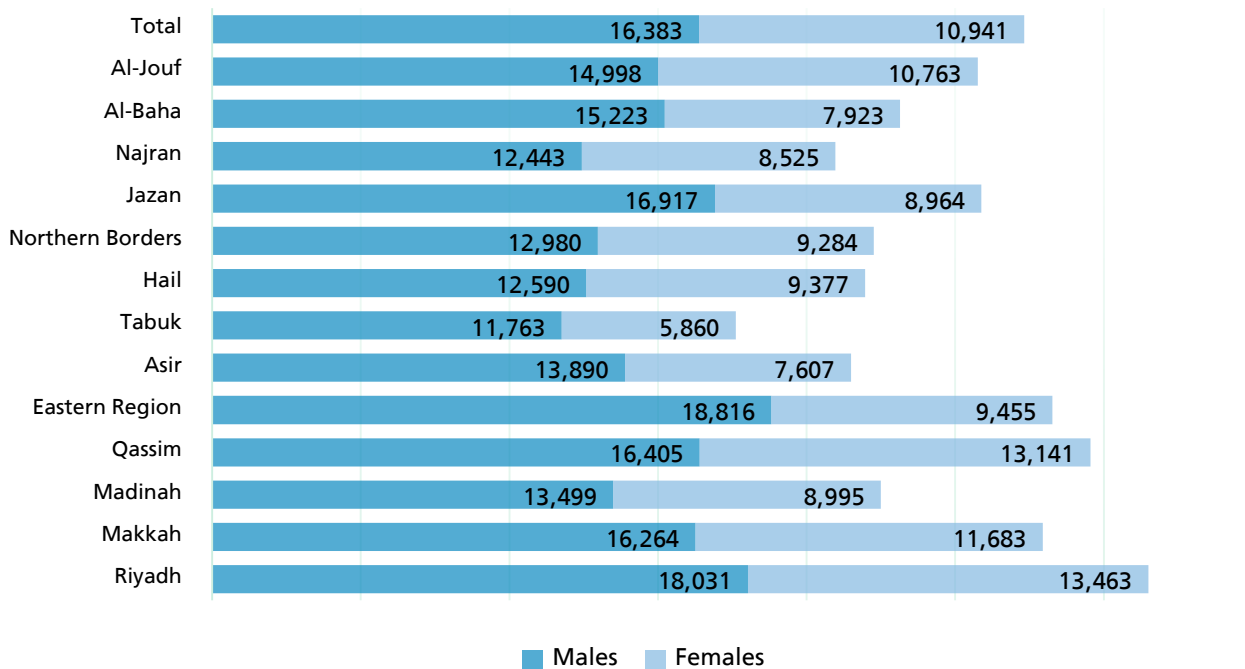






month. The average monthly expenditure of male households' heads in Riyadh was amounted to (18,031) eighteen thousand thirty-one Riyals per month and (13,141) thirteen thousand one hundred forty-one Riyals was recorded in Al-Qassim for female households' heads. On the other hand, the lowest amount of average monthly expenditure of male household's heads was recorded in Tabuk with (11,763) eleven thousand seven hundred sixty-three Riyals per month, while the lowest amount of the average monthly expenditure of female households' heads was also in Tabuk with (5,860) five thousand eight hundred sixty Riyals per month.

FIGURE (11) AVERAGE SAUDI HOUSEHOLD MONTHLY EXPENDITURE BY ADMINISTRATIVE REGION AND GENDER OF THE HOUSEHOLD HEAD





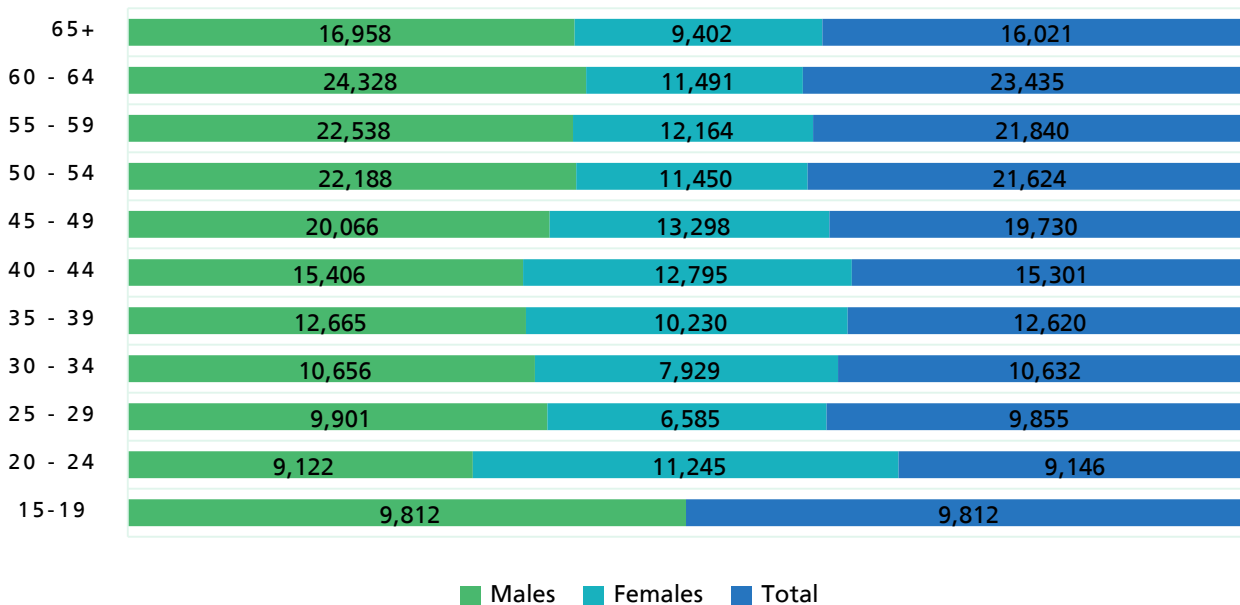
Average Saudi Households' Monthly Expenditure by Age groups and Gender of the Household head:

Figure (12) shows that the highest amount of Saudi household average monthly expenditure which has reached (23,435) twenty-three thousand four hundred thirty-five Riyal per month is among the age groups (60-64), followed by the age group (55-59) with an average of (21,840) twenty-one thousand eight hundred forty riyals. The lowest amount of expenditure was (9,146) nine thousand one hundred forty-six riyals among the age group (20-24).

The figure also shows that the highest average monthly expenditure of male households' heads has reached (24,328) twenty-four thousand three hundred twenty-eight Riyals among the age group (60-64) followed by the age group (55-59) with an average of (22,538) twenty-two thousand five hundred thirty-eight riyals. The lowest amount of expenditure was recorded among the age group (20-24) with (9,122) nine thousand one hundred twenty-two Riyals. On the other hand, the highest amount of the average monthly expenditure of female households' heads reached (13,298) thirteen thousand two hundred ninety-eight Riyals among the age group (45-49), followed by (12,795) twelve thousand seven hundred ninety-five riyals among the age group (40-44). The lowest amount of the average monthly expenditure reached (6,585) six thousand five hundred eighty-five riyals among the age group (25-29).



FIGURE (12) AVERAGE SAUDI HOUSEHOLD MONTHLY EXPENDITURE BY AGE GROUPS AND GENDER OF THE HOUSEHOLD HEAD:

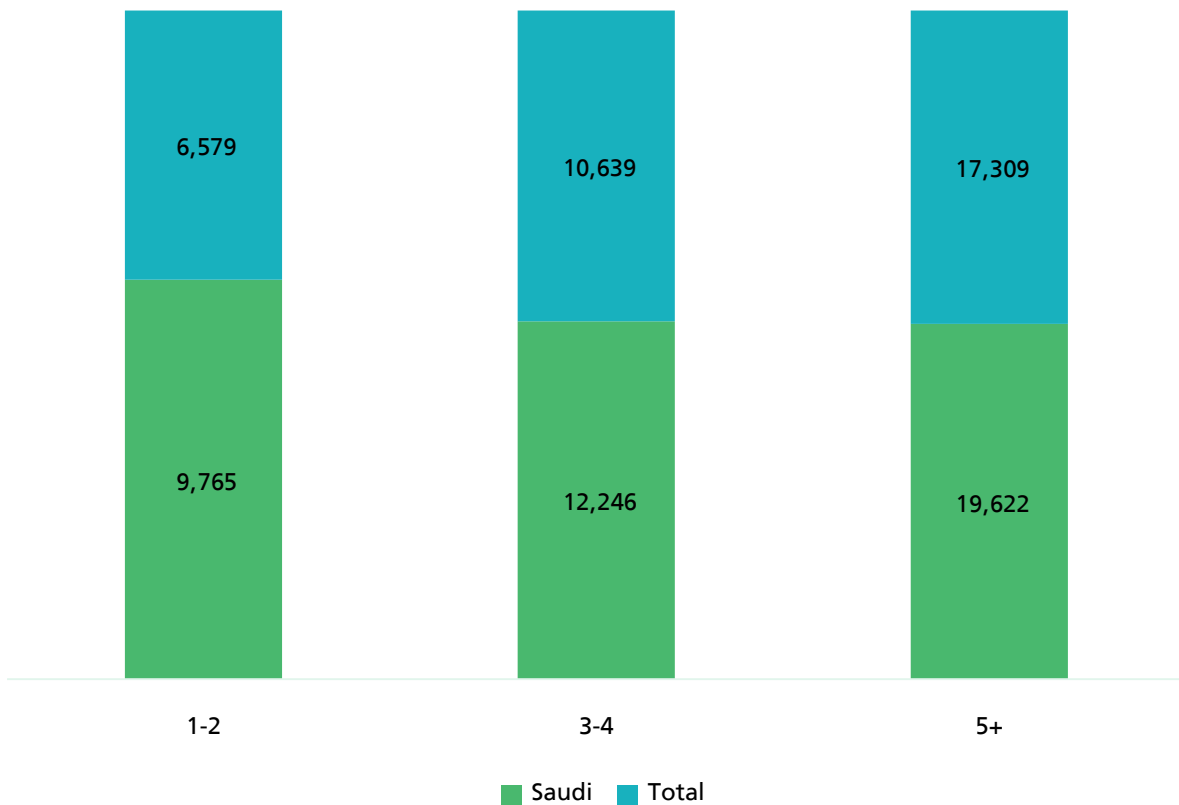




### Average Saudi Household Monthly Expenditure by Size of Household and Nationality of the Household Head:

Figure (13) shows that there is a direct relation between the size of the household and its expenditure. In other words, when the size of household increases, the amount of expenditure on goods and services increases as well. The average monthly expenditure of household of 5 individuals and more was amounted to (17,309) seventeen thousand three hundred nine Riyals per month, followed by household of (3-4) individuals with (10,639) ten thousand six hundred thirty-nine Riyals. The lowest amount of expenditure was for household of (1-2) members which reached (6,579) six thousand five hundred seventy-nine Riyals. However, the amount of expenditure of households of 5 members and more reached (19,622) nineteen thousand six hundred twenty-two Riyal per month.

Figure (13) Average Saudi Household Monthly Expenditure by Size of Household and Nationality of the Household Head





## Average Household Monthly Expenditure by Main Expenditure Groups:

Table (2-2) shows that the highest amount of household monthly expenditure by main expenditure groups is spent on housing, water, electricity, gas, and other types of fuel with an average of (2,989) two thousand nine hundred eighty-nine Riyals per month, followed by personal goods and services with an average of (2,567) two thousand five hundred sixty-seven Riyals per month. On the other hand, the lowest amount of household monthly expenditure by main categories of expenditure is on tobacco with an average of (70) seventy Riyals per month. Regarding Saudi households, the highest amount of monthly expenditure was spent on housing, water, electricity, gas, and other types of fuel with (3,616) three thousand six hundred sixteen riyals, followed by personal services and goods which reached (3,605) three thousand six hundred five riyals. The lowest amount of Saudi household monthly expenditure was spent on tobacco with (50) fifty Riyals.

Table (2-2) Average Household Monthly Expenditure by Main Expenditure Groups:

Total		Saudi		Main Expenditure Groups
%	Average of Expenditure	%	Average of Expenditure	
17.2	2,202	16.3	2,621	Food And Beverages
0.5	70	0.3	50	Tobacco
3.8	492	3.7	599	Fabric, Apparel and Footwear
23.3	2,989	22.4	3,616	and other ,Housing, Water, Electricity, Gas Fuels
6.2	789	6.5	1,048	Home Furnishing
1.3	167	1.4	225	Health
11.9	1,532	12.4	1,992	Transportation
5.1	658	5.1	827	Telecommunications
2.8	359	2.9	460	Entertainment and Culture
2.6	336	2.2	358	Education
5.1	657	4.5	726	Restaurants and Hotels
20.0	2,567	22.4	3,605	Services Personal Goods and
100.0	12,818	100.0	16,125	Total

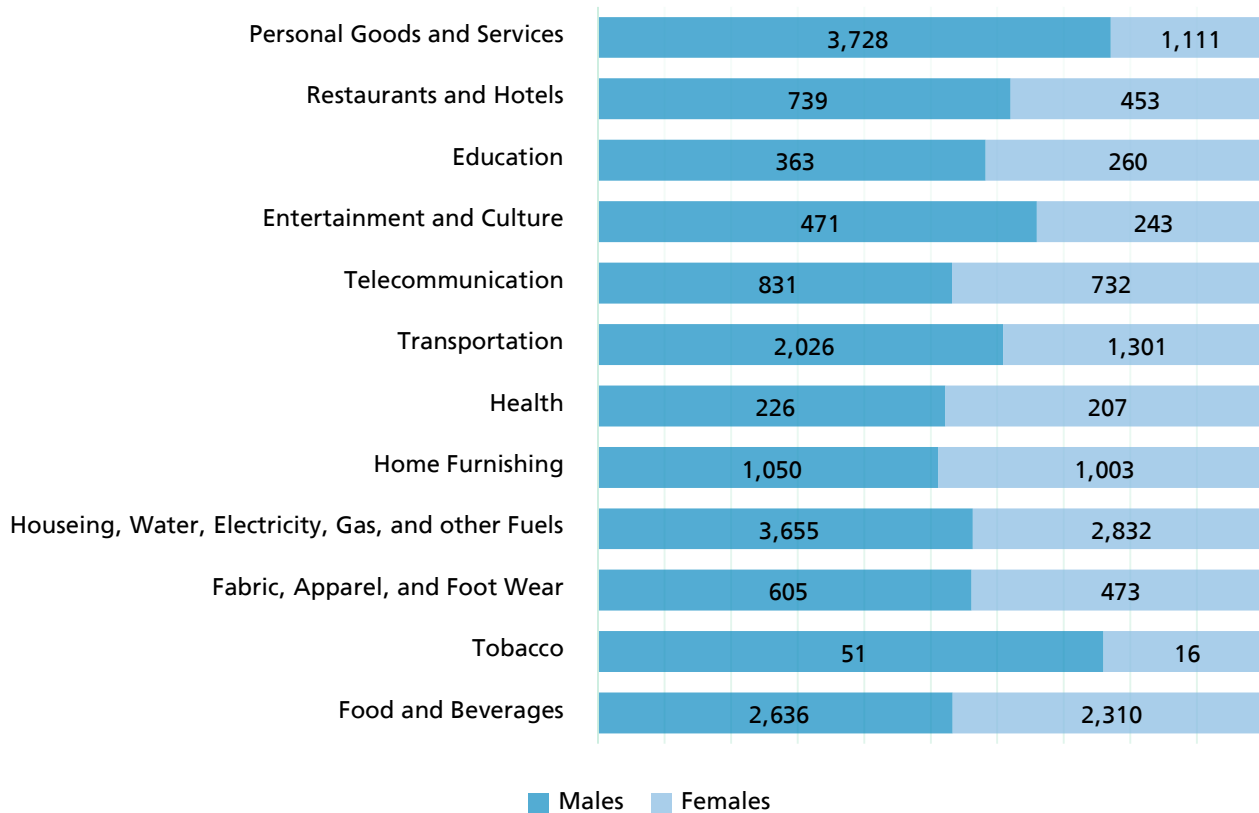




### Average Saudi Household Monthly Expenditure by Main Expenditure Groups and Gender of the Household Head:

Figure (14) shows that the highest levels of expenditure of male households' heads by main categories of expenditure are spent on personal goods and services with an average (3,728) three thousand seven hundred twenty-eight Riyals per month, followed by housing, water, electricity, gas, and other types of fuel with an average (3,655) three thousand six hundred fifty-five Riyals per month. On the other hand, the lowest levels of expenditure are spent on tobacco with (51) fifty-one Riyals per month. However, the highest expenditure levels of female household's heads by main categories of expenditure are spent on housing, water, electricity, gas, and other types of fuel with an average (2,832) two thousand eight hundred thirty-two Riyals per month, followed by food and beverages with an average (2,310) two thousand three hundred ten. The lowest levels of expenditure are spent on tobacco with an average (16) sixteen Riyals per month.

**FIGURE (14) AVERAGE SAUDI HOUSEHOLD MONTHLY EXPENDITURE BY MAIN EXPENDITURE GROUPS AND GENDER OF THE HOUSEHOLD HEAD**

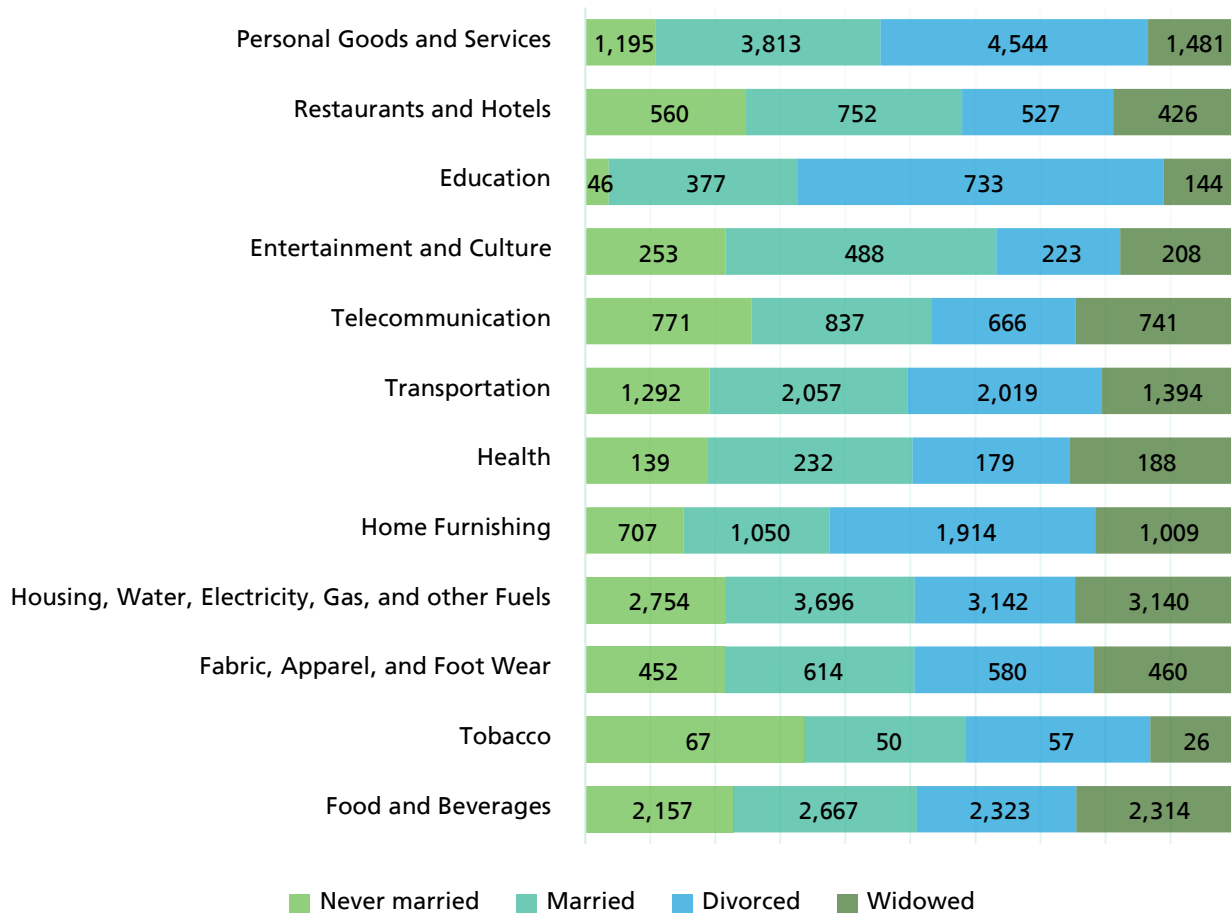




### Average Saudi Household Monthly Expenditure by Main Expenditure Groups and Marital Status of the Household Head:

Figure (15) below shows that the highest levels of expenditure of Saudi married households' heads by main expenditure groups are spent on personal goods and services with an average (3,813) three thousand eight hundred thirteen Riyals per month, followed by housing, water, electricity, gas, and other types of fuel with (3,696) three thousand six hundred ninety-six Riyals. While the lowest levels of expenditure are spent on tobacco with (50) fifty Riyals. However, households' heads who have never been married spent more on housing, water, electricity, gas and other types of fuel with an average (2,754) two thousand seven hundred fifty-four riyals, followed by food and beverages with (2,157) two thousand one hundred fifty-seven riyals per month. The lowest levels of expenditure are spent on education with an average of (46) forty-six riyals per month.

FIGURE (15) AVERAGE SAUDI HOUSEHOLD MONTHLY EXPENDITURE BY MAIN EXPENDITURE GROUPS AND MARITAL STATUS OF THE OF HOUSEHOLD HEAD:



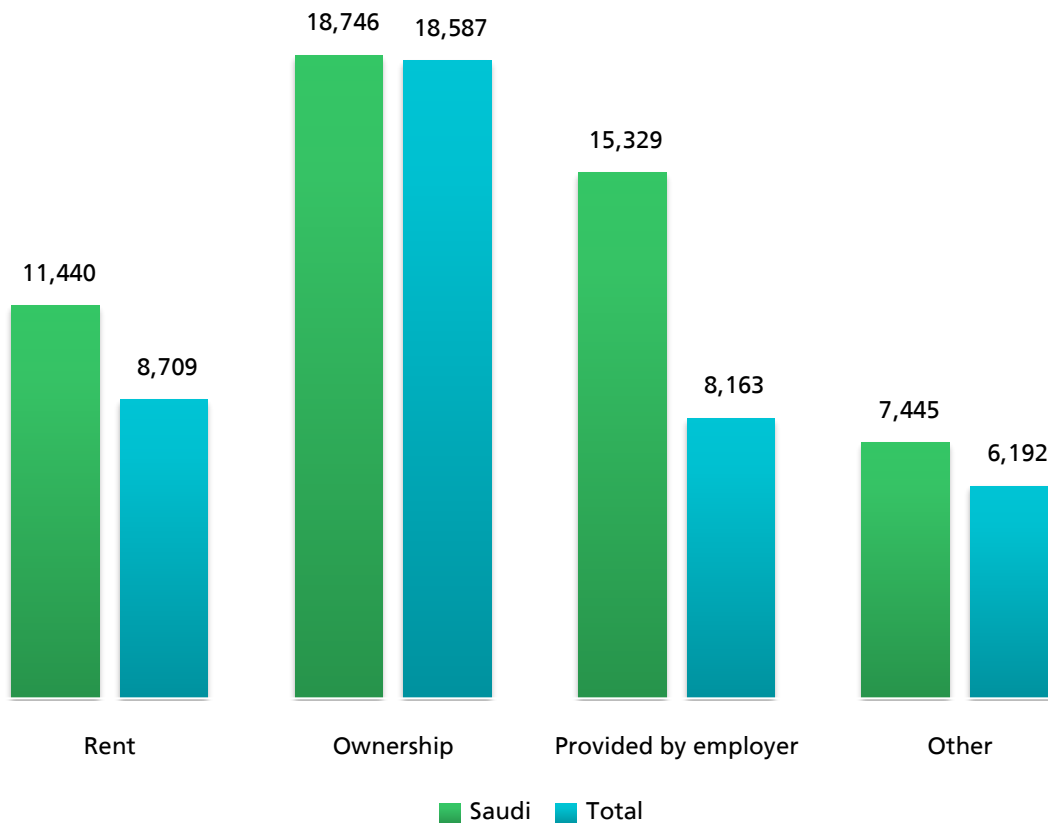


Average Household Monthly Expenditure by Type of Holding:

Figure (16) indicates that the highest levels of expenditure are by households living in their own houses with an average (18,587) eighteen thousand five hundred eighty-seven riyals per month, followed by households living in a rental houses with (8,709) eight thousand seven hundred nine. While the lowest levels of expenditure are by households living in other types of housing with (6,192) six thousand one hundred ninety-two riyals. As for Saudi households, the figure shows that households living in their own houses recorded the highest levels of expenditure with an average (18,746) eighteen thousand seven hundred forty-six riyals per month, followed by households living in houses provided by the employer with (15,329) fifteen thousand three hundred twenty-nine riyals per month. On the other hand, households living on other types of houses registered the lowest levels of expenditure with an average of (7,445) seven thousand four hundred forty-five riyals.



figure (16) Average Household Monthly Expenditure by Types of Holding:

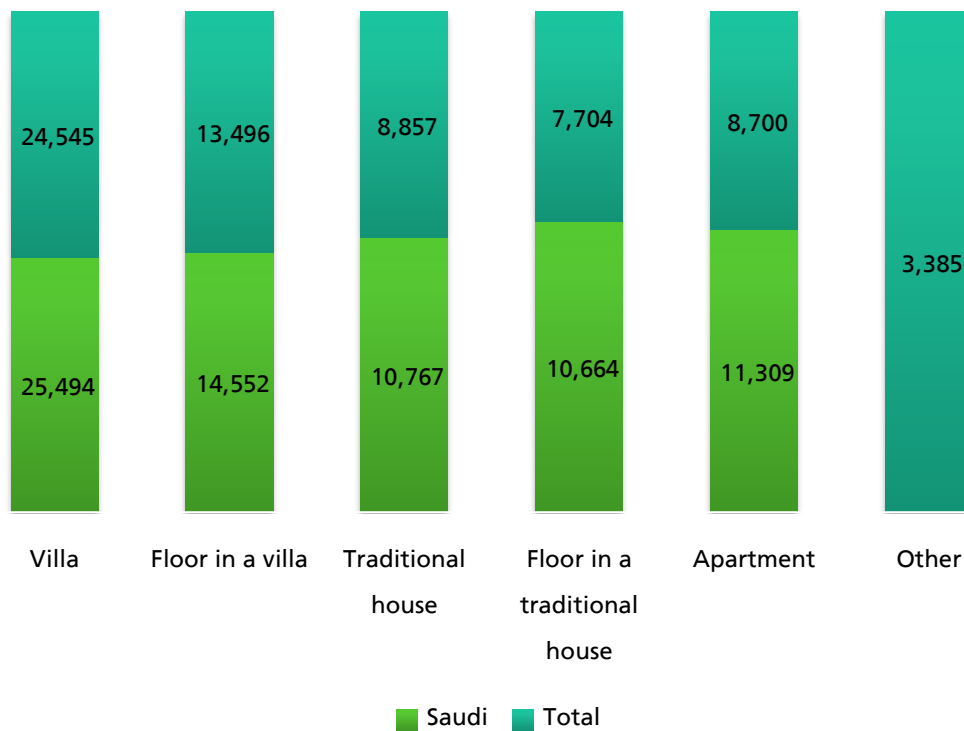




Average Household Monthly Expenditure by Type of Dwelling:

Figure (17) shows that households living in a villa have the highest average in expenditure which reached (24,545) twenty-four thousand five hundred forty-five riyals, followed by households living in a storey in a villa with an average of (13,496) thirteen thousand four hundred ninety-six rials per month. On the other hand, households living in other types of dwelling registered the lowest levels of expenditure with an average of (3,385) three thousand three hundred eighty-five riyals. In regard to Saudi households, the figure shows that households living in a villa recorded the highest levels of expenditure with an average (25,494) twenty-five thousand four hundred ninety-four riyals per month, followed by households living in a storey in a villa with an average of (14,552) fourteen thousand five hundred fifty-two riyals per month. However, households living in a floor in a traditional house recorded the lowest levels of expenditure with an average of (10,664) ten thousand six hundred sixty-four riyals per month.

FIGURE (17) Average Household Monthly Expenditure by Type of Dwelling:







### Average Household Monthly Expenditure by Size of Dwelling:

Figure (18) below indicates that households living in a (700) square meters' houses recorded the highest levels of expenditure with an average of (29,085) twenty-nine thousand eighty-five riyals per month, followed by households living in a (500-700) square meters' houses with (20,799) twenty thousand seven hundred ninety-nine riyals. While households living in a (300) square meters' houses recorded the lowest levels of expenditure with an average of (8,646) eight thousand six hundred forty-six riyals. Regarding Saudi households, the highest levels of expenditure were registered by households living in (700) square meters' houses with average of (29,717) twenty-nine thousand seven hundred seventeen riyals per month, followed by households living in (500-700) square meters' houses with (20,966) twenty thousand nine hundred sixty-six riyals per month. However, households living in a (300) square meters' houses registered the lowest levels of expenditure with (11,453) eleven thousand four hundred fifty-three riyals per month.

FIGURE (18) Average Household Monthly Expenditure by Size of Dwelling:



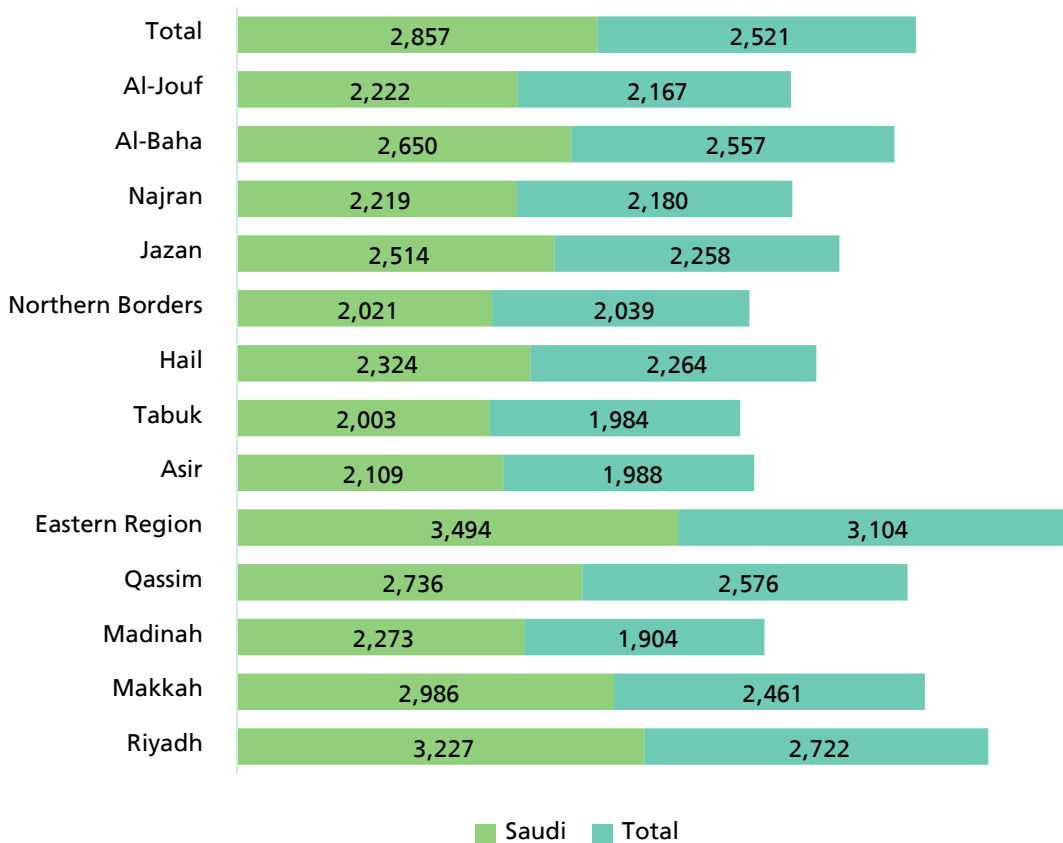


Average Per Capita Monthly Expenditure by Administrative Regions:

Figure (19) below shows that the average per capita monthly expenditure has reached (2,521) two thousand five hundred twenty-one riyals per month, while the Saudi average monthly expenditure hit (2,857) two thousand eight hundred fifty-seven riyals per month.

The results by administrative regions showed that the Eastern Region recorded the highest levels of individual expenditure where it reached (3,104) three thousand one hundred four riyals, followed by Riyadh with (2,722) two thousand seven hundred twenty-two riyals per month. Madinah has registered the lowest levels of expenditure with (1,904) one thousand nine hundred four riyals per month. As for Saudi individuals, the Eastern Region recorded the highest levels of expenditure that reached (3,494) three thousand four hundred ninety-four riyals per month, followed by Riyadh with (3,227) three thousand two hundred twenty-seven riyals per month. On the other hand, Tabuk recorded the lowest levels of individual expenditure with an average of (2,003) two thousand three riyals.

FIGURE (19) AVERAGE PER CAPITA MONTHLY EXPENDITURE BY ADMINISTRATIVE REGIONS:





## Average Per Capita Monthly Expenditure by Main Expenditure Groups:

Table (2-3) below shows that the highest levels of per capita expenditure by main expenditure groups are spent on housing, water, electricity, gas, and other types of fuel which reached (572) five hundred seventy-two riyals per month, followed by food and beverages with (496) four hundred ninety-six riyals per month. While the lowest levels of per capita expenditure are on tobacco with an average (16) riyals per month. However, Saudi per capita expenditure recorded its highest levels on housing, water, electricity, gas, and other types of fuel with (607) six hundred seven riyals per month, followed by personal goods and services with (575) five hundred seventy-five riyals. While tobacco has registered the lowest levels of Saudi levels of expenditure with an average of (10) ten riyals.

Table (2-3) Average Per Capita Monthly Expenditure by Main Expenditure Groups

%	Total	%	Saudi	Main Expenditure Group
19.7	496	18.1	516	Food And Beverages
0.6	16	0.3	10	Tobacco
4.3	108	4.1	116	Fabric, Apparel and Footwear
22.7	572	21.3	607	and other ,Housing, Water, Electricity, Gas Fuels
5.9	147	6.3	180	Home Furnishing
1.2	31	1.4	39	Health
11.9	300	13.0	370	Transportation
5.7	143	5.6	160	Communications
2.6	65	2.9	84	Entertainment and Culture
3.1	78	2.3	66	Education
5.2	132	4.6	133	Restaurants and Hotels
17.2	433	20.1	575	Services Miscellaneous Personal Goods and
100.0	2,521	100.0	2,857	Total

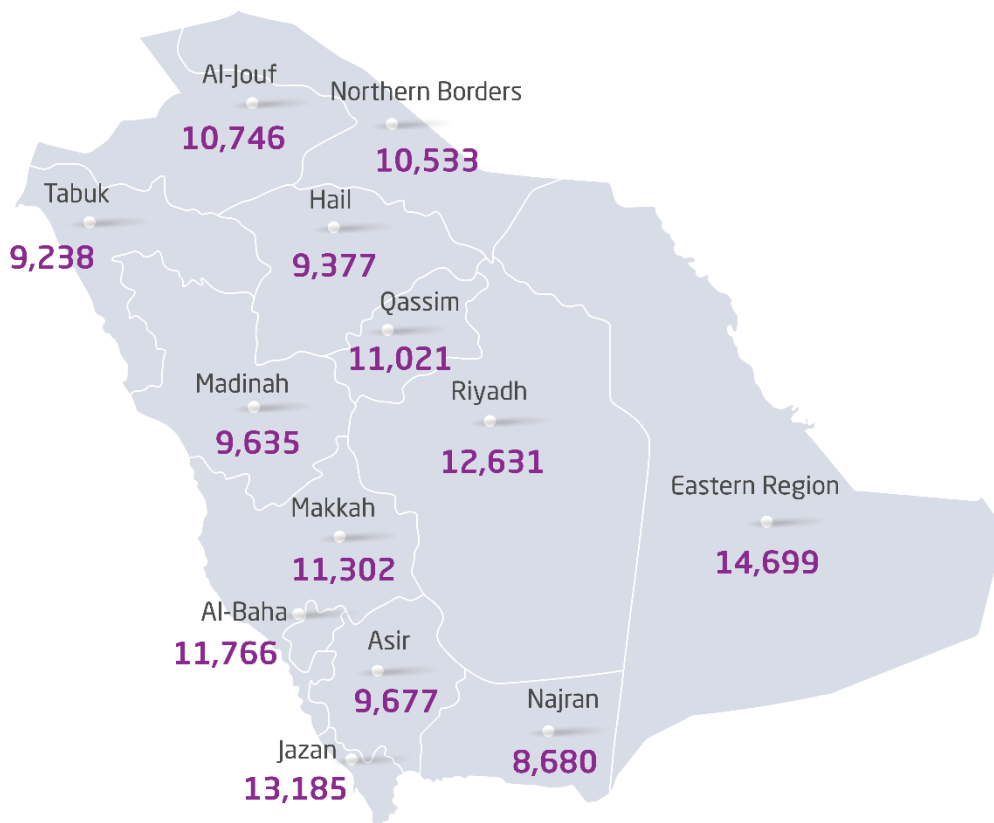




## Chapter Three: Average Household Monthly Consumption Expenditure:

Table (3-1) indicates that Eastern Region recorded the highest levels of expenditure with (14,699) fourteen thousand six hundred ninety-nine riyals per month, followed by Jazan with (13,185) thirteen thousand one hundred eighty-five riyals. The lowest levels of consumption expenditure were recorded in Najran with (8,680) eight thousand six hundred eighty riyals per month.

### Average Consumption Expenditure





### Average Household Monthly Consumption Expenditure by Administrative Regions:

Table (3-1) shows that Eastern Region has registered the highest levels of Saudi consumption expenditure which reached (17,665) seventeen thousand six hundred sixty-five riyals per month, followed by Riyadh with an average of (15,917) fifteen thousand nine hundred seventeen riyals per month. While the lowest levels of consumption expenditure were recorded in Tabuk with (10,890) ten thousand eight hundred ninety riyals per month.

**Table (3-1) Average Household Monthly Consumption Expenditure by Administrative Regions:**

Administrative Regions	Saudi	Total
Riyadh	15,917	12,631
Makkah	14,256	11,021
Madinah	11,832	9,635
AL-Qassim	14,371	10,746
Eastern Region	17,665	14,699
Asir	11,666	9,677
Tabuk	10,890	9,238
Hail	11,461	9,377
North. Board.	11,876	10,533
Jazan	15,071	13,185
Najran	11,376	8,680
AL-Baha	13,605	11,766
AL-Jouf	14,101	11,302
<b>Total</b>	<b>14,584</b>	<b>11,728</b>





## Average Household Monthly Consumption Expenditure by Main Expenditure Groups:

Table (3-2) shows that the highest levels of consumption expenditure are on housing, water, electricity, gas, and other types of fuel which reached (2,989) two thousand nine hundred eighty-nine riyals per month, followed by food and beverages with (2,202) two thousand two hundred two riyals per month. While the lowest levels of consumption expenditure were on tobacco with (70) riyals. On the other hand, Saudi household consumption expenditure registered its highest levels on housing, water, electricity, gas, and other types of fuel with (3,616) three thousand six hundred sixteen riyals per month, followed by food and beverages with (2,621) two thousand six hundred twenty-one riyals. The lowest levels of consumption expenditure of Saudi household were on tobacco category with (50) riyals per month.

**Table (3-2) Average Household Monthly Consumption Expenditure by Main Expenditure Groups:**

%	Total	%	Saudi	Main Expenditure Group
18.8	2,202	18.0	2,621	Food And Beverages
0.6	70	0.3	50	Tobacco
4.2	492	4.1	599	Fabric, Apparel and Footwear
25.5	2,989	24.8	3,616	and ,Housing, Water, Electricity, Gas other Fuels
6.7	789	7.2	1,048	Home Furnishing
1.4	167	1.5	225	Health
13.1	1,532	13.7	1,992	Transportation
5.6	658	5.7	827	Telecommunications
3.1	359	3.2	460	Entertainment and Culture
2.9	336	2.5	358	Education
5.6	657	5.0	726	Restaurants and Hotels
12.6	1,478	14.1	2,063	Personal Goods and Services
100.0	11,728	100.0	14,584	Total





# Tables





Table 1

## Average household monthly income by administrative region

الإجمالي Total	سعودي Saudi	المناطق الإدارية Administrative Region
12,668	16,011	الرياض Riyadh
11,584	14,648	مكة المكرمة Makkah
9,646	12,016	المدينة المنورة Madinah
11,023	15,322	القصيم Qassim
14,902	17,872	الشرقية Eastern Region
10,139	11,817	عسير Asir
9,305	11,024	تبوك Tabuk
9,701	11,571	حائل Hail
11,072	12,051	الحدود الشمالية .North.Bord
13,278	15,199	جازان Jazan
8,697	11,388	نجران Najran
11,810	13,728	الباحة AL - Baha
11,320	14,193	الجوف AL - Jouf
11,984	14,823	الإجمالي Total







Table 2

## Average household monthly income by administrative region and gender of household head

الإجمالي Total			سعودي Saudi			المناطق الإدارية Administrative Region
المجموع Total	إناث Female	ذكور Male	المجموع Total	إناث Female	ذكور Male	
12,668	10,192	12,731	16,011	10,496	16,231	الرياض Riyadh
11,584	8,428	11,764	14,648	9,279	15,086	مكة المكرمة Makkah
9,646	4,637	9,958	12,016	5,454	12,471	المدينة المنورة Madinah
11,023	5,382	11,795	15,322	12,369	15,470	القصيم Qassim
14,902	12,319	14,928	17,872	12,623	17,942	الشرقية Eastern Region
10,139	4,274	10,351	11,817	4,261	12,178	عسير Asir
9,305	4,411	9,516	11,024	3,736	11,410	تبوك Tabuk
9,701	6,042	9,816	11,571	5,875	11,815	حائل Hail
11,072	6,578	11,194	12,051	6,715	12,195	الحدود الشمالية .North.Bord
13,278	7,301	13,590	15,199	7,742	15,639	جازان Jazan
8,697	5,404	8,811	11,388	7,038	11,496	نجران Najran
11,810	5,975	11,945	13,728	5,861	13,910	الباحة AL - Baha
11,320	6,635	11,490	14,193	6,543	14,559	الجوف AL - Jouf
11,984	7,464	12,173	14,823	8,606	15,132	الإجمالي Total





Table 3

## Average Saudi household monthly income by administrative regions and educational level of household head

جدول 3

متوسط دخل الاسرة السعودية الشهري حسب المناطق الإدارية والمستوى التعليمي لرئيس الأسرة

الإجمالي Total	دكتوراه Doctorate	دبلوم عالي / ماجستير / Higher Diploma Master	بكالوريوس أو ليسانس Bachelor Degree	دبلوم دون الجامعة Diploma	الثانوية أو ما يعادلها Secondary or Equivalent	المتوسطة Intermediate	الإبتدائية Primary	يفراً ويكتب Read & Write	أمية Illiterate	المناطق الإدارية Administrative Area
16,011	39,400	23,244	19,624	17,985	12,784	14,244	14,134	11,213	13,074	الرياض Riyadh
14,648	27,501	38,273	19,151	14,538	12,403	11,355	11,021	9,910	6,743	مكة المكرمة Makkah
12,016	20,590	17,439	17,694	14,138	10,900	9,232	9,179	6,402	4,929	المدينة المنورة Madinah
15,322	23,316	22,890	17,694	19,765	12,748	11,876	12,135	14,952	10,852	القصيم Qassim
17,872	49,062	27,828	21,551	16,814	16,804	15,574	11,912	10,084	7,225	الشرقية .Easte. Prov
11,817	30,708	23,803	15,573	17,514	11,849	8,163	9,264	8,696	4,044	عسير Asir
11,024	21,241	26,454	15,982	13,253	11,042	9,513	7,790	10,106	5,258	تبوك Tabuk
11,571	24,150	17,851	17,280	13,265	10,297	10,456	8,070	6,820	6,125	حائل Hail
12,051	32,000	16,101	15,249	14,971	11,236	8,247	10,323	11,221	8,945	الحدود الشمالية .North.Bord
15,199	33,637	28,934	23,424	19,696	13,505	10,650	10,012	8,952	6,922	جازان Jazan
11,388	28,443	19,165	13,389	10,386	10,805	11,054	8,374	8,163	6,479	نجران Najran
13,728	20,609	23,395	18,538	12,931	12,522	9,864	7,361	5,460	4,932	الباحة AL - Baha
14,193	27,327	21,076	20,681	14,182	11,810	15,567	10,093	8,934	6,421	الوف AL - Jouf
14,823	33,470	26,615	19,214	16,282	12,994	12,014	11,241	9,621	8,176	الإجمالي Total



Table 4

## Average household monthly income by administrative regions and educational level of household head

جدول 4

## متوسط دخل الأسرة الشهري حسب المناطق الإدارية والمستوى التعليمي لرئيس الأسرة

الإجمالي Total	دكتوراه Doctorate	دبلوم عالي/ ماجستير / Higher Diploma Master	بكالوريوس أو ليسانس Bachelor Degree	دبلوم دون الجامعة Diploma	الثانوية أو مايعادلها Secondary or Equivalent	المتوسطة Intermediate	الإبتدائية Primary	يفقرأ ويكتب Read & Write	أمية Illiterate	المناطق الإدارية Administrative Area
12,668	29,994	19,193	15,273	14,234	11,111	10,045	10,629	6,952	9,466	الرياض Riyadh
11,584	23,039	23,056	16,094	11,601	9,623	8,225	8,525	7,496	6,567	مكة المكرمة Makkah
9,646	17,412	12,746	13,242	11,742	9,317	7,155	7,134	5,317	4,587	المدينة المنورة Madinah
11,023	19,178	20,592	15,133	15,814	10,019	5,889	8,249	10,385	9,059	القصيم Qassim
14,902	35,886	25,813	19,192	13,571	13,548	10,926	9,089	7,874	7,023	الشرقية .Easte. Prov
10,139	21,199	21,644	13,985	13,558	11,042	6,788	7,492	8,220	4,044	عسير Asir
9,305	20,138	21,379	12,020	10,012	9,955	7,811	6,516	6,652	4,995	تبوك Tabuk
9,701	15,895	10,588	15,332	11,205	9,073	7,871	6,283	5,568	5,787	حائل Hail
11,072	11,401	11,170	13,994	13,171	10,900	8,047	8,991	9,929	8,068	الحدود الشمالية .North.Bord
13,278	21,981	24,872	20,374	18,612	12,078	9,411	8,466	7,896	6,370	جازان Jazan
8,697	16,794	16,264	11,859	8,460	9,134	7,465	5,379	5,211	5,624	نجران Najran
11,810	14,191	20,501	17,101	11,923	10,634	7,749	5,733	4,304	4,665	الباحة AL - Baha
11,320	18,284	20,066	17,376	11,678	10,201	10,376	7,163	5,934	5,618	الجوف AL - Jouf
11,984	24,932	20,509	16,033	13,096	10,838	8,614	8,617	7,214	7,198	الإجمالي Total



Table 5

## Average Saudi household monthly income by administrative regions and marital status of household head

الإجمالي Total	أرمل Widowed	مطلق Divorced	متزوج Married	لم يتزوج أبدا Never Married	المناطق الإدارية Administrative Region
16,011	12,058	12,950	16,495	11,526	الرياض Riyadh
14,648	10,337	11,791	15,430	9,520	مكة المكرمة Makkah
12,016	5,133	7,532	12,724	6,220	المدينة المنورة Madinah
15,322	12,065	15,285	15,732	11,111	القصيم Qassim
17,872	11,685	17,472	18,240	9,871	الشرقية Eastern Region
11,817	4,319	6,284	12,199	11,847	عسير Asir
11,024	6,214	9,312	11,467	8,795	تبوك Tabuk
11,571	6,129	6,753	12,119	8,924	حائل Hail
12,051	7,678	14,071	12,215	7,196	الحدود الشمالية .North.Bord
15,199	7,231	11,576	15,794	13,384	جازان Jazan
11,388	7,085	6,363	11,569	10,511	نجران Najran
13,728	5,123	8,997	14,251	7,468	الباحة AL - Baha
14,193	7,089	7,851	15,040	7,316	الجوف AL - Jouf
14,823	9,331	11,963	15,387	10,133	الإجمالي Total

Table 6

## Average household monthly income by administrative regions and marital status of household head

الإجمالي Total	أرمل Widowed	مطلق Divorced	متزوج Married	لم يتزوج أبدا Never Married	المناطق الإدارية Administrative Region
12,668	10,082	12,457	13,018	9,064	الرياض Riyadh
11,584	9,196	10,685	12,040	7,760	مكة المكرمة Makkah
9,646	4,461	5,112	10,244	5,222	المدينة المنورة Madinah
11,023	4,748	11,823	12,259	7,087	القصيم Qassim
14,902	11,911	14,960	15,503	6,319	الشرقية .Eastern Region
10,139	4,319	6,611	10,370	9,854	عسير Asir
9,305	6,006	8,433	9,698	6,726	تبوك Tabuk
9,701	6,129	6,707	10,063	7,089	حائل Hail
11,072	7,678	13,269	11,214	7,494	الحدود الشمالية .North.Bord
13,278	6,809	11,576	13,810	10,079	جازان Jazan
8,697	7,254	7,235	9,076	4,916	نجران Najran
11,810	5,123	8,997	12,272	6,023	الباحة AL - Baha
11,320	7,000	7,734	12,053	5,507	الجوف AL - Jouf
11,984	7,820	10,697	12,481	7,698	الإجمالي Total

Table 7

Average Saudi household monthly income by administrative regions and age group of household head

جدول 7

متوسط دخل الاسرة السعودية الشهري حسب المناطق الإدارية وفئات العمر لرئيس الأسرة

الإجمالي Total	65+	60 - 64	55 - 59	50 - 54	45 - 49	40 - 44	35 - 39	30 - 34	25 - 29	20 - 24	15 - 19	المناطق الإدارية Administrative Area
16,011	19,487	18,518	23,966	19,487	17,990	14,355	12,438	11,468	11,265	5,914		الرياض Riyadh
14,648	13,947	16,136	17,497	19,731	18,661	15,932	12,047	11,236	10,167	5,927	9,405	مكة المكرمة Makkah
12,016	10,707	11,141	16,688	14,140	14,407	14,221	11,260	8,570	8,542	5,325	4,841	المدينة المنورة Madinah
15,322	15,738	17,146	16,077	17,654	17,496	18,795	12,899	10,888	10,027	6,064	11,612	القصيم Qassim
17,872	17,649	23,166	28,990	24,805	21,051	16,989	12,875	12,257	10,406	10,441	4,622	الشرقية .Easte. Prov
11,817	10,575	8,986	12,653	16,126	15,783	13,874	11,481	9,949	8,271	8,916	5,616	عسير Asir
11,024	8,981	9,687	13,942	14,489	15,731	11,598	10,510	8,963	7,456	8,207	4,000	تبوك Tabuk
11,571	9,584	13,544	12,642	13,273	13,687	14,703	11,516	10,775	8,723	6,473	5,445	حائل Hail
12,051	9,068	12,283	12,603	14,181	16,679	13,038	12,796	10,611	9,637	6,728	5,100	الحدود الشمالية .North.Bord
15,199	11,348	16,241	16,454	19,925	20,824	17,609	13,647	12,056	10,191	9,432	2,850	جازان Jazan
11,388	8,588	18,985	12,627	12,602	14,225	11,802	10,658	9,881	9,476	5,786	14,651	نجران Najran
13,728	8,135	13,071	15,547	17,018	20,729	19,222	12,523	10,188	8,878	7,249	5,055	الباحة AL - Baha
14,193	17,001	12,665	16,376	18,799	18,445	18,536	11,062	9,460	7,984	6,297	5,517	الجوف AL - Jouf
14,823	14,448	16,574	20,191	19,280	18,101	15,491	12,177	11,076	10,013	6,850	7,075	الإجمالي Total



Table 8

Average household monthly income by administrative regions and age group of household head

جدول 8

متوسط دخل الاسرة الشهري حسب المناطق الإدارية وفئات العمر لرئيس الأسرة

الإجمالي Total	65+	60 - 64	55 - 59	50 - 54	45 - 49	40 - 44	35 - 39	30 - 34	25 - 29	20 - 24	15 - 19	المناطق الإدارية Administrative Area
12,668	17,353	16,558	18,869	15,443	12,929	11,567	10,293	9,430	8,561	5,421		الرياض Riyadh
11,584	12,328	14,053	14,103	14,799	12,909	11,972	9,785	8,966	8,645	5,072	9,405	مكة المكرمة Makkah
9,646	9,916	10,061	12,326	10,587	10,473	11,292	8,926	7,211	6,868	4,098	4,236	المدينة المنورة Madinah
11,023	15,625	16,999	14,438	9,291	13,123	12,810	8,754	7,892	6,587	4,604	9,915	القصيم Qassim
14,902	17,228	21,986	27,586	20,442	16,416	13,149	10,363	9,708	8,485	7,444	3,762	الشرقية .Easte. Prov
10,139	10,547	8,930	11,814	12,933	12,804	10,649	8,595	8,723	7,405	7,846	5,616	عسير Asir
9,305	8,792	9,317	12,550	12,789	12,330	9,203	8,780	7,530	6,105	6,999	5,617	تبوك Tabuk
9,701	8,619	11,753	11,662	11,635	11,271	10,200	9,176	9,208	7,319	5,935	5,445	حائل Hail
11,072	8,735	12,118	11,610	12,489	13,064	11,472	12,252	9,670	9,160	6,666	5,100	الحدود الشمالية .North.Bord
13,278	10,919	15,623	15,130	16,745	17,798	13,775	11,297	10,261	9,208	7,854	2,850	جازان Jazan
8,697	8,622	17,244	10,873	8,673	9,568	9,141	8,665	7,816	6,919	3,918	14,651	نجران Najran
11,810	8,140	13,205	13,615	14,951	16,807	15,275	10,336	8,600	7,306	6,167	5,363	الباحة AL - Baha
11,320	16,574	11,713	14,132	14,592	13,539	14,065	8,769	6,906	6,592	5,912	5,517	الجوف AL - Jouf
11,984	13,516	15,206	17,208	14,706	13,293	11,890	9,800	9,025	8,124	5,683	6,632	الإجمالي Total





Table 9

## Average household monthly income by age group and gender of household head

الإجمالي Total			سعودي Saudi			فئات العمر Age Group
المجموع Total	إناث Female	ذكور Male	المجموع Total	إناث Female	ذكور Male	
6,632	14,100	6,552	7,075		7,075	15 - 19
5,683	5,455	5,687	6,850	7,274	6,846	20 - 24
8,124	5,671	8,156	10,013	6,099	10,068	25 - 29
9,025	5,763	9,054	11,076	6,161	11,120	30 - 34
9,800	5,345	9,865	12,177	5,449	12,304	35 - 39
11,890	8,873	11,976	15,491	9,437	15,744	40 - 44
13,293	9,086	13,455	18,101	10,389	18,504	45 - 49
14,706	6,306	15,471	19,280	10,543	19,764	50 - 54
17,208	8,959	17,611	20,191	9,382	20,972	55 - 59
15,206	10,192	15,512	16,574	10,555	17,024	60 - 64
13,516	6,670	14,438	14,448	7,045	15,497	65+
11,984	7,464	12,173	14,823	8,606	15,132	الإجمالي Total







Table 10

Average household monthly income by size of household

الإجمالي Total	سعودي Saudi	حجم الأسرة Household Size
6,099	9,037	1-2
10,602	12,041	3-4
15,766	17,610	5+
11,984	14,823	الإجمالي Total





Table 11

## Average household monthly income by type of dwelling

الإجمالي Total	سعودي Saudi	نوع السكن Type of Housing
20,045	21,008	فيلا Villa
12,988	13,858	دور في فيلا Floor in Villa
9,577	12,398	شقة Apartment
7,734	9,258	منزل شعبي Traditional house
6,274	9,310	دور في منزل شعبي Floor in traditional house
2,882		اخرى Other
11,984	14,823	الإجمالي Total





Table 12

Average household monthly income by type of holding

الإجمالي Total	سعودي Saudi	نوع الحيازة Type of holding
9,452	12,343	إيجار Rent
15,949	16,208	ملك Ownership
7,203	14,640	مقدم من صاحب العمل Provided by Employer
4,444	5,822	أخرى Other
11,984	14,823	الإجمالي Total





Table 13

Average household monthly income by area of dwelling

الإجمالي Total	سعودي Saudi	مساحة المسكن Dwelling area
9,585	12,315	أقل من 300 Less than 300
16,594	17,222	300-499
19,645	20,553	500-700
24,341	25,157	أكثر من 700 More than 700
11,984	14,823	الإجمالي Total





Table 14

## Average per-capita monthly income by administrative regions

الإجمالي Total	سعودي Saudi	المناطق الإدارية Administrative Regions
2,645	2,996	الرياض Riyadh
2,525	2,990	مكة المكرمة Makkah
1,844	2,088	المدينة المنورة Madinah
2,461	2,646	القصيم Qassim
3,024	3,349	الشرقية .Easte. Region
2,059	2,060	عسير Asir
2,024	2,067	تبوك Tabuk
2,214	2,238	حائل Hail
1,949	1,926	الحدود الشمالية .North.Bord
2,123	2,408	جازان Jazan
2,060	2,164	نجران Najran
2,279	2,364	الباحة AL - Baha
2,008	2,087	الجوف AL - Jouf
2,485	2,741	الإجمالي Total





Table 15

## Average household monthly expenditure by administrative regions

الإجمالي Total	سعودي Saudi	المناطق الإدارية Administrative regions
13,893	17,856	الرياض Riyadh
12,099	15,918	مكة المكرمة Makkah
10,562	13,207	المدينة المنورة Madinah
12,066	16,251	القصيم Qassim
15,541	18,691	المنطقة الشرقية Easte. Region
11,119	13,604	عسير Asir
9,746	11,466	تبوك Tabuk
10,160	12,459	حائل Hail
11,590	12,882	الحدود الشمالية .North. Bord
14,395	16,474	جازان Jazan
9,551	12,348	نجران Najran
12,938	15,058	الباحة Al-Baha
11,863	14,805	الجوف Al-Jouf
12,818	16,125	الإجمالي Total





Table 16

Average household monthly expenditure by administrative regions and gender of household head

الإجمالي Total			سعودي Saudi			المناطق الإدارية Administrative Regions
المجموع Total	إناث Female	ذكور Male	المجموع Total	إناث Female	ذكور Male	
13,893	12,877	13,919	17,856	13,463	18,031	الرياض Riyadh
12,099	10,524	12,189	15,918	11,683	16,264	مكة المكرمة Makkah
10,562	7,390	10,760	13,207	8,995	13,499	المدينة المنورة Madinah
12,066	9,144	12,466	16,251	13,141	16,405	القصيم Qassim
15,541	9,109	15,606	18,691	9,455	18,816	المنطقة الشرقية Easte. Region
11,119	7,495	11,250	13,604	7,607	13,890	عسير Asir
9,746	6,068	9,905	11,466	5,860	11,763	تبوك Tabuk
10,160	9,174	10,191	12,459	9,377	12,590	حائل Hail
11,590	8,752	11,667	12,882	9,284	12,980	الحدود الشمالية .North. Bord
14,395	8,507	14,703	16,474	8,964	16,917	جازان Jazan
9,551	6,296	9,663	12,348	8,525	12,443	نجران Najran
12,938	7,088	13,073	15,058	7,923	15,223	الباحة Al-Baha
11,863	10,437	11,915	14,805	10,763	14,998	الجوف Al-Jouf
12,818	9,792	12,945	16,125	10,941	16,383	الإجمالي Total





Table 17

Average household monthly expenditure by age group  
of household head

الإجمالي Total	سعودي Saudi	فئات العمر Age Group
9,193	9,812	15 - 19
7,216	9,146	20 - 24
7,954	9,855	25 - 29
8,658	10,632	30 - 34
9,941	12,620	35 - 39
11,487	15,301	40 - 44
14,164	19,730	45 - 49
16,273	21,624	50 - 54
18,378	21,840	55 - 59
20,757	23,435	60 - 64
15,477	16,021	65+
12,818	16,125	الإجمالي Total







Table 18

## Average household monthly expenditure by age group and gender of household head

الإجمالي Total			سعودي Saudi			فئات العمر Age Group
المجموع Total	إناث Female	ذكور Male	المجموع Total	إناث Female	ذكور Male	
9,193	11,948	9,163	9,812		9,812	15 - 19
7,216	7,259	7,215	9,146	11,245	9,122	20 - 24
7,954	6,006	7,980	9,855	6,585	9,901	25 - 29
8,658	6,667	8,675	10,632	7,929	10,656	30 - 34
9,941	9,047	9,954	12,620	10,230	12,665	35 - 39
11,487	11,555	11,485	15,301	12,795	15,406	40 - 44
14,164	11,286	14,274	19,730	13,298	20,066	45 - 49
16,273	9,110	16,926	21,624	11,450	22,188	50 - 54
18,378	11,752	18,702	21,840	12,164	22,538	55 - 59
20,757	11,118	21,345	23,435	11,491	24,328	60 - 64
15,477	8,944	16,356	16,021	9,402	16,958	65+
12,818	9,792	12,945	16,125	10,941	16,383	الإجمالي Total





Table 19

Average household monthly expenditure by size of household

الإجمالي Total	سعودي Saudi	حجم الأسرة Household Size
6,579	9,765	1-2
10,639	12,246	3-4
17,309	19,622	5+
12,818	16,125	الإجمالي Total





Table 20

## Average household monthly expenditure by main expenditure groups

الإجمالي Total		سعودي Saudi		مجموعة الإنفاق الرئيسية Main Expenditure Group
%	متوسط الإنفاق Average Expenditure	%	متوسط الإنفاق Average Expenditure	
17.2	2,202	16.3	2,621	الأغذية والمشروبات Food And Beverages
0.5	70	0.3	50	التبغ Tobacco
3.8	492	3.7	599	الأقمشة والملابس والاحذية Fabric, Apparel, and Footwear
23.3	2,989	22.4	3,616	السكن والمياه والكهرباء والغاز وأنواع الوقود الأخرى and ,Housing, Water, Electricity, Gas other Fuels
6.2	789	6.5	1,048	تأثيث وتجهيزات المنزل Home Furnishing
1.3	167	1.4	225	الصحة Health
11.9	1,532	12.4	1,992	النقل Transportation
5.1	658	5.1	827	الإنترنت والاتصالات Telecommunications
2.8	359	2.9	460	الترفيه والثقافية Entertainment and Culture
2.6	336	2.2	358	التعليم Education
5.1	657	4.5	726	المطاعم والفنادق Restaurants and Hotels
20.0	2,567	22.4	3,605	السلع والخدمات الشخصية المتنوعة Personal Goods and Services
100.0	12,818	100.0	16,125	الإجمالي Total





Table 21

## Average household monthly expenditure by main expenditure groups and gender of household head

الإجمالي Total			سعودي Saudi			مجموعة الإنفاق الرئيسية Main Expenditure Group
المجموع Total	إناث Female	ذكور Male	المجموع Total	إناث Female	ذكور Male	
2,202	2,128	2,205	2,621	2,310	2,636	الأغذية والمشروبات Food And Beverages
70	12	72	50	16	51	التبغ Tobacco
492	427	495	599	473	605	الأقمشة والملابس والاحذية Fabric, Apparel and Footwear
2,989	2,687	3,001	3,616	2,832	3,655	السكن والمياه والكهرباء والغاز وأنواع الوقود الأخرى and other ,Housing, Water, Electricity, Gas Fuels
789	817	788	1,048	1,003	1,050	تأثيث وتجهيزات المنزل Home Furnishing
167	165	167	225	207	226	الصحة Health
1,532	1,157	1,547	1,992	1,301	2,026	النقل Transportation
658	621	660	827	732	831	الاتصالات Telecommunications
359	203	365	460	243	471	الترفيه والثقافية Entertainment and Culture
336	197	342	358	260	363	التعليم Education
657	404	667	726	453	739	المطاعم والفنادق Restaurants and Hotels
2,567	974	2,634	3,605	1,111	3,728	السلع والخدمات الشخصية المتنوعة Personal Goods and Services
12,818	9,792	12,945	16,125	10,941	16,383	الإجمالي Total





Table 22

## Average household monthly expenditure by type of dwelling

الإجمالي Total	سعودي Saudi	نوع المسكن Type of Dwelling
24,545	25,494	فيلا Villa
13,496	14,552	دور في فيلا Floor in Villa
8,857	10,767	منزل شعبي Traditional house
7,704	10,664	دور في منزل شعبي Floor in traditional house
8,700	11,309	شقة Apartment
3,385		أخرى Other
12,818	16,125	الإجمالي Total





Table 23

Average household monthly expenditure by type of holding

الإجمالي Total	سعودي Saudi	نوع الحيازة Type of Holding
8,709	11,440	إيجار Rent
18,587	18,746	ملك Ownership
8,163	15,329	مقدم من صاحب العمل Provided by Employer
6,192	7,445	أخرى Other
12,818	16,125	الإجمالي Total





Table 24

Average household monthly expenditure by area of dwelling

الإجمالي Total	سعودي Saudi	مساحة المسكن Dwelling area
8,646	11,453	أقل من 300 Less than 300
16,716	17,923	300-499
20,799	20,966	500-700
29,085	29,717	أكثر من 700 More than 700
12,818	16,125	الإجمالي Total





Table 25

## Average per-capita monthly expenditure by administrative regions

الإجمالي Total	سعودي Saudi	المناطق الإدارية Administrative Regions
2,722	3,227	الرياض Riyadh
2,461	2,986	مكة المكرمة Makkah
1,904	2,273	المدينة المنورة Madinah
2,576	2,736	القصيم Qassim
3,104	3,494	المنطقة الشرقية Easte. Region
1,988	2,109	عسير Asir
1,984	2,003	تبوك Tabuk
2,264	2,324	حائل Hail
2,039	2,021	الحدود الشمالية .North. Bord
2,258	2,514	جازان Jazan
2,180	2,219	نجران Najran
2,557	2,650	الباحة Al-Baha
2,167	2,222	الجوف Al-Jouf
2,521	2,857	الإجمالي Total







Table 26

## Average per-capita monthly expenditure by main expenditure group

%	الإجمالي Total	%	سعودي Saudi	مجموعة الإنفاق الرئيسية Main Expenditure Group
19.7	496	18.1	516	الأغذية والمشروبات Food And Beverages
0.6	16	0.3	10	التبغ Tobacco
4.3	108	4.1	116	الأقمشة والملابس والاحذية Fabric, Apparel and Footwear
22.7	572	21.3	607	السكن والمياه والكهرباء والغاز وأنواع الوقود الأخرى and other Fuels ,Housing, Water, Electricity, Gas
5.9	147	6.3	180	تأثيث وتجهيزات المنزل Home Furnishing
1.2	31	1.4	39	الصحة Health
11.9	300	13.0	370	النقل Transportation
5.7	143	5.6	160	الاتصالات Communications
2.6	65	2.9	84	الترفيه والثقافية Entertainment and Culture
3.1	78	2.3	66	التعليم Education
5.2	132	4.6	133	المطاعم والفنادق Restaurants and Hotels
17.2	433	20.1	575	السلع والخدمات الشخصية المتنوعة Personal Goods and Services
100.0	2,521	100.0	2,857	الإجمالي Total





Table 27

## Average household monthly expenditure by main expenditure group in Riyadh region

الإجمالي Total	سعودي Saudi	مجموعة الإنفاق الرئيسية Main Expenditure Group
2,348	2,928	الأغذية والمشروبات Food And Beverages
52	46	التبغ Tobacco
465	589	الأقمشة والملابس والاحذية Fabric, Apparel and Footwear
3,445	4,214	السكن والمياه والكهرباء والغاز وأنواع الوقود الأخرى and other ,Housing, Water, Electricity, Gas Fuels
952	1,304	تأثيث وتجهيزات المنزل Home Furnishing
201	274	الصحة Health
1,765	2,282	النقل Transportation
759	960	الاتصالات Communications
359	515	الترفيه والثقافية Entertainment and Culture
431	349	التعليم Education
636	763	المطاعم والفنادق Restaurants and Hotels
2,481	3,632	السلع والخدمات الشخصية المتنوعة Personal Goods and Services
13,893	17,856	الإجمالي Total





Table 28

## Average household monthly expenditure by main expenditure group in Makkah region

الإجمالي Total	سعودي Saudi	مجموعة الإنفاق الرئيسية Main Expenditure Group
2,270	2,850	الأغذية والمشروبات Food And Beverages
53	47	التبغ Tobacco
487	624	الأقمشة والملابس والاحذية Fabric, Apparel and Footwear
2,726	3,387	السكن والمياه والكهرباء والغاز وأنواع الوقود الأخرى and ,Housing, Water, Electricity, Gas other Fuels
705	978	تأثيث وتجهيزات المنزل Home Furnishing
162	223	الصحة Health
1,386	1,826	النقل Transportation
654	858	الاتصالات Communications
324	412	الترفيه والثقافية Entertainment and Culture
353	339	التعليم Education
638	797	المطاعم والفنادق Restaurants and Hotels
2,341	3,576	السلع والخدمات الشخصية المتنوعة Personal Goods and Services
12,099	15,918	الإجمالي Total





Table 29

## Average household monthly expenditure by main expenditure group in Madinah region

الإجمالي Total	سعودي Saudi	مجموعة الإنفاق الرئيسية Main Expenditure Group
1,818	2,150	الأغذية والمشروبات Food And Beverages
64	61	التبغ Tobacco
536	700	الأقمشة والملابس والاحذية Fabric, Apparel and Footwear
2,188	2,423	السكن والمياه والكهرباء والغاز وأنواع الوقود الأخرى and other ,Housing, Water, Electricity, Gas Fuels
494	650	تأثيث وتجهيزات المنزل Home Furnishing
91	108	الصحة Health
1,232	1,693	النقل Transportation
651	862	الاتصالات Communications
454	660	الترفيه والثقافية Entertainment and Culture
91	138	التعليم Education
700	713	المطاعم والفنادق Restaurants and Hotels
2,243	3,047	السلع والخدمات الشخصية المتنوعة Personal Goods and Services
10,562	13,207	الإجمالي Total





Table 30

## Average household monthly expenditure by main expenditure group in Eastern region

الإجمالي Total	سعودي Saudi	مجموعة الإنفاق الرئيسية Main Expenditure Group
1,965	2,098	الأغذية والمشروبات Food And Beverages
149	56	التبغ Tobacco
522	536	الأقمشة والملابس والاحذية Fabric, Apparel and Footwear
3,393	4,076	السكن والمياه والكهرباء والغاز وأنواع الوقود الأخرى and other ,Housing, Water, Electricity, Gas Fuels
1,103	1,450	تأثيث وتجهيزات المنزل Home Furnishing
154	211	الصحة Health
2,170	2,848	النقل Transportation
537	650	الاتصالات Communications
587	647	الترفيه والثقافية Entertainment and Culture
479	657	التعليم Education
902	725	المطاعم والفنادق Restaurants and Hotels
3,580	4,738	السلع والخدمات الشخصية المتنوعة Personal Goods and Services
15,541	18,691	الإجمالي Total





Table 31

## Average household monthly expenditure by main expenditure group in Qassim region

الإجمالي Total	سعودي Saudi	مجموعة الإنفاق الرئيسية Main Expenditure Group
2,035	2,441	الأغذية والمشروبات Food And Beverages
38	19	التبغ Tobacco
502	647	الأقمشة والملابس والاحذية Fabric, Apparel and Footwear
3,017	3,891	السكن والمياه والكهرباء والغاز وأنواع الوقود الأخرى and other ,Housing, Water, Electricity, Gas Fuels
607	866	تأثيث وتجهيزات المنزل Home Furnishing
113	165	الصحة Health
1,062	1,448	النقل Transportation
625	836	الاتصالات Communications
247	356	الترفيه والثقافية Entertainment and Culture
453	731	التعليم Education
478	615	المطاعم والفنادق Restaurants and Hotels
2,889	4,236	السلع والخدمات الشخصية المتنوعة Personal Goods and Services
12,066	16,251	الإجمالي Total





Table 32

## Average household monthly expenditure by main expenditure group in Asir region

الإجمالي Total	سعودي Saudi	مجموعة الإنفاق الرئيسية Main Expenditure Group
2,144	2,459	الأغذية والمشروبات Food And Beverages
44	31	التبغ Tobacco
400	463	الأقمشة والملابس والاحذية Fabric, Apparel and Footwear
3,143	3,791	السكن والمياه والكهرباء والغاز وأنواع الوقود الأخرى and other ,Housing, Water, Electricity, Gas Fuels
558	688	تأثيث وتجهيزات المنزل Home Furnishing
220	288	الصحة Health
1,117	1,383	النقل Transportation
682	834	الاتصالات Communications
160	197	الترفيه والثقافية Entertainment and Culture
55	68	التعليم Education
332	367	المطاعم والفنادق Restaurants and Hotels
2,264	3,035	السلع والخدمات الشخصية المتنوعة Personal Goods and Services
11,119	13,604	الإجمالي Total





Table 33

## Average household monthly expenditure by main expenditure group in Tabuk region

الإجمالي Total	سعودي Saudi	مجموعة الإنفاق الرئيسية Main Expenditure Group
1,870	2,130	الأغذية والمشروبات Food And Beverages
53	50	التبغ Tobacco
383	453	الأقمشة والملابس والاحذية Fabric, Apparel and Footwear
2,402	2,815	السكن والمياه والكهرباء والغاز وأنواع الوقود الأخرى and other Fuels ,Housing, Water, Electricity, Gas
517	589	تأثيث وتجهيزات المنزل Home Furnishing
106	143	الصحة Health
1,258	1,646	النقل Transportation
634	819	الاتصالات Communications
383	501	الترفيه والثقافية Entertainment and Culture
180	199	التعليم Education
496	540	المطاعم والفنادق Restaurants and Hotels
1,463	1,580	السلع والخدمات الشخصية المتنوعة Personal Goods and Services
9,746	11,466	الإجمالي Total







Table 34

## Average household monthly expenditure by main expenditure group in Hail region

الإجمالي Total	سعودي Saudi	مجموعة الإنفاق الرئيسية Main Expenditure Group
2,101	2,472	الأغذية والمشروبات Food And Beverages
51	46	التبغ Tobacco
577	704	القممشة والملابس والاحذية Fabric, Apparel and Footwear
2,645	3,124	السكن والمياه والكهرباء والغاز وأنواع الوقود الأخرى and other ,Housing, Water, Electricity, Gas Fuels
712	924	تأثيث وتجهيزات المنزل Home Furnishing
110	138	الصحة Health
1,122	1,463	النقل Transportation
484	591	الاتصالات Communications
285	359	الترفيه والثقافية Entertainment and Culture
32	22	التعليم Education
392	474	المطاعم والفنادق Restaurants and Hotels
1,649	2,142	السلع والخدمات الشخصية المتنوعة Personal Goods and Services
10,160	12,459	الإجمالي Total





Table 35

## Average household monthly expenditure by main expenditure group in Northern Borders region

الإجمالي Total	سعودي Saudi	مجموعة الإنفاق الرئيسية Main Expenditure Group
2,517	2,693	الأغذية والمشروبات Food And Beverages
80	76	التبغ Tobacco
670	775	الأقمشة والملابس والاحذية Fabric, Apparel and Footwear
3,251	3,705	السكن والمياه والكهرباء والغاز وأنواع الوقود الأخرى and other Fuels ,Housing, Water, Electricity, Gas
697	820	تأثيث وتجهيزات المنزل Home Furnishing
57	67	الصحة Health
759	895	النقل Transportation
537	576	الاتصالات Communications
270	278	الترفيه والثقافية Entertainment and Culture
21	27	التعليم Education
597	674	المطاعم والفنادق Restaurants and Hotels
2,135	2,295	السلع والخدمات الشخصية المتنوعة Personal Goods and Services
11,590	12,882	الإجمالي Total





Table 36

## Average household monthly expenditure by main expenditure group in Jazan region

الإجمالي Total	سعودي Saudi	مجموعة الإنفاق الرئيسية Main Expenditure Group
2,709	2,955	الأغذية والمشروبات Food And Beverages
108	114	التبغ Tobacco
570	641	الأقمشة والملابس والاحذية Fabric, Apparel and Footwear
2,634	2,948	السكن والمياه والكهرباء والغاز وأنواع الوقود الأخرى and other Fuels ,Housing, Water, Electricity, Gas
697	803	تأثيث وتجهيزات المنزل Home Furnishing
268	320	الصحة Health
1,467	1,753	النقل Transportation
706	781	الاتصالات Communications
247	293	الترفيه والثقافية Entertainment and Culture
383	482	التعليم Education
1,135	1,185	المطاعم والفنادق Restaurants and Hotels
3,472	4,198	السلع والخدمات الشخصية المتنوعة Personal Goods and Services
14,395	16,474	الإجمالي Total





Table 37

## Average household monthly expenditure by main expenditure group in Najran region

الإجمالي Total	سعودي Saudi	مجموعة الإنفاق الرئيسية Main Expenditure Group
2,287	2,864	الأغذية والمشروبات Food And Beverages
140	37	التبغ Tobacco
587	780	الأقمشة والملابس والاحذية Fabric, Apparel and Footwear
2,164	2,826	السكن والمياه والكهرباء والغاز وأنواع الوقود الأخرى and other ,Housing, Water, Electricity, Gas Fuels
683	966	تأثيث وتجهيزات المنزل Home Furnishing
91	131	الصحة Health
666	944	النقل Transportation
514	638	الاتصالات Communications
246	349	الترفيه والثقافية Entertainment and Culture
45	57	التعليم Education
418	544	المطاعم والفنادق Restaurants and Hotels
1,709	2,212	السلع والخدمات الشخصية المتنوعة Personal Goods and Services
9,551	12,348	الإجمالي Total





Table 38

## Average household monthly expenditure by main expenditure group in Al-Baha region

الإجمالي Total	سعودي Saudi	مجموعة الإنفاق الرئيسية Main Expenditure Group
2,339	2,590	الأغذية والمشروبات Food And Beverages
45	32	التبغ Tobacco
507	572	الأقمشة والملابس والاحذية Fabric, Apparel and Footwear
2,494	2,839	السكن والمياه والكهرباء والغاز وأنواع الوقود الأخرى and other Fuels ,Housing, Water, Electricity, Gas
769	915	تأثيث وتجهيزات المنزل Home Furnishing
91	107	الصحة Health
1,915	2,344	النقل Transportation
445	494	الاتصالات Communications
266	317	الترفيه والثقافية Entertainment and Culture
268	194	التعليم Education
726	812	المطاعم والفنادق Restaurants and Hotels
3,071	3,841	السلع والخدمات الشخصية المتنوعة Personal Goods and Services
12,938	15,058	الإجمالي Total





Table 39

## Average household monthly expenditure by main expenditure group in Al-Jouf region

الإجمالي Total	سعودي Saudi	مجموعة الإنفاق الرئيسية Main Expenditure Group
2,379	2,796	الأغذية والمشروبات Food And Beverages
57	42	التبغ Tobacco
633	789	الأقمشة والملابس والاحذية Fabric, Apparel and Footwear
2,841	3,468	السكن والمياه والكهرباء والغاز وأنواع الوقود الأخرى and other Fuels ,Housing, Water, Electricity, Gas
581	733	تأثيث وتجهيزات المنزل Home Furnishing
261	353	الصحة Health
1,222	1,600	النقل Transportation
871	1,075	الاتصالات Communications
245	316	الترفيه والثقافية Entertainment and Culture
258	360	التعليم Education
536	688	المطاعم والفنادق Restaurants and Hotels
1,980	2,583	السلع والخدمات الشخصية المتنوعة Personal Goods and Services
11,863	14,805	الإجمالي Total





Table 40

## Average Saudi household monthly expenditure by main expenditure group and dwelling area

الإجمالي Total	أكثر من 700	500-700	300-499	أقل من 300	مجموعة الإنفاق الرئيسية Main Expenditure Group
2,621	3,026	2,798	2,731	2,443	الأغذية والمشروبات Food And Beverages
50	50	38	49	54	التبغ Tobacco
599	725	640	655	538	الأقمشة والملابس والأحذية Fabric, Apparel and Footwear
3,616	6,158	5,035	4,237	2,419	السكن والمياه والكهرباء والغاز وأنواع الوقود الأخرى and ,Housing, Water, Electricity, Gas other Fuels
1,048	2,618	1,263	1,234	643	تأثيث وتجهيزات المنزل Home Furnishing
225	624	266	209	157	الصحة Health
1,992	4,155	2,356	2,105	1,480	النقل Transportation
827	1,013	878	838	775	الاتصالات Communications
460	1,377	510	440	314	الترفيه والثقافية Entertainment and Culture
358	725	527	448	198	التعليم Education
726	1,103	832	801	594	المطاعم والفنادق Restaurants and Hotels
3,605	8,143	5,823	4,178	1,839	السلع والخدمات الشخصية المتنوعة Personal Goods and Services
16,125	29,717	20,966	17,923	11,453	الإجمالي Total





Table 41

## Average household monthly expenditure by main expenditure group and dwelling area

الإجمالي Total	أكثر من 700	500-700	300-499	أقل من 300	مجموعة الإنفاق الرئيسية Main Expenditure Group
2,202	2,922	2,782	2,535	1,921	الأغذية والمشروبات Food And Beverages
70	54	135	45	65	التبغ Tobacco
492	697	670	592	409	الأقمشة والملابس والأحذية Fabric, Apparel and Footwear
2,989	6,001	5,013	4,089	1,988	السكن والمياه والكهرباء والغاز وأنواع الوقود الأخرى and ,Housing, Water, Electricity, Gas other Fuels
789	2,532	1,191	1,136	458	تأثيث وتجهيزات المنزل Home Furnishing
167	588	249	192	108	الصحة Health
1,532	4,120	2,358	1,933	1,026	النقل Transportation
658	1,103	822	752	559	الاتصالات Communications
359	1,342	680	391	202	الترفيه والثقافية Entertainment and Culture
336	683	486	449	242	التعليم Education
657	1,064	1,040	844	487	المطاعم والفنادق Restaurants and Hotels
2,567	7,980	5,374	3,758	1,180	السلع والخدمات الشخصية المتنوعة Personal Goods and Services
12,818	29,085	20,799	16,716	8,646	الإجمالي Total







Table 42

## Average Saudi household monthly expenditure by main expenditure group and size of household

الإجمالي Total	5+	3-4	1-2	مجموعة الإنفاق الرئيسية Main Expenditure Group
2,621	2,958	2,284	1,921	الأغذية والمشروبات Food And Beverages
50	49	50	52	التبغ Tobacco
599	677	515	448	الأقمشة والملابس والاحذية Fabric, Apparel and Footwear
3,616	4,236	2,887	2,586	السكن والمياه والكهرباء والغاز وأنواع الوقود الأخرى and ,Housing, Water, Electricity, Gas other Fuels
1,048	1,348	687	564	تأثيث وتجهيزات المنزل Home Furnishing
225	288	135	153	الصحة Health
1,992	2,393	1,575	1,197	النقل Transportation
827	952	696	577	الاتصالات Communications
460	638	233	205	الترفيه والثقافية Entertainment and Culture
358	495	194	137	التعليم Education
726	951	436	405	المطاعم والفنادق Restaurants and Hotels
3,605	4,635	2,552	1,518	السلع والخدمات الشخصية المتنوعة Personal Goods and Services
16,125	19,622	12,246	9,765	الإجمالي Total





Table 43

## Average household monthly expenditure by main expenditure group and size of household

الإجمالي Total	5+	3-4	1-2	مجموعة الإنفاق الرئيسية Main Expenditure Group
2,202	2,688	2,019	1,452	الأغذية والمشروبات Food And Beverages
70	51	94	76	التبغ Tobacco
492	601	459	315	الأقمشة والملابس والاحذية Fabric, Apparel and Footwear
2,989	3,851	2,570	1,792	السكن والمياه والكهرباء والغاز وأنواع الوقود الأخرى and ,Housing, Water, Electricity, Gas other Fuels
789	1,161	559	343	تأثيث وتجهيزات المنزل Home Furnishing
167	247	114	76	الصحة Health
1,532	2,115	1,291	662	النقل Transportation
658	830	587	401	الاتصالات Communications
359	553	243	120	الترفيه والثقافية Entertainment and Culture
336	494	261	115	التعليم Education
657	897	505	373	المطاعم والفنادق Restaurants and Hotels
2,567	3,822	1,938	854	السلع والخدمات الشخصية المتنوعة Personal Goods and Services
12,818	17,309	10,639	6,579	الإجمالي Total





Table 44

## Saudi household expenditure groups by main expenditure groups

الإجمالي Total	مرتفع High	متوسط Medium	منخفض Low	مجموعة الإنفاق الرئيسية Main Expenditure Group
2,621	2,977	2,334	2,125	الأغذية والمشروبات Food And Beverages
50	57	44	36	التبغ Tobacco
599	716	500	487	الأقمشة والملابس والاحذية Fabric, Apparel and Footwear
3,616	5,079	2,424	1,714	السكن والمياه والكهرباء والغاز وأنواع الوقود الأخرى and ,Housing, Water, Electricity, Gas other Fuels
1,048	1,696	502	420	تأثيث وتجهيزات المنزل Home Furnishing
225	391	85	60	الصحة Health
1,992	3,165	1,030	552	النقل Transportation
827	1,025	673	461	الاتصالات Communications
460	709	255	168	الترفيه والثقافية Entertainment and Culture
358	713	60	17	التعليم Education
726	993	510	341	المطاعم والفنادق Restaurants and Hotels
3,605	6,508	1,169	718	السلع والخدمات الشخصية المتنوعة Personal Goods and Services
16,125	24,029	9,585	7,099	الإجمالي Total





Table 45

## Household expenditure groups by main expenditure groups

الإجمالي Total	مرتفع High	متوسط Medium	منخفض Low	مجموعة الإنفاق الرئيسية Main Expenditure Group
2,202	2,769	1,774	1,575	الأغذية والمشروبات Food And Beverages
70	85	58	54	التبغ Tobacco
492	656	367	334	الأقمشة والملابس والاحذية Fabric, Apparel and Footwear
2,989	4,441	1,903	1,266	السكن والمياه والكهرباء والغاز وأنواع الوقود الأخرى and ,Housing, Water, Electricity, Gas other Fuels
789	1,350	356	286	تأثيث وتجهيزات المنزل Home Furnishing
167	308	58	37	الصحة Health
1,532	2,694	649	312	النقل Transportation
658	907	476	317	الاتصالات Communications
359	628	153	102	الترفيه والثقافية Entertainment and Culture
336	725	34	12	التعليم Education
657	973	423	256	المطاعم والفنادق Restaurants and Hotels
2,567	4,986	692	509	السلع والخدمات الشخصية المتنوعة Personal Goods and Services
12,818	20,522	6,944	5,059	الإجمالي Total





Table 46

## Average household monthly consumption expenditure by administrative regions

الإجمالي Total	سعودي Saudi	المناطق الإدارية Administrative region
12,631	15,917	الرياض Riyadh
11,021	14,256	مكة المكرمة Makkah
9,635	11,832	المدينة المنورة Madinah
10,746	14,371	القصيم Qassim
14,699	17,665	المنطقة الشرقية Easte. Region
9,677	11,666	عسير Asir
9,238	10,890	تبوك Tabuk
9,377	11,461	حائل Hail
10,533	11,876	الحدود الشمالية .North. Bord
13,185	15,071	جازان Jazan
8,680	11,376	نجران Najran
11,766	13,605	الباحة Al-Baha
11,302	14,101	الجوف Al-Jouf
11,728	14,584	الإجمالي الكلي Total





Table 47

## Average household monthly consumption expenditure by main expenditure groups

%	الإجمالي Total	%	سعودي Saudi	مجموعة الإنفاق الرئيسية Main Expenditure Group
18.8	2,202	18.0	2,621	الأغذية والمشروبات Food And Beverages
0.6	70	0.3	50	التبغ Tobacco
4.2	492	4.1	599	الأقمشة والملابس والأحذية Fabric, Apparel and Footwear
25.5	2,989	24.8	3,616	السكن والمياه والكهرباء والغاز وأنواع الوقود الأخرى and ,Housing, Water, Electricity, Gas other Fuels
6.7	789	7.2	1,048	تأثيث وتجهيزات المنزل Home Furnishing
1.4	167	1.5	225	الصحة Health
13.1	1,532	13.7	1,992	النقل Transportation
5.6	658	5.7	827	الاتصالات Communications
3.1	359	3.2	460	الترفيه والثقافية Entertainment and Culture
2.9	336	2.5	358	التعليم Education
5.6	657	5.0	726	المطاعم والفنادق Restaurants and Hotels
12.6	1,478	14.1	2,063	السلع والخدمات الشخصية المتنوعة Personal Goods and Services
100.0	11,728	100.0	14,584	الإجمالي Total





Table 48

## Average household monthly expenditure by main expenditure groups

Main Expenditure Group	الإجمالي Total	سعودي Saudi	مجموعة الإنفاق الرئيسية
Food And Beverages	2,201.8	2,621.0	الأغذية والمشروبات
Cereals and Cereal Products	242.9	276.1	الخبز و الحبوب
Meat and Poultry	784.8	1,033.5	اللحوم والدواجن
Fish and Crustaceans	133.9	152.2	السّمك و طعام البحر
Dairy Products and Eggs	200.1	221.4	الحليب ومنتجاته والبيض
Oils and Fats	76.8	90.2	الزيوت والدهون
Fruits and Nuts	173.0	190.2	الفواكه والمكسرات
Vegetables	180.6	183.8	الخضار
Sugar, Jam, Honey, Chocolate and sweets	113.3	134.9	السكر والمربى والعسل والشكولاتة والحلويات
Food Products n.e.c	87.7	104.4	منتجات غذائية غير مصنفة في مكان آخر.
Coffee, Tea and Cocoa	74.9	90.1	القهوة والشاي والكاكاو وما شابهها
Mineral Waters, Soft Drinks and Juices	133.8	144.2	المياه المعدنية والمرطبات والعصائر
Tobacco	69.9	49.7	التبغ
Apparel and footwear	492.3	598.9	الملابس والأحذية
Apparel Material	44.4	48.6	مواد الملابس وإكسسوارات الملابس
Ready-Made Clothes and Tailoring Charges	353.8	444.8	الملابس الجاهزة وخياطة الملابس
Shoes and Other Foot Wear	94.1	105.5	الأحذية وغيرها مما يلبس في القدم
Housing, Water, Electricity, Gas, and Other Fuels	2,988.7	3,616.3	السكن والمياه والكهرباء والغاز ووقود أخرى
Actual rentals paid by tenants	2,457.8	2,929.6	الإيجار المدفوع للسكن
Materials for the Maintenance of Housing	60.6	92.8	المواد اللازمة لأعمال ترميم وصيانة المسكن
Services Restoration, Maintenance of House	47.7	70.3	خدمات ترميم وصيانة المسكن
Water Supply and Sanitation	109.6	136.3	مصاريف المياه والصرف الصحي
Waste Collection and Disposal	0.5	0.7	جمع النفايات
Electricity	275.1	341.8	الكهرباء
Gas	27.4	31.1	الغاز
Liquid and Solid Fuels	9.9	13.8	الوقود السائل والصلب
Home Furnishing	789.3	1,047.8	تأثيث وتجهيزات المنزل وصيانتها
Furniture, Carpets, Household Textiles	325.2	429.6	الأثاث والسجاد والمنسوجات المنزلية





Durable and not Durable Household Equipment	294.7	372.4	الأجهزة والأدوات المنزلية المعمرة وغير المعمرة
Domestic Services and household Health	169.3	245.7	الخدمات المنزلية والأسرية
Pharmaceutical Products and Other Medical Products	167.0	224.7	الصحة
Therapeutic Appliances and Equipment	35.8	42.4	المنتجات الصيدلانية والمنتجات الطبية الأخرى
Patient Services	13.7	18.8	الأجهزة والمعدات العلاجية
Hospital Services	82.2	116.0	خدمات المرضى
Transport	35.4	47.5	خدمات المستشفيات
Transport Equipment, Pursuance	1,531.7	1,992.1	النقل
Personal Transport Equipment	972.6	1,307.4	وسائل النقل والمواصلات
Transportation Fees	440.0	575.5	تشغيل معدات النقل الشخصية
Communications	119.1	109.3	خدمات النقل
Communication Appliances	658.3	826.6	الاتصالات
Communication Costs and Mail	101.7	133.3	أجهزة الاتصالات
Recreation and Culture	556.5	693.3	خدمات الهاتف والفاكس والبريد
Audio-Visual, Photographic and Information	358.9	460.2	الترفيه والثقافة
Equipment for Sport, Camping and Open-Air Recreation	106.1	133.3	المعدات السمعية والبصرية ومعدات التصوير والمعلومات
Gardens, Pets and other services	1.7	2.3	معدات الرياضة والتخييم والترفيه في الهواء الطلق
Recreational And Culture Services	24.6	35.6	الحدائق والحيوانات الأليفة والأصناف الترفيهية الأخرى
Stationery , Books and Newspapers	68.6	101.6	خدمات ترفيهية وثقافية
Package Holidays	42.2	48.7	الكتب والصحف والقرطاسية
Education	115.7	138.7	عروض العطلات والسياحة
Restaurants and Hotels' Services	336.0	358.0	التعليم
Restaurants, Cafes and the Like	656.8	725.5	المطاعم والفنادق
Canteens and Cafeterias	472.1	491.9	المطاعم والمقاهي وما شابهها
Accommodation and Furnished Services	125.2	163.2	المقاصف
Miscellaneous Personal Goods and Services	59.4	70.4	خدمات الفنادق والشقق المفروشة
Personal Grooming Services	2,567.4	3,604.6	السلع والخدمات الشخصية المتنوعة
Other Personal Effects	152.9	197.8	العناية الشخصية
Social Service	293.8	442.4	الأمثلة الشخصية غير المصنفة تحت بند آخر
	22.6	34.9	الخدمات الاجتماعية







Life Insurance	0.1	0.02	التأمين على الحياة
House Insurance	0.1	0.1	التأمين على المسكن
Health Insurance	12.1	4.3	التأمين على الصحة
Transport Insurance	47.4	60.6	التأمين المتصل بالنقل
Other Insurance	0.1	0.1	أنواع أخرى من التأمين
Banking Fees	8.5	2.6	الخدمات البنكية
Other Financial Services	2,030.0	2,861.9	خدمات أخرى غير مصنفة في مكان آخر
<b>Total</b>	<b>12,818</b>	<b>16,125</b>	<b>الإجمالي</b>





Table 49

## Average per-capita monthly expenditure by main expenditure groups

Major Expenditure Group	الإجمالي Total	سعودي Saudi	مجموعة الإنفاق الرئيسية
Food And Beverages	495.6	516.1	الأغذية والمشروبات
Cereals and Cereal Products	55.0	54.6	الخبز و الحبوب
Meat and Poultry	169.3	204.1	اللحوم والدواجن
Fish and Crustaceans	30.5	29.8	السّمك و طعام البحر
Dairy Products and Eggs	46.1	44.0	الحليب ومنتجاته والبيض
Oils and Fats	17.5	17.8	الزيوت والدهون
Fruits and Nuts	40.2	37.2	الفواكه والمكسرات
Vegetables	43.2	36.1	الخضار
Sugar, Jam, Honey, Chocolate and sweets	25.5	26.2	السكر والمربى والعسل والشكولاتة والحلويات
Food Products n.e.c	19.5	20.3	منتجات غذائية غير مصنفة في مكان آخر
Coffee, Tea and Cocoa	16.9	17.8	القهوة والشاي والكاكاو وما شابهها
Mineral Waters, Soft Drinks and Juices	31.9	28.3	المياه المعدنية والمرطبات والعصائر
Tobacco	16.1	9.8	التبغ
Apparel and footwear	107.6	116.3	الملابس والأحذية
Apparel Material	10.6	9.6	مواد الملابس وإكسسوارات الملابس
Ready-Made Clothes and Tailoring Charges	75.7	86.2	الملابس الجاهزة وخياطة الملابس
Shoes and Other Foot Wear	21.4	20.6	الأحذية وغيرها مما يلبس في القدم
Housing, Water, Electricity, Gas, and Other Fuels	572.0	607.3	السكن والمياه والكهرباء والغاز وأنواع الوقود الأخرى
Actual rentals paid by tenants	469.4	485.9	الإيجار المدفوع للسكن
Materials for the Maintenance of Housing	8.4	13.0	المواد اللازمة لأعمال ترميم وصيانة المسكن
Services Restoration, Maintenance of House	7.8	11.5	خدمات ترميم وصيانة المسكن
Water Supply and Sanitation	22.1	24.8	مصاريف المياه والصرف الصحي
Waste Collection and Disposal	0.1	0.1	جمع النفايات
Electricity	55.9	63.2	الكهرباء
Gas	6.3	6.1	الغاز
Liquid and Solid Fuels	2.0	2.7	الوقود السائل والصلب
Home Furnishing	147.5	180.3	تأثيث وتجهيزات المنزل وصيانتها



Furniture, Carpets, Household Textiles	59.6	69.7	الأثاث والسجاد والمنسوجات المنزلية
Durable and not Durable Household Equipment	61.5	71.4	الأجهزة والأدوات المنزلية المعمرة وغير المعمرة
Domestic Services and household Health	26.5	39.2	الخدمات المنزلية والأسرية
Pharmaceutical Products and Other Medical Products	31.3	38.9	الصحة
Therapeutic Appliances and Equipment	7.8	8.5	المنتجات الصيدلانية والمنتجات الطبية الأخرى
Patient Services	2.1	2.7	الأجهزة والمعدات العلاجية
Hospital Services	15.0	20.1	خدمات المرضى
Transport	6.5	7.6	خدمات المستشفيات
Transport Equipment, Pursuance	300.3	370.0	النقل
Personal Transport Equipment	189.7	240.7	وسائل النقل والمواصلات
Transportation Fees	91.5	111.5	تشغيل معدات النقل الشخصية
Communications	19.2	17.8	خدمات النقل
Communication Appliances	143.5	160.4	الاتصالات
Communication Costs and Mail	19.6	24.8	أجهزة الاتصالات
Recreation and Culture	123.9	135.6	خدمات الهاتف والفاكس والبريد
Audio-Visual, Photographic and Information	64.9	84.1	الترفيه والثقافة
Equipment for Sport, Camping and Open-Air Recreation	19.7	24.8	المعدات السمعية والبصرية ومعدات التصوير والمعلومات
Gardens, Pets and other services	0.2	0.3	معدات الرياضة والتخييم والترفيه في الهواء الطلق
Recreational And Culture Services	4.3	6.1	الحدائق والحيوانات الأليفة والأصناف الترفيهية الأخرى
Stationery , Books and Newspapers	13.7	19.9	خدمات ترفيهية وثقافية
Package Holidays	10.0	9.6	الكتب والصحف والقرطاسية
Education	16.9	23.3	عروض العطلات والسياحة
Restaurants and Hotels' Services	78.2	65.9	التعليم
Restaurants, Cafes and the Like	131.5	132.5	المطاعم والفنادق
Canteens and Cafeterias	101.3	93.3	المطاعم والمقاهي وما شابهها
Accommodation and Furnished Services	23.4	29.3	المقاصف
Miscellaneous Personal Goods and Services	6.8	10.0	خدمات الفنادق والشقق المفروشة
Personal Grooming Services	432.5	575.0	السلع والخدمات الشخصية المتنوعة
Other Personal Effects	30.7	36.3	العناية الشخصية
	47.5	69.9	الأمثلة الشخصية غير المصنفة تحت بند آخر





Social Service	2.4	3.6	الخدمات الاجتماعية
Life Insurance	0.0	0.01	التأمين على الحياة
House Insurance	0.0	0.02	التأمين على المسكن
Health Insurance	3.9	0.7	التأمين على الصحة
Transport Insurance	9.2	10.7	التأمين المتصل بالنقل
Other Insurance	0.0	0.04	أنواع أخرى من التأمين
Banking Fees	3.3	0.5	الخدمات البنكية
Other Financial Services	335.5	453.2	خدمات أخرى غير مصنفة في مكان آخر
Total	2,521	2,856	الإجمالي





Figure (20) GINI Coefficient of Saudi household expenditure by administrative regions

