




General Authority for Statistics
Kingdom of Saudi Arabia



Hajj Statistics
1439

Hajj Statistics

2018 - 1439





الهيئة العامة للإحصاء
General Authority for Statistics

بِسْمِ
اللَّهِ
الرَّحْمَنِ
الرَّحِيمِ

Contents

	topic	Page
1	Introduction	1
2	Abstract	6
	Totals	
3	Total number of pilgrims 1439 H	8
4	Total number of pilgrims in ten years	9
5	A chart demonstrating the total number of pilgrims in ten years	10
6	Total number of pilgrims coming from inside and outside Saudi Arabia in ten years	11
7	Comparison between the numbers of non-Saudi pilgrims who come from inside and outside Saudi Arabia to Makkah in 1438H and 1439H by groups of countries	12
	Pilgrims coming from inside Saudi Arabia	
8	Pilgrims coming from inside by gender and way of arrival	14
9	Arrival of pilgrims coming from inside Saudi Arabia (Saudis and non-Saudis) by way of arrival	15
10	Saudi pilgrims arrival by way of arrival	16
11	A chart demonstrating arrival of pilgrims coming from inside Saudi Arabia by way of arrival	17
12	A chart demonstrating domestic pilgrims arrival by date of arrival	18
13	Non-Saudi pilgrims who come from inside Saudi Arabia by nationality and gender 1439 H	19
14	A chart demonstrating the distribution of non-Saudi pilgrims who come from inside Saudi Arabia by their nationalities	20
15	Non-Saudi pilgrims who come from inside Saudi Arabia by way of arrival classified according to their nationalities	21
16	Non-Saudi pilgrims who come from inside Saudi Arabia by date of arrival and nationality	22
17	A comparison between the numbers of non-Saudi pilgrims who come from inside Saudi Arabia by their nationalities in 1438 H and 1439 H	23
18	A chart demonstrating a comparison between the numbers of non-Saudi pilgrims who come from inside Saudi Arabia by their nationalities in 1438 H and 1439 H	24
	Vehicles	
19	Comparing the number of vehicles carrying pilgrims who come from inside Saudi Arabia to Makkah by type of vehicle	26
20	Number of vehicles carrying pilgrims who come from inside Saudi Arabia to Makkah by type of vehicle and date of arrival	27
21	Number of vehicles carrying pilgrims who come from inside Saudi Arabia to Makkah by type of vehicle and way of arrival	28
22	A Chart showing the vehicles carrying pilgrims who come from inside Saudi Arabia to Makkah by way of arrival	29
23	A chart showing the number of vehicles carrying pilgrims who come from inside Saudi Arabia to Makkah by type of vehicle and date of arrival	30
	Pilgrims coming from outside Saudi Arabia	
24	Pilgrims coming from outside Saudi Arabia by gender and way of arrival 1439 H	32
25	A chart showing 1439 H pilgrims who come from outside Saudi Arabia by gender and way of arrival	33
26	Pilgrims who come from outside Saudi Arabia by gender and date of arrival 1439 H	34
27	A chart showing the arrival of pilgrims who come from outside Saudi Arabia in 1439 H. by date of arrival	35
28	Pilgrims who come from outside Saudi Arabia by gender, date and way of arrival 1439 H	36
29	A comparison between the numbers of pilgrims who come from outside Saudi Arabia in the years 1438 H and 1439 H by way of arrival	37
30	A chart showing the number of pilgrims who come from outside Saudi Arabia by way of arrival for the years 1438 H & 1439 H	38
31	Comparison between the numbers of pilgrims who come from outside Saudi Arabia in 1438H and 1439 H by groups of countries	39
	Labor Force Who Serve Pilgrims	
32	Number of labor force serving pilgrims by gender and sector, 1439H	41
33	A chart demonstrating the number of labor forces who serve pilgrims by gender and sector, 1439H	42

Introduction

While implementing the domestic pilgrims statistics program, GaStat depends on the comprehensive counting method to count all arriving pilgrims to Makkah. This can be done through the Hajj statistics centers which can be found at all entrances of Makkah. There are also some supporting centers in Jeddah, Taif, and Madinah. The counting process starts from 1/12 till 9/12 at 6:00 PM.

The Hajj statistics program aims at providing thorough and accurate data about the numbers of pilgrims according to their arrival ways and times. This would help in preparing plans and programs that are necessary to provide a distinct care for all pilgrims.

The used unit in this process is the Muhrem (a pilgrim who is in ritual devotion). The counting process includes all Saudi and non-Saudi - male and female individuals who arrive from the other Saudi cities to Makkah for the purpose of Hajj. In this counting procedures, researchers collect the data of all domestic pilgrims cars. The data includes the car type and pilgrims total distributed according to their gender and nationality.

During this year, GaStat has developed and improved the data collection mechanism by using portable devices which help in getting the total results of pilgrims numbers classified according to their nationalities, arrival centers, and arriving times.

On the other hand, GaStat is estimating the numbers of pilgrims who are from Makkah itself by using the field surveys that are conducted periodically on a sample of households who live in Makkah. The surveys are used to recognize the percentage of pilgrims. This number plus the number of pilgrims who arrive from other Saudi regions represent the total number of domestic pilgrims. As for foreign pilgrims, the general directory of passports counts them and provide the authority with their numbers distributed according to their gender, nationality, way and time of arrival.

The authority aims at clarifying the image for all officials, planners, researchers, and those who study pilgrims numbers and distributions according to gender, nationality, way and time of arrival so that these thorough data help in providing the best services for pilgrims.

Hajj Statistics Objectives

- Providing accurate statistics about pilgrims coming from inside Saudi Arabia so that they can be added to the numbers of pilgrims coming from outside Saudi Arabia to get the total number of pilgrims.
- Completing all programs of future plans to guarantee providing all necessary services for pilgrims (either social, health, security, food, or transportation services) by using an accurate time series of data about the numbers of pilgrims.
- Estimating the necessary labor forces for serving pilgrims and keeping them secured and comfortable during the season of Hajj.
- Using the pilgrims' data and numbers by any authority concerned with the main facilities and arrangements in Makkah, and taking these data into account when preparing any plans.
- Setting the necessary annual traffic plans including the plans of Tase'ed and Nafrah.
- Providing researchers and all beneficiaries with accurate data and information about Hajj statistics.
- Using the data of pilgrims numbers in evaluating the activities conducted by any concerned authority.
- Recognizing any change in the arrival way of pilgrims coming from outside Saudi Arabia, and using the arrival road for pilgrims coming from inside Saudi Arabia.

Hajj Statistics Historical Development

Depending on the Saudi general statistics and information system which indicated in its second item that the General authority for Statistics is the only official statistical reference in Saudi Arabia. The third item stated that the General Authority for Statistics is authorized to conduct all kinds of statistics. Therefore, GASTAT has started conducting the Hajj statistics process since (1390H) to fulfill the beneficiaries needs and help any concerned authority.

During this long period of time (48 years), GASTAT has exerted big efforts to develop the methodologies of data collection, aiming at reaching the highest levels of accuracy and comprehension.

In addition, the use of technology in Hajj statistics has collaborated in facilitating the way of getting results. The authority keeps improving its methodologies and programs that are used to collect, process, analyze, and publish data in order to increase the credibility and containment of published data. GASTAT also uses specialized technologies that solve the problems of timing and distance which are two obstacles that slow the processing of data, consequently slow the process of publishing the outputs of Hajj statistics. Therefore, the authority has applied a recent methodology to collect data. This methodology uses the most recent technologies and programs that help to collect data automatically by using portable devices. these devices are faster so that the daily and total results of pilgrims numbers (classified by their nationalities, arrival centers, and time of arrival) can be obtained in a shorter time.

As GASTAT constantly develop its procedures in the process of Hajj statistics, it has developed an interactive map through which Hajj statistical data are published and updated every 6 hours during the days of enumeration. They have been linked with other statistical data groups (time and spatial dimensions) which are collected in the field during the period (1-9) of Dhu-Al-Hijjah. This makes the collected statistical data more comprehensible and more understandable, and provides decision makers with statistical and geo-spatial analysis as well.

However, the bulletin of Hajj statistics of this year includes a table that shows the number of labor forces serving pilgrims by gender and sector. This includes supervision and follow-up services, public services which contain the services of security, energy, awareness, and the two holy mosques affairs. It also includes health services, transportation services, and communication services.

Moreover, two additional tables were added, the first contains a comparison of the numbers of pilgrims coming from outside Saudi Arabia by groups of countries, and the second contains a comparison of the numbers of non-Saudi pilgrims arriving from inside and outside Saudi Arabia to Makkah in 1438H and 1439H by groups of countries.

Definitions and Terms Used in Hajj Statistics:

Enumeration Unit

The used counting unit is the Muhrem, which means the counting process of domestic pilgrims is limited to Muhrem individuals who have been counted in the Hajj statistics centers which can be found at all Makkah entrances.

Enumeration Range and Coverage

The counting process includes all Saudi, non-Saudi, male, and female individuals who arrive to Makkah from the other Saudi cities for the purpose of Hajj. The counting process does not include pilgrims who arrive from other countries as they are already counted by the general directory of passports.

Enumeration Method

The comprehensive counting method is used in this process. It is used among all pilgrims (domestic and foreign). Therefore, GASTAT does count domestic pilgrims (classified by their nationalities) through its centers in all entrances of Makkah.

However, GASTAT uses diverse methods to support the main centers while counting pilgrims. An example of these methods is: finding supporting centers in Medina, Jeddah, and Taif. Each year, GASTAT face many challenges in the process of pilgrims counting. Despite the continuous changes in the size of pilgrims' flow and time of arrival, GASTAT works on short-term plans and improves the capabilities of its employees to overcome these challenges.

Process' Time Period

Given the importance of Hajj statistics in planning and services providing to the pilgrims, GASTAT is implementing the Hajj statistics on an annual basis. It publishes an annual bulletin containing all the data on number of pilgrims classified by gender, nationality and date of arrival.

The Estimated Number of pilgrims in Makkah

GASTAT estimates the number of Makkah pilgrims through a sample household survey that is implemented on a regular basis, wherein 1433H., it conducted a survey on Makkah pilgrims' estimated numbers, which showed that (20.5%) from Makkah residents performed pilgrimage in 1432H.

Enumeration Data

It includes the collected data in detail such as gender, collection time and data and type of vehicle carrying pilgrims.

Method of data collection and processing

GASTAT's staff who are present in the six centers of Hajj statistics which are established on the entrances of Makkah city, conduct a comprehensive counting of people entering Makkah to perform the pilgrimage, starting from (1/12) each year. The counting technique that researchers use is through entering data of each vehicle carrying domestic pilgrims, including type of vehicle, total of pilgrims divided by gender and nationality in the electronic form programmed on tablets. The entered data is assigned to a time dimension (time of data entry) and a place dimension (data collection site coordinates). Then, these data are transferred to the databases of data entry center through a transmission and data synchronization system between the handheld devices and the center's databases. Next, the data is transferred automatically to the main database in Makkah. Finally, the data is processed and daily reports and Hajj statistics' bulletin is extracted.

The General Directory of Passports, as noted before, counts foreign pilgrims by their staff who are present in all entrances of Saudi Arabia, either sea, land or air.

Hajj Statistics' Centers

The centers established by GASTAT for implementing Hajj Statistics are divided into two types according to the nature of its work, first main centers and the second are supporting centers. With the exception of the main center located at the center of Makkah, all centers are located at Makkah entrances and they are surrounding the city from all directions. The supporting centers aims at supporting the centers that faces traffic jams caused by high number of pilgrims' vehicles crossing through them. The following is a clarification of the Hajj statistics' main and supporting centers:

First: Main Centers

1. The main center is located in the city of Makkah and it is the Administrative and technical supervision headquarters of the Hajj Statistics operation.
2. Makkah / Jeddah Highway center is located on Makkah/Jeddah highway and considered the largest and most important center as it, where it is the main crossing road for pilgrims coming from Jeddah city road.
3. Old Makkah / Jeddah center is located on old Makkah/Jeddah road and considered a second cross road for arrivals from Jeddah city.
4. Altan'eim Center is located on the road between Medina and Makkah, where the pilgrims coming from Medina and surrounding villages in addition to the pilgrims visiting Medina before performing the pilgrimages are counted through it.
5. Alshraie' center is located on the road connecting Makkah and Alta'if through the Sail, where pilgrims coming from Riyadh/Makkah road are counted.

6. Alkar center is located on the road connecting between Makkah/Alta'if through Alhada, where pilgrims coming from Taif and surrounding villages, 'Aseer region or Albahah are counted.
7. South center is located on Allaith/Jazan road near Alsa'diah village, and through this center pilgrims come from Jazan region and regions located on the coast.

Second: Supporting Centers

Several supporting centers are held in Medina, Jeddah and Ta'if especially in the parking of domestic pilgrims' transportation, airports, Mass Transit Stations and Ihram Meeqats, as follows:

1. Jeddah center, and it aims to support and assist the main center held on Makkah/Jeddah highway especially on peak days which are the 7th,8th and 9th of Dhu Al-Hijjah. These centers are distributed in King Abdulaziz airport, Mass transit station beside other locations in Jeddah city.
2. Medina center, and it aims to support and assist Altan'eim main center, and it is located in Abiar 'Ali. It is Ihram location for people coming from Medina Road. The importance of this center comes second after Jeddah supporting center. And to cover counting all arrivals from Medina through this center, the working staff has been divided into two groups, one is in Abiar 'Ali region and the other is on the same highway connecting Medina city and Makkah near the passport center.
3. Alta'if center, and it aims to support and assist Alshraie' center and is located in Alsail Alkabeer village, which is the Ihram location for those who are coming to the city of Makkah from east through Alhowia road passing by Alsail.

Data Bulletin

The Hajj statistics' program bulletin contains a comprehensive and accurate data and information about the number of pilgrims according to days of arrival and way of arrival. The research bulletin includes a number of key tables and charts; the major tables are:

- Total number of pilgrims in 1439H
- Total number of pilgrims during the past ten years
- Number of pilgrims coming from inside and outside Saudi Arabia during the past ten years.
- Comparing the numbers of non-Saudi pilgrims who come from inside and outside Saudi Arabia in the years 1438H and 1439H by groups of countries
- Pilgrims coming from inside Saudi Arabia by gender and way of arrival.
- Pilgrims' arrival by way of arrival.
- Non-Saudi pilgrims who come from inside Saudi Arabia by gender and nationality.
- Non-Saudi pilgrims who come from inside Saudi Arabia by way of arrival classified by nationalities.
- Comparing the number of non-Saudi pilgrims who come from inside Saudi Arabia by nationalities.
- Number of vehicles carrying pilgrims coming from inside Saudi Arabia to Makkah by type of vehicle and date of arrival.
- Pilgrims coming from outside Saudi Arabia distributed by gender and way of arrival.
- Pilgrims coming from outside Saudi Arabia distributed by gender and date of arrival.
- Comparing the number of pilgrims coming from outside Saudi Arabia by way of arrival.
- Comparing the number of pilgrims coming from outside Saudi Arabia in 1438H and 1439H by groups of countries
- Number of labor forces serving pilgrims

خلاصة عامة بإحصاءات الحج لعام ١٤٣٩ هـ

Abstract of Hajj Statistics 1439 H

Total pilgrims	2,371,675	إجمالي الحجاج
----------------	-----------	---------------

Domestic pilgrims

حجاج الداخل

Pilgrims by nationality	عدد الحجاج Number of pilgrims	الحجاج حسب جنسياتهم
Saudis	211,736	السعوديون
Non-Saudis	401,217	غير السعوديين
Total	612,953	الجملة

Foreign pilgrims

حجاج الخارج

الجملة Total	إناث Females	ذكور Males
1,758,722	827,272	931,450

Vehicles carrying the domestic pilgrims to Makkah

السيارات الناقلة للحجاج الداخل إلى مكة المكرمة

Number of vehicles	32,289	عدد السيارات
--------------------	--------	--------------

Totals



إجمالي الحجاج لعام ١٤٣٩ هـ

Total number of pilgrims 1439 H

Pilgrims		النسبة إلى الإجمالي Ratio to total	عدد الحجاج Number of pilgrims			الحجاج
			الجملة Total	إناث Females	ذكور Males	
Domestic Pilgrims	Saudis	Arrivals to Makkah	131,006	59,716	71,290	قادمون إلى مكة المكرمة
		* From Makkah	80,730	33,466	47,264	* من مدينة مكة المكرمة
		Total	211,736	93,182	118,554	المجموع
	Non-Saudis	Arrivals to Makkah	108,956	38,164	70,792	قادمون إلى مكة المكرمة
		* From Makkah	292,261	85,930	206,331	* من مدينة مكة المكرمة
		Total	401,217	124,094	277,123	المجموع
Total domestic pilgrims		%25.8	612,953	217,276	395,677	جملة حجاج الداخل
Foreign pilgrims		%74.2	1,758,722	827,272	931,450	حجاج الخارج
Total pilgrims		%100	2,371,675	1,044,548	1,327,127	إجمالي الحجاج

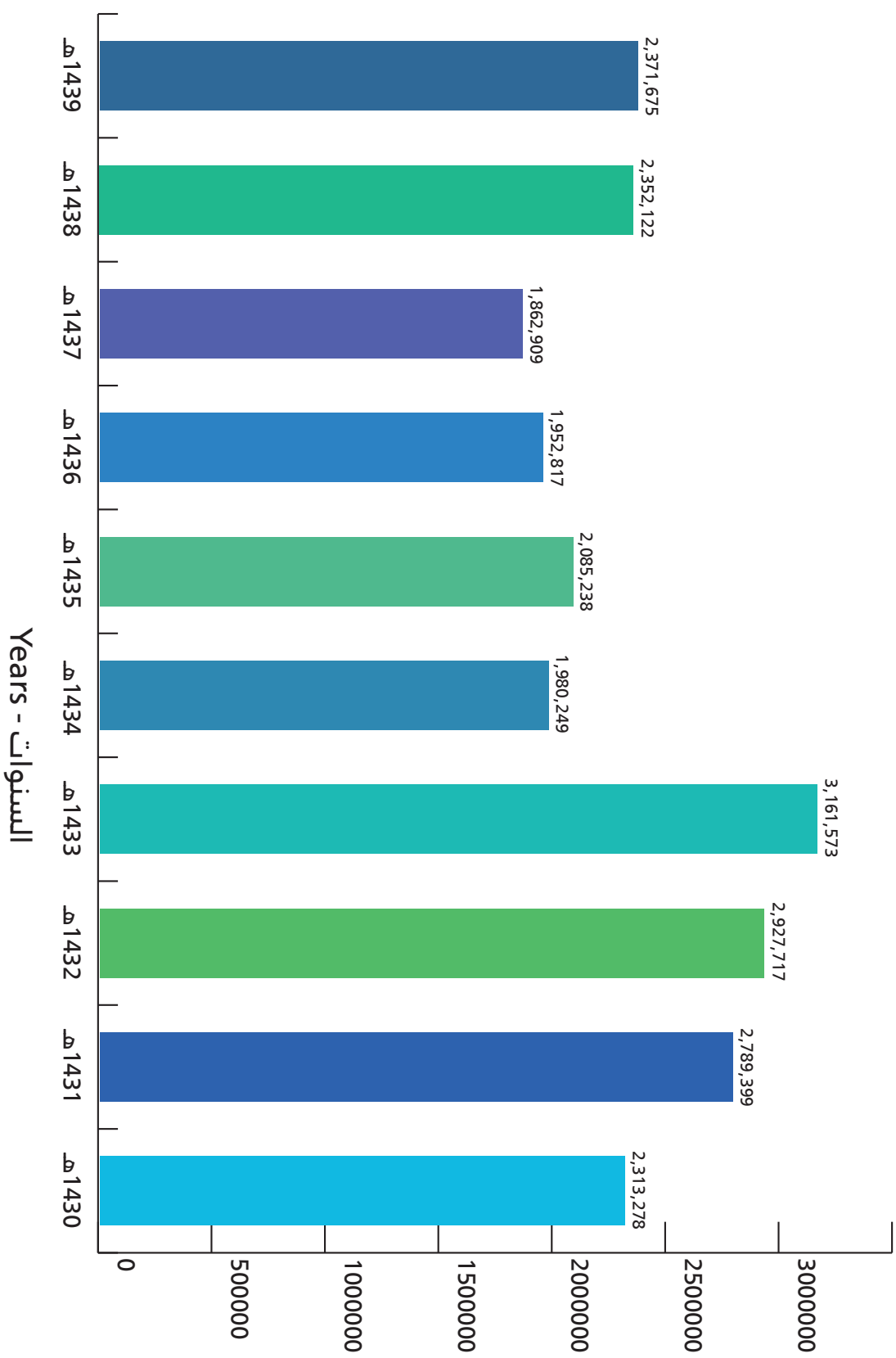
إجمالي الحجاج خلال عشر سنوات من عام ١٤٣٠ هـ إلى عام ١٤٣٩ هـ

Total number of pilgrims in Ten years 1430 H - 1439 H

عدد الحجاج Number of pilgrims	السنوات Years
2,313,278	1430
2,789,399	1431
2,927,717	1432
3,161,573	1433
1,980,249	1434
2,085,238	1435
1,952,817	1436
1,862,909	1437
2,352,122	1438
2,371,675	1439

إجمالي الحجاج خلال عشر سنوات من عام ١٤٣٠ هـ إلى عام ١٤٣٩ هـ

Total number of pilgrims in ten years 1430 H - 1439 H



عدد الحجاج - Number of pilgrims

عدد الحجاج (من الداخل والخارج) خلال الأعوام
من عام ١٤٣٠ هـ إلى عام ١٤٣٩ هـ

Total number of pilgrims coming (from inside and outside Saudi Arabia)
in ten years 1430 H - 1439 H

الحجاج من الخارج Foreign pilgrims	الحجاج من الداخل Domestic pilgrims	جملة الحجاج Total pilgrims	السنوات Years
1,613,965	699,313	2,313,278	1430
1,799,601	989,798	2,789,399	1431
1,828,195	1,099,522	2,927,717	1432
1,752,932	1,408,641	3,161,573	1433
1,379,531	600,718	1,980,249	1434
1,389,053	696,185	2,085,238	1435
1,384,941	567,876	1,952,817	1436
1,325,372	537,537	1,862,909	1437
1,752,014	600,108	2,352,122	1438
1,758,722	612,953	2,371,675	1439

مقارنة أعداد الحجاج غير السعوديين (من الداخل والخارج) القادمين إلى مدينة مكة المكرمة بين عامي ١٤٣٩هـ و ١٤٣٨هـ حسب مجموعات الدول

Comparison between the numbers of non-Saudi pilgrims who come (from inside and outside Saudi Arabia) to Makkah in 1438H and 1439H by groups of countries

Countries Groups	الفرق Difference		عدد الحجاج في عام Number of pilgrims in		مجموعات الدول
	النسبة Ratio	مقداره Amount	1438	1439	
GCC countries	%3.7	1287	34,507	35,794	دول مجلس التعاون
Arab Countries Excluding GCC Countries	%5.4	24,043	441,467	465,510	الدول العربية عدا دول مجلس التعاون
Asian Countries Excluding Arab Countries	%0.5	5,620	1,077,908	1,083,528	الدول الآسيوية عدا الدول العربية
African Countries Excluding Arab Countries	-%10.9	-20,651	188,610	167,959	الدول الإفريقية عدا الدول العربية
European countries	%4.6	3,918	85,450	89,368	الدول الأوروبية
North and South America countries and Australia	%10.7	2,475	23,044	25,519	دول أمريكا الشمالية والجنوبية وأستراليا
Total	%0.9	16,692	1,850,986	1,867,678	الجملة

Reference: Passport General department- statistics division

- المصدر: المديرية العامة للجوازات- قسم الإحصاء

Domestic pilgrims



الحجاج من داخل المملكة لعام ١٤٣٩ هـ موزعين حسب الجنس وطريق القدوم

Pilgrims coming from inside in 1439H by gender and way of arrival

Roads	جملة الحجاج Total			غير سعوديين Non-Saudis		سعوديون Saudis		الطرق
	جملة Total	إناث Females	ذكور Males	إناث Females	ذكور Males	إناث Females	ذكور Males	
Jeddah- Makkah road \ High way	91,678	39,884	51,794	17,416	26,313	22,468	25,481	طريق جده / مكة السريع
Jeddah- Makkah road \ Old	3,591	978	2,613	431	1,631	547	982	طريق جده / مكة القديم
Taif- Makkah road	10,014	4,040	5,974	473	1,172	3,567	4,802	طريق الطائف / مكة
Madinah- Makkah road	42,775	17,558	25,217	6,067	12,203	11,491	13,014	طريق المدينة / مكة
South- Makkah road	21,304	8,197	13,107	1,090	3,983	7,107	9,124	طريق الجنوب / مكة
Sharae'a- Makkah road	70,600	27,223	43,377	12,687	25,490	14,536	17,887	طريق الشرائع / مكة
Total	239,962	97,880	142,082	38,164	70,792	59,716	71,290	الجملة
From Makkah	372,991	119,396	253,595	85,930	206,331	33,466	47,264	من مكة المكرمة
Total	612,953	217,276	395,677	124,094	277,123	93,182	118,554	الإجمالي

توافد الحجاج من الداخل (سعوديون وغير سعوديين) إلى مكة المكرمة من ١/١٢/١٤٣٩ هـ - ٩/١٢/١٤٣٩ هـ حسب طريق القدوم

Arrival of pilgrims coming from inside Saudi Arabia (Saudis and non-Saudis)
to Makkah al-Mukarramah from 1/12/1439 H - 9/12/1439H by way of arrival

الجملة Total		الشرايع / مكة Sharae'a- Makkah	الجنوب / مكة South- Makkah	المدينة / مكة Madinah- Makkah	الطائف / مكة Taif- Makkah	جدة / مكة Jeddah- Makkah		التاريخ Date
النسبة Ratio	العدد Number					القديم Old	السريع High way	
%0.5	1,209	451	39	79	41	33	566	12 / 1
%0.9	2,013	360	807	113	182	29	522	12 / 2
% 1.0	2,404	750	382	375	131	64	702	12 / 3
% 1.2	2,945	611	125	1,070	127	112	900	12 / 4
%2.3	5,604	2,727	268	400	229	59	1,921	12 / 5
%7.3	17,561	8,186	1,905	3,522	776	197	2,975	12 / 6
%53.7	128,755	47,030	14,502	25,928	4,789	964	35,542	12 / 7
%31.3	75,073	8,401	3,219	11,052	3,427	1,284	47,690	12 / 8
% 1.8	4,398	2,084	57	236	312	849	860	12 / 9
% 100	239,962	70,600	21,304	42,775	10,014	3,591	91,678	الجملة Total
	% 100	%29.4	% 8.9	% 17.8	%4.2	% 1.5	%38.2	النسبة Ratio

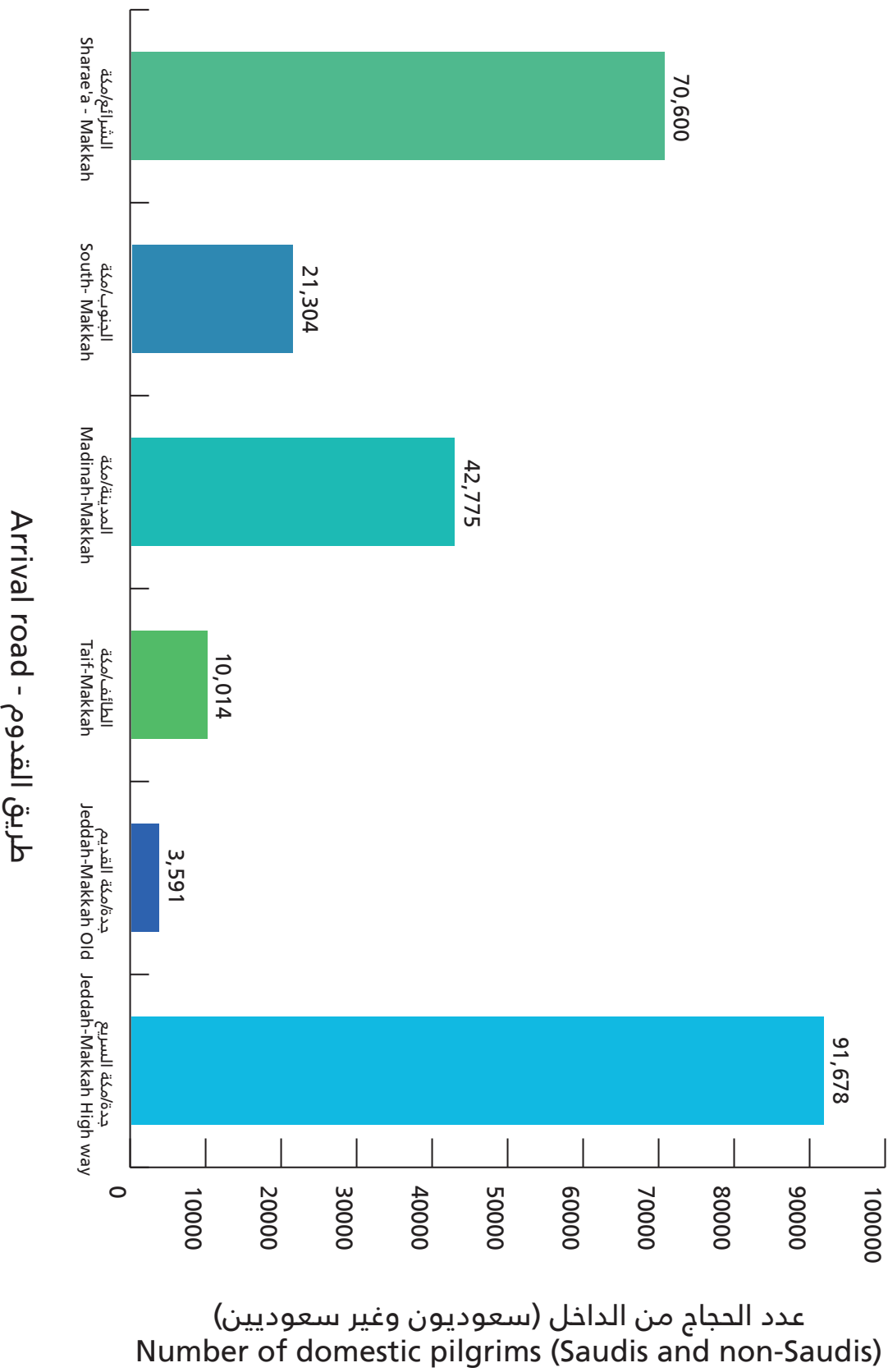
توافد الحجاج السعوديين من الداخل إلى مكة المكرمة
من ١٢/١/١٤٣٩ هـ - ٩/١٢/١٤٣٩ هـ حسب طريق القدوم

Saudi pilgrims arrival to Makkah al-Mukarramah
from 1/12/1439 H - 9/12/1439 H by way of arrival

الجملة Total		الشرائع / مكة	الجنوب / مكة	المدينة / مكة	الطائف / مكة	جدة / مكة Jeddah- Makkah		التاريخ
النسبة Ratio	العدد Number	Sharae'a- Makkah	South- Makkah	Madinah- Makkah	Taif- Makkah	القديم Old	السريع High way	Date
%0.2	321	139	30	33	33	0	86	12 / 1
%0.4	538	243	23	82	34	1	155	12 / 2
%0.9	1,153	495	81	279	100	10	188	12 / 3
%1.3	1,626	381	63	766	103	57	256	12 / 4
%2.9	3,736	2,180	199	246	166	18	927	12 / 5
%8.0	10,466	4,285	1,578	2,668	577	59	1,299	12 / 6
%53.9	70,652	19,128	11,543	14,363	4,101	484	21,033	12 / 7
%31.2	40,904	5,140	2,658	5,886	2,965	702	23,553	12 / 8
%1.2	1,610	432	56	182	290	198	452	12 / 9
%100	131,006	32,423	16,231	24,505	8,369	1,529	47,949	الجملة Total
	%100	%24.7	%12.4	%18.7	%6.4	%1.2	%36.6	النسبة Ratio

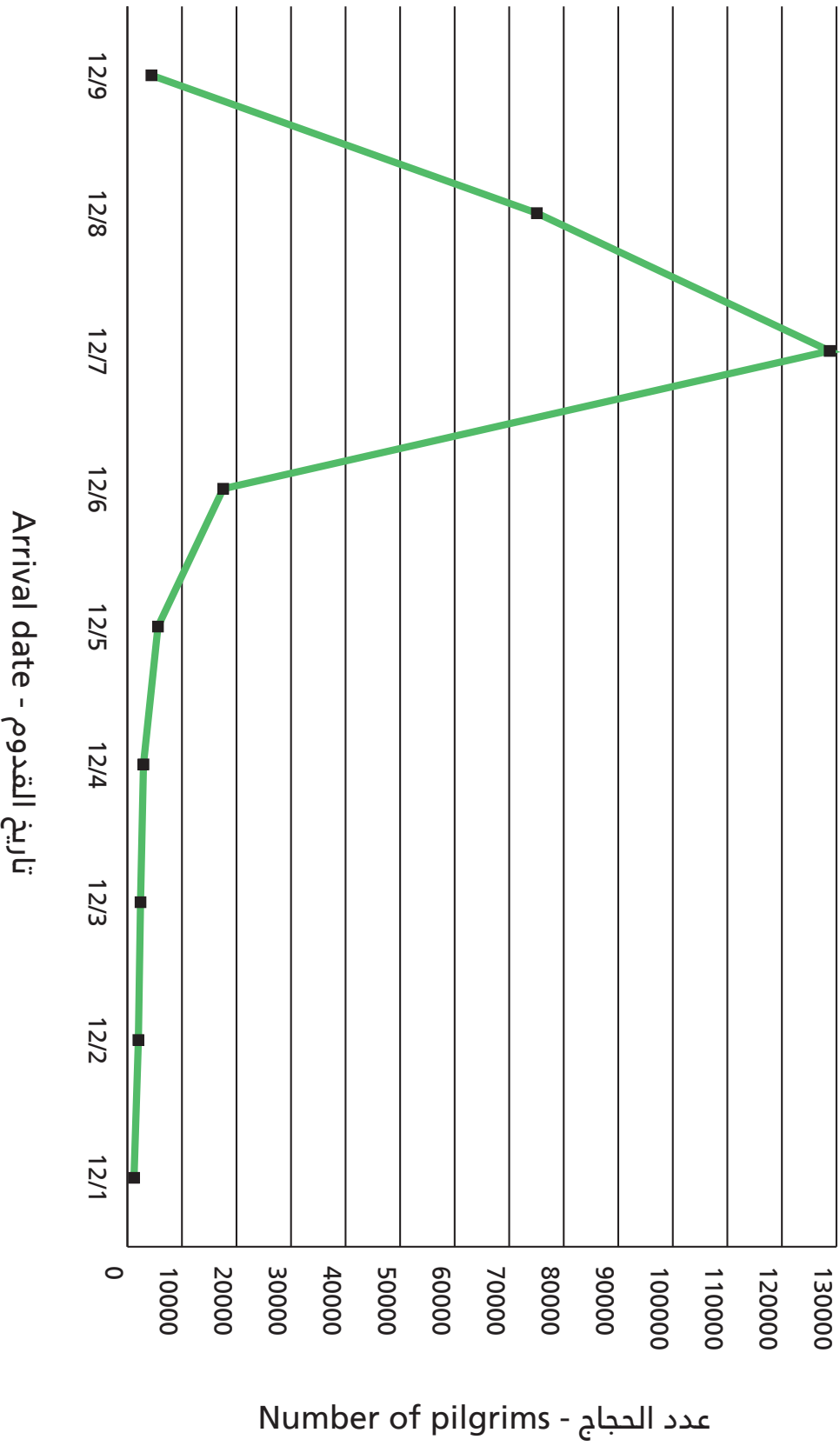
توافد الحجاج من الداخل إلى مدينة مكة المكرمة حسب طريق القدوم لعام ١٤٣٩ هـ

Arrival of pilgrims coming from inside Saudi Arabia by way of arrival in 1439 H



توافد الحجاج من الداخل حسب تاريخ القدوم وإعتباراً من أول ذي الحجة لعام 1439 هـ

Domestic pilgrims arrival by date of arrival As of the first Dhu Hijah 1439 H



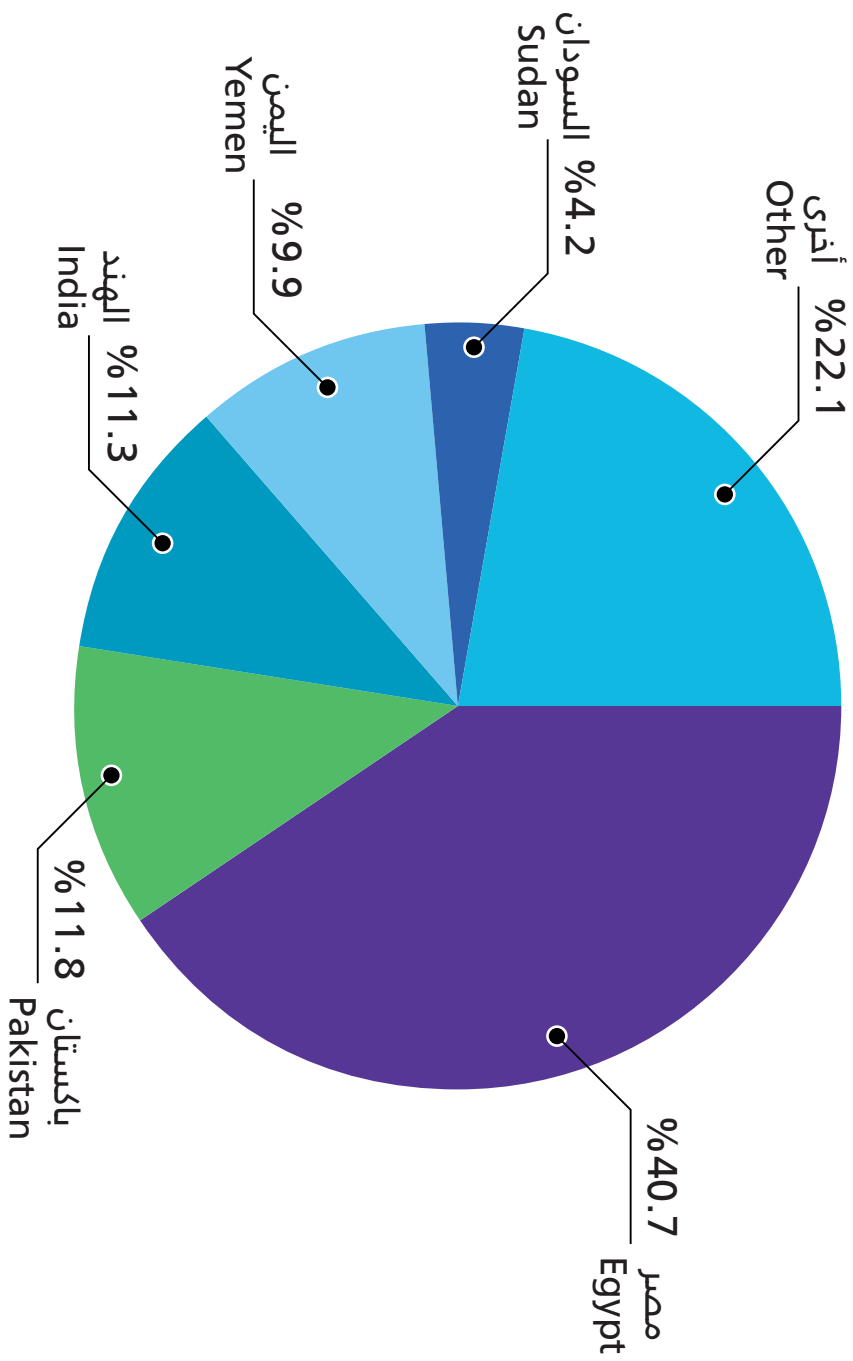
الحجاج غير السعوديين من الداخل لعام ١٤٣٩ هـ مصنفين حسب الجنس والجنسية

Non-Saudis domestic pilgrims in 1439 H by gender and nationality

Nationality	النسبة إلى الإجمالي Ratio to total	عدد الحجاج Number of pilgrims			الجنسية
		جملة Total	إناث Females	ذكور Males	
Egypt	%40.7	44,314	17,346	26,968	مصر
Pakistan	%11.8	12,838	3,556	9,282	باكستان
India	%11.3	12,319	3,691	8,628	الهند
Yemen	%9.9	10,823	3,967	6,856	اليمن
Sudan	%4.2	4,569	1,581	2,988	السودان
Jordan	%4.1	4,448	1,679	2,769	الأردن
Bangladesh	%4.0	4,387	507	3,880	بنجلاديش
Syria	%2.6	2,865	1,194	1,671	سوريا
Indonesia	%1.8	1,945	998	947	اندونيسيا
Kuwait	%0.9	971	391	580	الكويت
Philippines	%0.8	889	273	616	الفلبين
Palestine	%0.6	686	259	427	فلسطين
Tunisia	%0.6	649	251	398	تونس
Morocco	%0.6	623	265	358	المغرب
Nigeria	%0.5	527	174	353	نيجيريا
Malaysia	%0.4	464	218	246	ماليزيا
UAE	%0.4	437	181	256	الإمارات
Ethiopia	%0.3	353	152	201	إثيوبيا
Algeria	%0.3	311	100	211	الجزائر
Turkey	%0.3	308	75	233	تركيا
Other nationalities	%3.9	4,230	1,306	2,924	جنسيات أخرى
Total	%100	108,956	38,164	70,792	الجملة

الْحجَّاجُ غَيْرُ السُّعُودِيِّينَ مِنَ الدَّاخِلِ لِسَاحَةِ الْحَجِّ فِي ١٤٣٩ هـ بِمُصَنِّفِيْنِ حَسَبِ جِنْسِيَّاتِهِمْ

Non-Saudis domestic pilgrims in 1439 H by their nationalities



الحجاج غير السعوديين من الداخل لعام ١٤٣٩ هـ حسب طريق القدوم مصنفيين حسب جنسياتهم

Non-Saudis domestic pilgrims in 1439 H
by way of arrival and classified according to their nationalities

Nationality	الحملة Total	الشراة / مكة Sharae'a- Makkah	الجنوب / مكة South- Makkah	المدينة / مكة Madinah- Makkah	الطائف / مكة Taif- Makkah	جدة / مكة Jeddah- Makkah		طريق القدوم الجنسية	
						القديم Old	السرير High way		
Egypt	44,314	15,283	2,534	6,408	444	1,199	18,446	مصر	
Pakistan	12,838	4,793	458	2,692	277	87	4,531	باكستان	
India	12,319	4,233	266	3,686	120	85	3,929	الهند	
Yemen	10,823	3,653	814	1,308	228	135	4,685	اليمن	
Sudan	4,569	1,720	285	632	90	78	1,764	السودان	
Jordan	4,448	1,124	65	713	47	25	2,474	الاردن	
Bangladesh	4,387	2,509	237	682	50	88	821	بنجلاديش	
Syria	2,865	947	33	322	41	26	1,496	سوريا	
Indonesia	1,945	692	22	287	62	61	821	اندونيسيا	
Kuwait	971	191	4	217	78	3	478	الكويت	
Philippines	889	567	43	61	7	1	210	الفلبين	
Palestine	686	234	10	74	10	19	339	فلسطين	
Tunisia	649	197	64	82	1	9	296	تونس	
Morocco	623	227	19	86	6	3	282	المغرب	
Nigeria	527	95	19	81	15	83	234	نيجيريا	
Malaysia	464	38	0	31	0	2	393	ماليزيا	
UAE	437	67	4	54	39	16	257	الامارات	
Ethiopia	353	186	42	26	8	6	85	اثيوبيا	
Algeria	311	76	10	68	5	16	136	الجزائر	
Turkey	308	60	37	55	14	0	142	تركيا	
Other nationalities	4,230	1,285	107	705	103	120	1,910	جنسيات اخرى	
Total	Number	108,956	38,177	5,073	18,270	1,645	2,062	43,729	العدد
	Ratio	% 100	% 35.0	% 4.7	% 16.8	% 1.5	% 1.9	% 40.1	النسبة

الحجاج غير السعوديين من الداخل من ١٤٣٩/١٢/١ هـ - ١٤٣٩/١٢/٩ هـ مصنفين حسب جنسياتهم

Non- Saudis domestic pilgrims from 1/12/1439 H - 9/12/1439 H by their nationalities

Date Nationality	الجملة Total	12/9	12/8	12/7	12/6	12/5	12/4	12/3	12/2	12/1	التاريخ الجنسية	
Egypt	44,314	1,358	15,611	23,477	1,839	384	313	347	850	135	مصر	
Pakistan	12,838	556	3,737	6,589	1,149	330	180	119	82	96	باكستان	
India	12,319	390	2,788	7,579	900	264	128	110	77	83	الهند	
Yemen	10,823	259	3,419	5,176	938	311	192	172	130	226	اليمن	
Sudan	4,569	23	1,457	2,592	352	51	48	11	7	28	السودان	
Jordan	4,448	31	1,722	2,240	266	81	64	16	12	16	الأردن	
Bangladesh	4,387	52	782	2,915	367	63	63	59	23	63	بنجلاديش	
Syria	2,865	46	1,119	1,454	152	20	19	23	12	20	سوريا	
Indonesia	1,945	7	612	1,010	129	11	13	35	111	17	اندونيسيا	
Kuwait	971	27	247	489	85	38	25	24	7	29	الكويت	
Philippines	889	1	193	637	16	5	19	14	4	0	الفلبين	
Palestine	686	12	246	326	70	7	4	9	3	9	فلسطين	
Tunisia	649	9	269	292	34	21	18	4	1	1	تونس	
Morocco	623	0	171	345	46	15	15	15	8	8	المغرب	
Nigeria	527	3	169	258	51	14	6	15	4	7	نيجيريا	
Malaysia	464	2	64	281	48	42	11	1	4	11	ماليزيا	
UAE	437	4	103	146	90	20	60	7	7	0	الإمارات	
Ethiopia	353	2	68	230	23	7	10	8	3	2	اثيوبيا	
Algeria	311	0	69	167	31	17	5	1	17	4	الجزائر	
Turkey	308	0	97	108	32	21	2	42	5	1	تركيا	
Other nationalities	4,230	6	1,226	1,792	477	146	124	219	108	132	جنسيات اخرى	
Total	Number	108,956	2,788	34,169	58,103	7,095	1,868	1,319	1,251	1,475	888	العدد
	Ratio	% 100	% 2.6	% 31.4	% 53.3	% 6.5	% 1.7	% 1.2	% 1.1	% 1.4	% 0.8	النسبة

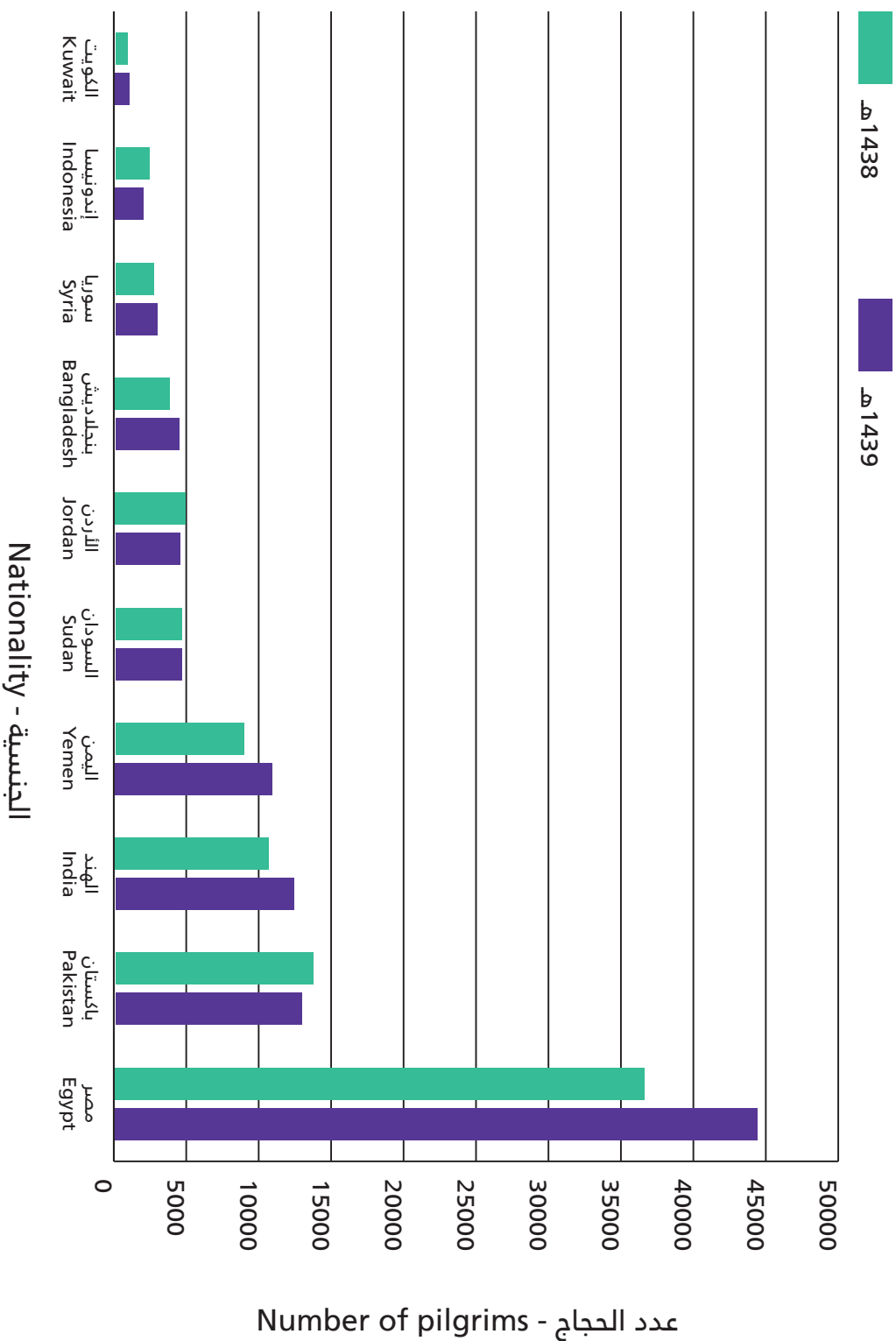
مقارنة أعداد حجاج الداخل من غير السعوديين مصنفين حسب جنسياتهم بين عام ١٤٣٩ هـ وعام ١٤٣٨ هـ

Comparing numbers of non-Saudis domestic pilgrims
by nationality in 1439 H - 1438 H

Nationality	Difference		1438	1439	عدد الحجاج الجنسية
	نسبته Ratio	مقداره Amount			
Egypt	%21.3	7,792	36,522	44,314	مصر
Pakistan	%5.9-	805-	13,643	12,838	باكستان
India	%16.4	1,738	10,581	12,319	الهند
Yemen	%22.3	1,970	8,853	10,823	اليمن
Sudan	%0.3-	14-	4,583	4,569	السودان
Jordan	%8.3-	403-	4,851	4,448	الاردن
Bangladesh	%17.0	637	3,750	4,387	بنجلاديش
Syria	%8.2	217	2,648	2,865	سوريا
Indonesia	%16.3-	379-	2,324	1,945	اندونيسيا
Kuwait	%18.0	148	823	971	الكويت
Philippines	%38.0-	544-	1,433	889	الفلبين
Palestine	%49.5	227	459	686	فلسطين
Tunisia	%16.1	90	559	649	تونس
Morocco	%9.7	55	568	623	المغرب
Nigeria	%20.3	89	438	527	نيجيريا
Malaysia	%11.8	49	415	464	ماليزيا
UAE	%59.7-	647-	1,084	437	الامارات
Ethiopia	%5.1-	19-	372	353	اثيوبيا
Algeria	%21.0	54	257	311	الجزائر
Turkey	%26.2	64	244	308	تركيا
Other nationalities	%8.1-	372-	4,602	4,230	جنسيات اخرى
Total	%10.0	9,947	99,009	108,956	الجملة

مقارنة أعداد الحجاج غير السعوديين من الداخل بين عام ١٤٣٨ هـ وعام ١٤٣٩ هـ مصنفين حسب جنسياتهم

A comparison between the numbers of non-Saudis domestic pilgrims
in 1439 H and 1438 H by nationality



عدد الحجاج - Number of pilgrims

الجنسية - Nationality

Vehicles



مقارنة أعداد السيارات الناقلة لحجاج الداخل إلى مدينة مكة المكرمة حسب نوع السيارة بين عام ١٤٣٩ هـ وعام ١٤٣٨ هـ

Comparing numbers of arriving vehicles to Makkah al-Mukarramah carrying pilgrims by type of vehicle 1439 H - 1438 H

Type of vehicle	الفرق Difference		عدد السيارات لعام Number of vehicles in		نوع السيارة
	النسبة Ratio	مقداره Amount	1438	1439	
Small	%4.1	599	14,769	15,368	صغيرة
Minivans	% 13.5-	723-	5,365	4,642	صالون
Pick-up	%0.1	2	1,532	1,534	نقل
Jeep	%2.2	97	4,323	4,420	جيب
Mini bus	%7.9	129	1,632	1,761	أتوبيس صغير
Bus	% 13.0	502	3,860	4,362	أتوبيس كبير
Other	% 129.5	114	88	202	أخرى
Total	%2.3	720	31,569	32,289	الجملة

عدد السيارات الناقلة لحجاج الداخل إلى مدينة مكة المكرمة
من ١٤٣٩/١٢/١ هـ - ١٤٣٩/١٢/٩ هـ حسب نوع السيارة

Number of vehicles carrying domestic pilgrims to Makkah
al-Mukarramah by type of vehicle from 1/12/1439 H - 9/12/1439 H

Type of vehicle	Date	الجملة Total	12/9	12/8	12/7	12/6	12/5	12/4	12/3	12/2	12/1	التاريخ نوع السيارة
Small		15,368	485	4,438	7,219	1,589	591	359	274	213	200	صغيرة
Minivans		4,642	171	1,433	2,120	464	176	90	67	65	56	صالون
Pick-up		1,534	42	351	873	156	39	29	21	11	12	نقل
Jeep		4,420	117	1,213	2,322	423	139	68	58	39	41	جيب
Mini bus		1,761	31	501	653	228	125	66	56	41	60	أتوبيس صغير
Bus		4,362	77	1,346	2,272	357	109	74	54	55	18	أتوبيس كبير
Other		202	6	49	86	27	9	4	8	7	6	أخرى
Total		32,289	929	9,331	15,545	3,244	1,188	690	538	431	393	المجموع

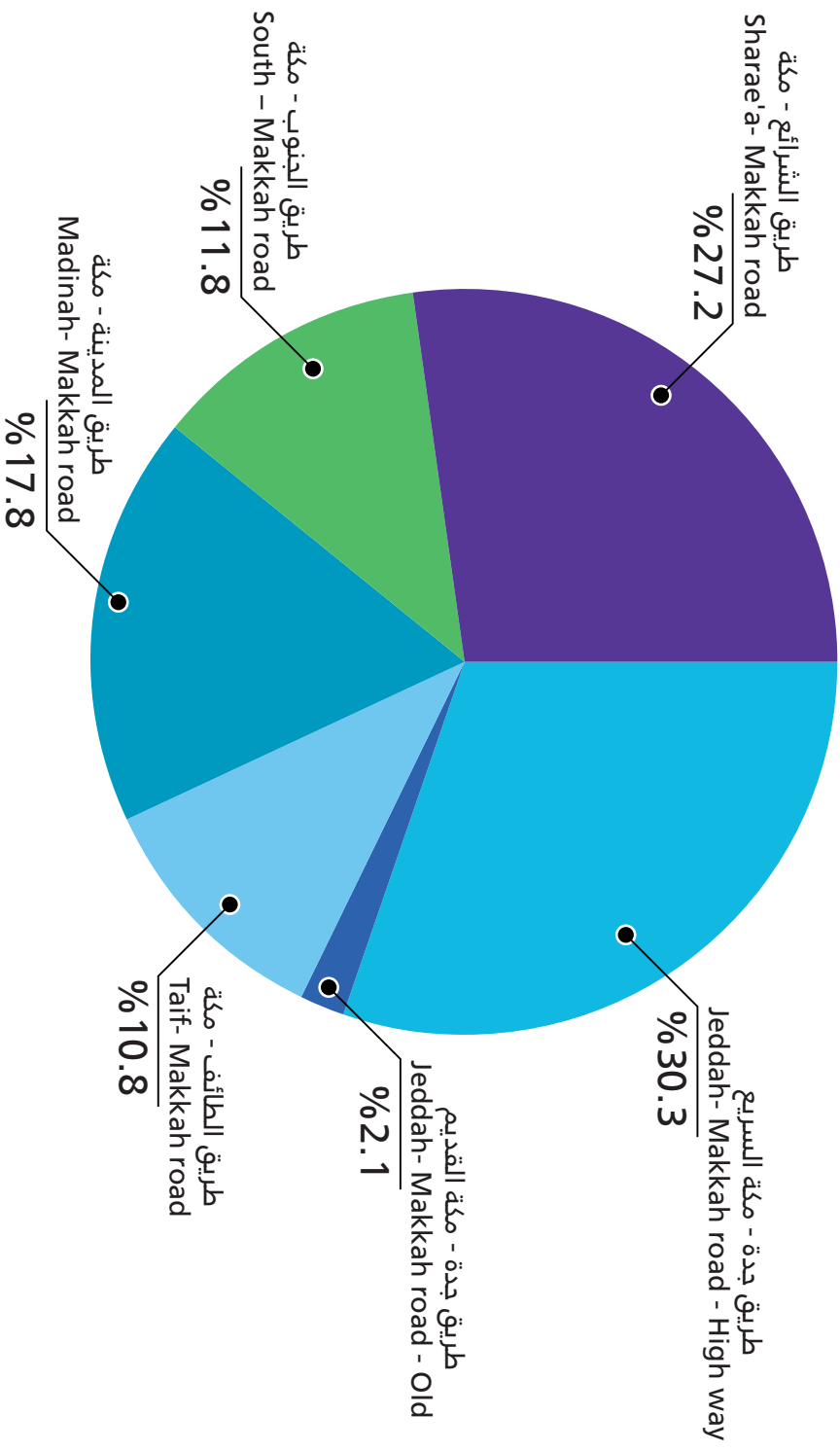
عدد السيارات الناقلة لحجاج الداخل إلى مدينة مكة المكرمة حسب نوع السيارة وطريق القدوم

Number of vehicles carrying domestic pilgrims
to Makkah al-Mukarramah by type of vehicle and way of arrival

Arrival road Type of vehicle	Total		الجملة العده Number	الشرايع Sharae'a	الجنوب South	المدينة Madinah	الطائف Taif	جدة / مكة Jeddah- Makkah		طريق القدوم نوع السيارة
	النسبة Ratio	العده Number						القديم Old	السريع High way	
Small	% 47.6	15,368	4,072	1,766	2,798	1,629	343	4,760	صغيرة	
Minivans	% 14.4	4,642	1,331	467	755	780	151	1,158	صالون	
Pick-up	% 4.7	1,534	489	366	276	267	19	117	نقل	
Jeep	% 13.7	4,420	1,364	816	887	727	55	571	جيب	
Mini bus	% 5.5	1,761	154	56	227	56	62	1,206	أتوبيس صغير	
Bus	% 13.5	4,362	1,321	324	805	7	46	1,859	أتوبيس كبير	
Other	% 0.6	202	60	6	7	36	2	91	أخرى	
Total	Number	% 100	32,289	8,791	3,801	5,755	3,502	678	9,762	العده
	Ratio		% 100	% 27.2	% 11.8	% 17.8	% 10.8	% 2.1	% 30.3	النسبة

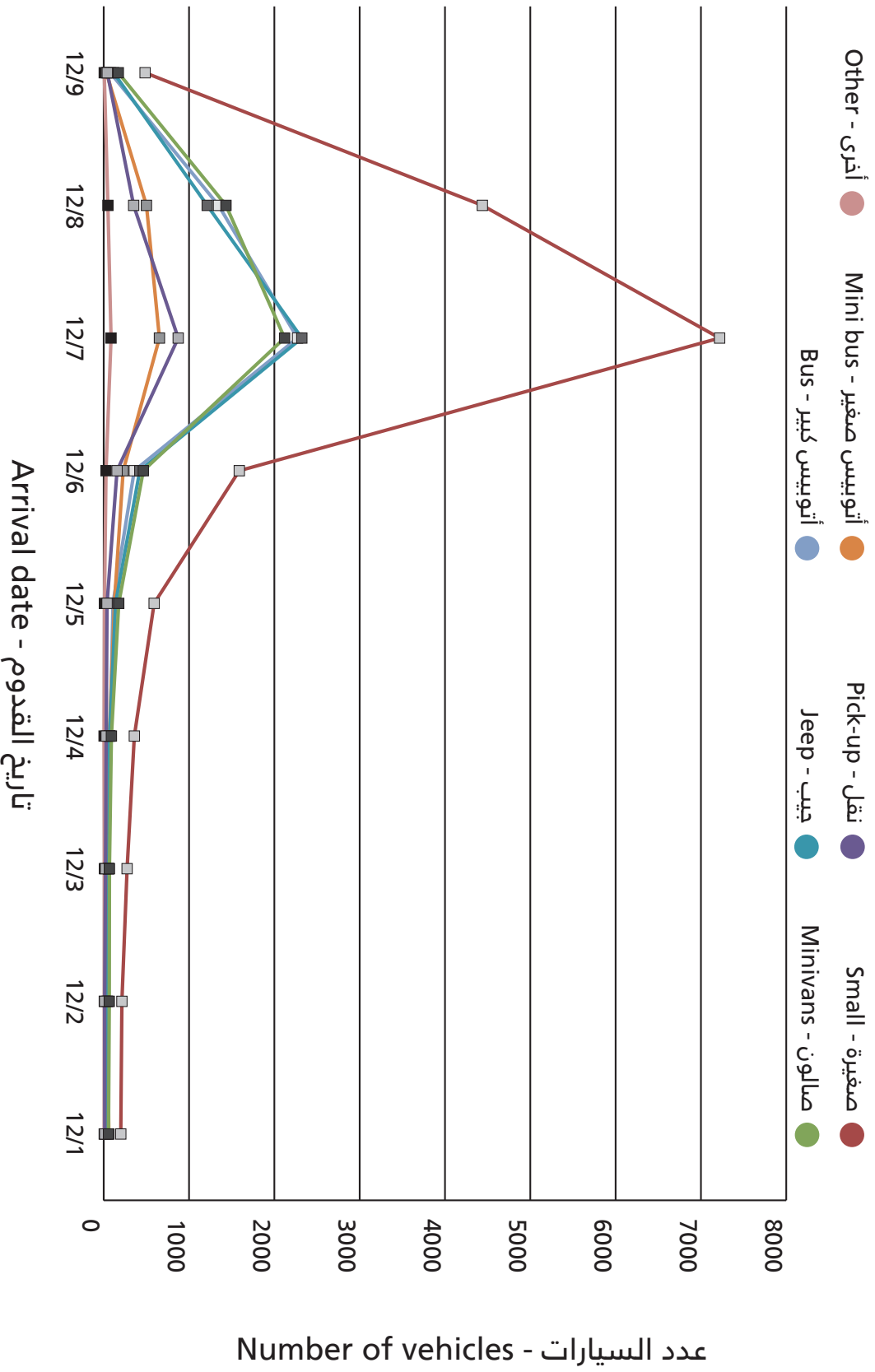
السيارات الناقلة لحجاج الداخل إلى مدينة مكة المكرمة حسب طريق القدوم لعام ١٤٣٩ هـ

The Vehicles carrying domestic pilgrims to Makkah al-Mukarramah by way of arrival in 1439 H



السيارات الناقلة لحجاج الداخل إلى مدينة مكة المكرمة لعام ١٤٣٩ هـ حسب نوع السيارة وتاريخ القدوم

The vehicles carrying domestic pilgrims to Makkah al-Mukarramah in 1439 H
by type of vehicle and date of arrival



Foreign pilgrims



الحجاج من الخارج لعام ١٤٣٩ هـ موزعين حسب الجنس وطريقة القدوم

Foreign pilgrims in 1439 H by gender and Transportation mean

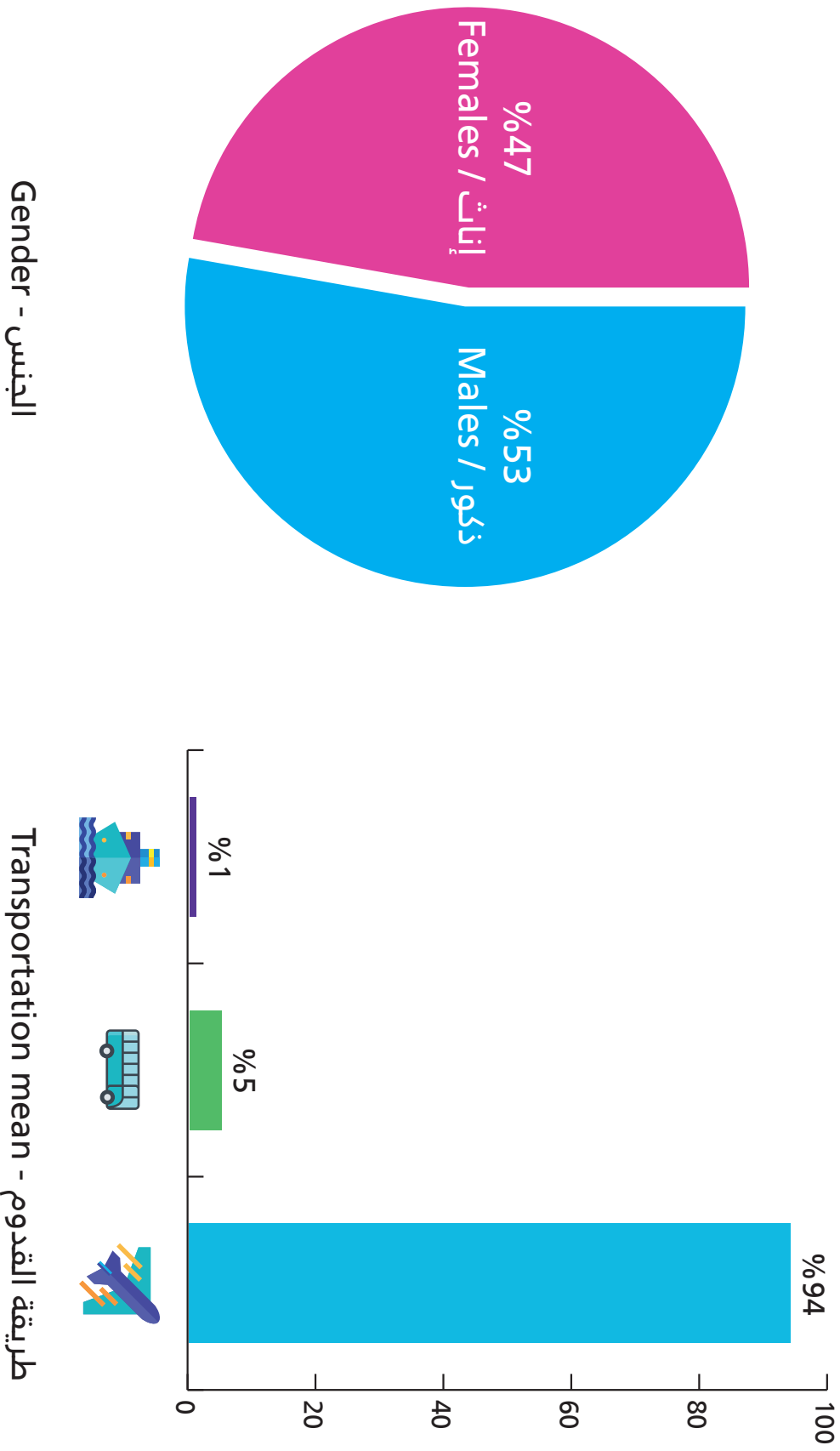
Transportation mean	النسبة Ratio	عدد الحجاج			طريقة القدوم
		الجملة Total	إناث Females	ذكور Males	
Air	% 94	1,656,936	779,320	877,616	جوا
Land	% 5	85,623	39,658	45,965	برا
Sea	% 1	16,163	8,294	7,869	بحرا
Total	% 100	1,758,722	827,272	931,450	الجملة

Reference: Passport General Department Statistics division

المصدر : المديرية العامة للجوازات - قسم الإحصاء

الدجاج من الخارج لعام ١٤٣٩ هـ موزعين حسب الجنس وطريقة القدوم

Foreign pilgrims in 1439 H by gender and Transportation mean



الجنس - Gender

طريقة القدوم - Transportation mean

الحجاج من الخارج لعام ١٤٣٩ هـ موزعين حسب الجنس وتاريخ القدوم

Foreign pilgrims in 1439 H by gender and date of arrival

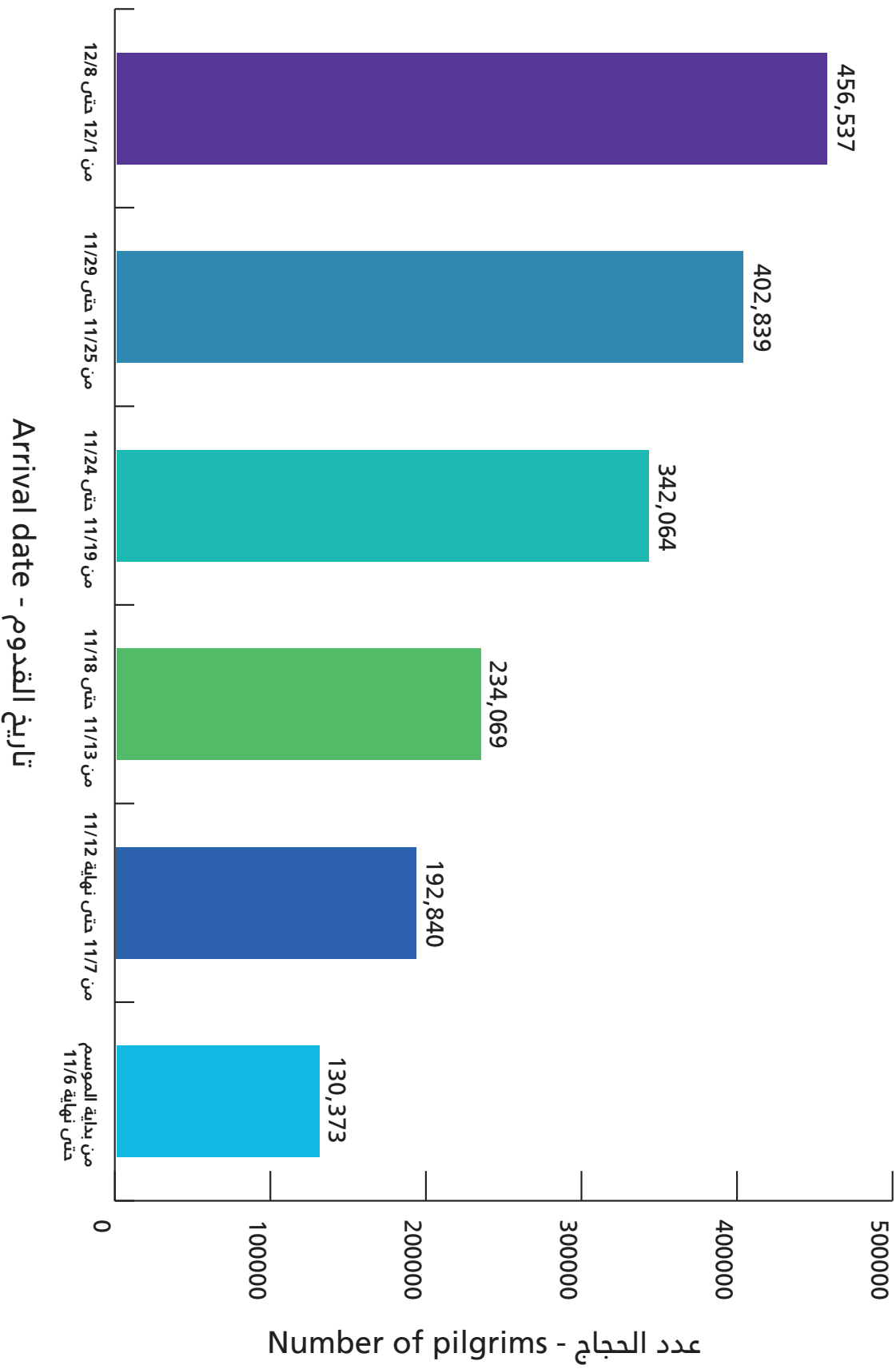
Date	عدد الحجاج			التاريخ	
	النسبة إلى الإجمالي Ratio to total	الجملة Total	إناث Females		ذكور Males
From the beginning of season till 6/11	% 7.4	130,373	57,894	72,479	من بداية الموسم حتى نهاية ٦ / ١١
07/11- 12/11	% 11.0	192,840	89,545	103,295	من ٧ / ١١ حتى نهاية ١٢ / ١١
13/11- 18/11	% 13.3	234,069	110,051	124,018	من ١٣ / ١١ حتى نهاية ١٨ / ١١
19/11- 24/11	% 19.4	342,064	164,396	177,668	من ١٩ / ١١ حتى نهاية ٢٤ / ١١
25/11- 29/11	% 22.9	402,839	193,893	208,946	من ٢٥ / ١١ حتى نهاية ٢٩ / ١١
01/12- 08/12	% 26.0	456,537	211,493	245,044	من ١ / ١٢ حتى يوم ٨ / ١٢
Total	% 100	1,758,722	827,272	931,450	الجملة

Reference: Passport General department- statistics division

- المصدر: المديرية العامة للجوازات - قسم الإحصاء

توافد الحجاج من الخارج لعام ١٤٣٩ هـ حسب تاريخ القدوم

Foreign pilgrims arrival in 1439 H by date of arrival



الحجاج من الخارج لعام ١٤٣٩ هـ موزعين حسب الجنس وتاريخ وطريقة القدوم

Foreign pilgrims in 1439 H by gender, date and transportation mean

DATE	عدد الحجاج						التاريخ
	بحرا Sea		برا Land		جوا Air		
	إناث Females	ذكور Males	إناث Females	ذكور Males	إناث Females	ذكور Males	
From the beginning of season till 6/11	0	0	0	0	57,894	72,479	من بداية الموسم حتى نهاية ١١ / ٦
07/11- 12/11	0	0	1	37	89,544	103,258	من ١١ / ٧ حتى نهاية ١١ / ١٢
13/11- 18/11	2,078	2,180	1,938	2,719	106,035	119,119	من ١١ / ١٣ حتى نهاية ١١ / ١٨
19/11- 24/11	2,662	2,462	11,828	13,794	149,906	161,412	من ١١ / ١٩ حتى نهاية ١١ / ٢٤
25/11- 29/11	2,802	2,484	18,038	19,441	173,053	187,021	من ١١ / ٢٥ حتى نهاية ١١ / ٢٩
01/12- 08/12	752	743	7,853	9,974	202,888	234,327	من ١٢ / ١ حتى يوم ١٢ / ٨
Total	8,294	7,869	39,658	45,965	779,320	877,616	الجملة

Reference: Passport General department- statistics division

- المصدر: المديرية العامة للجوازات- قسم الإحصاء

مقارنة أعداد حجاج الخارج بين عام ١٤٣٩ هـ وعام ١٤٣٨ هـ حسب طريقة القدوم

Comparing numbers of foreign pilgrims
by transportation mean 1439 H - 1438 H

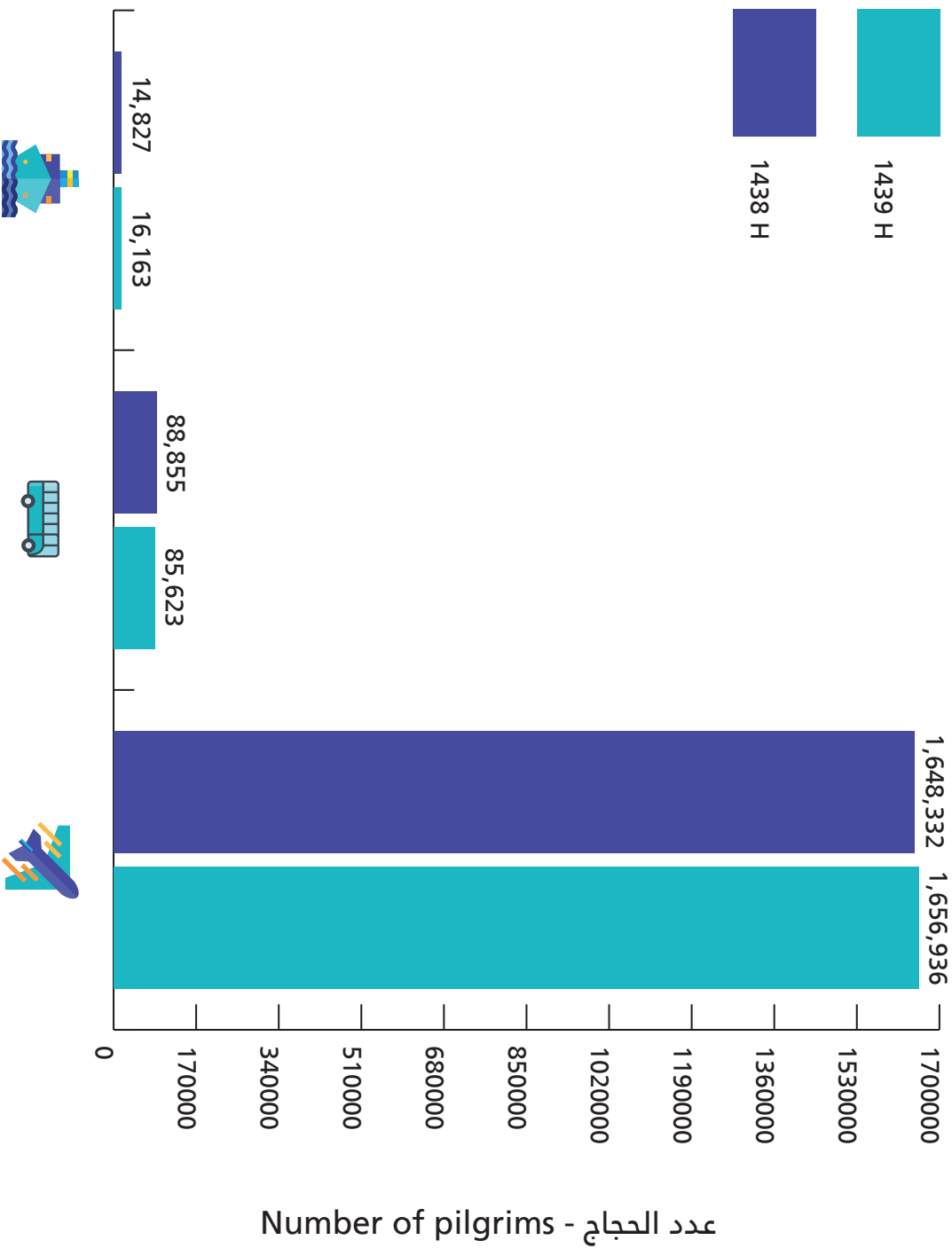
Transportation mean	الفرق Difference		عدد الحجاج في عام Number of pilgrims in		طريقة القدوم
	النسبة Ratio	مقداره Amount	1438	1439	
Air	% 1	8,604	1,648,332	1,656,936	جوا
Land	%4-	3,232-	88,855	85,623	برا
Sea	%9	1,336	14,827	16,163	بحرا
Total	%0.4	6,708	1,752,014	1,758,722	الجملة

Reference: Passport General department- statistics division

- المصدر: المديرية العامة للجوازات- قسم الإحصاء

أعداد حجاج الخارج حسب طريقة القُدوم خلال عام ١٤٣٩ هـ و عام ١٤٣٨ هـ

Number of foreign pilgrims by transportation mean for the years 1439 H & 1438 H



مقارنة أعداد حجاج الخارج بين عام ١٤٣٩ هـ وعام ١٤٣٨ هـ حسب مجموعات الدول

Comparing The Number of International Pilgrims between 1438H & 1439H by Country Group

Countries Groups	الفرق Difference		عدد الحجاج في عام Number of pilgrims in		مجموعات الدول
	النسبة Ratio	مقداره Amount	1438	1439	
GCC countries	%4.7	1,540	32,600	34,140	دول مجلس التعاون
Arab Countries Excluding GCC Countries	%3.2	12,366	383,044	395,410	الدول العربية عدا دول مجلس التعاون
Asian Countries Excluding Arab Countries	%0.7	7,161	1,042,335	1,049,496	الدول الآسيوية عدا الدول العربية
African Countries Excluding Arab Countries	-%11.1	-20,790	186,873	166,083	الدول الإفريقية عدا الدول العربية
European countries	%4.4	3,707	84,894	88,601	الدول الأوروبية
North and South America countries and Australia	%12.2	2,724	22,268	24,992	دول أمريكا الشمالية والجنوبية وأستراليا
Total	%0.4	6,708	1,752,014	1,758,722	الجملة

Reference: Passport General department- statistics division

- المصدر: المديرية العامة للجوازات- قسم الإحصاء

Services



عدد القوى العاملة في خدمة الحجاج حسب الجنس واسم القطاع لعام ١٤٣٩ هـ

Number of Labor forces in Pilgrim Services by Gender and Sector Name 1439H

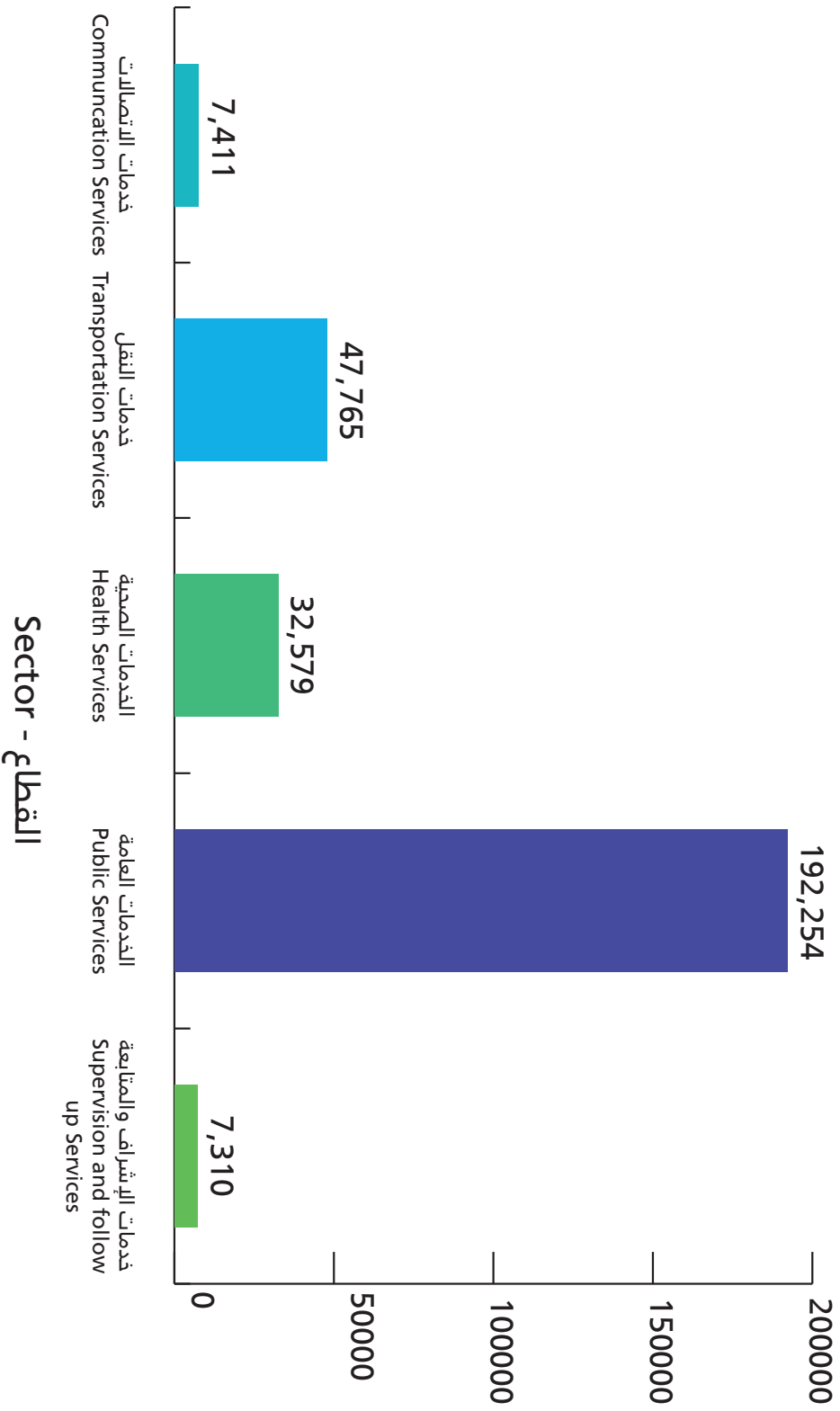
Sector	عدد القوى العاملة 1439 هـ			اسم القطاع
	Number of Labor Forces 1439H			
	جملة Total	اناث Females	ذكور Males	
Supervision and follow up Services	7,310	164	7,146	خدمات الإشراف والمتابعة
Public Services*	192,254	3,141	189,113	الخدمات العامة*
Health Services	32,579	9,216	23,363	الخدمات الصحية
Transportation Services	47,765	77	47,688	خدمات النقل
Communcation Services	7,411	17	7,394	خدمات الإتصالات
Total	287,319	12,615	274,704	اجمالي القوى العاملة

* including the services of security, reception, control, awareness and the two holy mosques affairs

* تشمل خدمات الأمن والاستقبال والرقابة والطاقة والتوعية وشؤون الحرمين

عدد القوى العاملة في خدمة الحجاج حسب الجنس واسم القطاع لعام ١٤٣٩ هـ

Number of Labor forces in Pilgrim Services by Gender and Sector Name 1439H



إجمالي القوى العاملة - Labor forces Total



cs@stats.gov.sa



920020081



stats.gov.sa



[@Stats_Saudi](https://twitter.com/Stats_Saudi)



[stats.saudi](https://www.facebook.com/stats.saudi)



[Gastat](https://www.linkedin.com/company/gastat)