



General Authority for Statistics
Kingdom of Saudi Arabia

Hajj Statistics

1437 H (2016)





الهيئة العامة للإحصاء
General Authority for Statistics

بِسْمِ
اللَّهِ
الرَّحْمَنِ
الرَّحِيمِ

Contents

	topic	Page
1	Introduction	1
2	Abstract Hajj Statistics	6
Totals		
3	Total pilgrims 1437 H	8
4	Total pilgrims in ten years	9
5	Chart: Total pilgrims in ten years	10
6	Domestic and foreign pilgrims in ten years	11
Domestic pilgrims		
7	Domestic pilgrims by sex and arrival road	13
8	Domestic pilgrims arrival (Saudis and non-Saudis) by arrival road	14
9	Saudis pilgrims arrival by arrival road	15
10	Chart: Domestic pilgrims arrival to Makkah al-Mukarramah by arrival road	16
11	Chart: Domestic pilgrims arrival by date of arrival	17
12	Non-Saudis domestic pilgrims in 1437 H by sex and nationality	18
13	Chart: Non-Saudis domestic pilgrims by nationality	19
14	Non-Saudis domestic pilgrims by arrival road and nationality	20
15	Non- Saudis domestic pilgrims by date of arrival and nationality	21
16	Comparing numbers of non-Saudis domestic pilgrims by nationality in 1437 H – 1436 H	22
17	Chart: A comparison between the numbers of non-Saudis domestic pilgrims in 1437 H and 1436 H by nationality	23
Vehicles		
18	Comparing numbers of arriving vehicles to Makkah al-Mukarramah by type of vehicle	25
19	Number of vehicles carrying domestic pilgrims to Makkah al-Mukarramah by type of vehicle and date of arrival	26
20	Number of vehicles carrying domestic pilgrims to Makkah al-Mukarramah by type of vehicle and arrival road	27
21	Chart: The Vehicles carrying domestic pilgrims to Makkah al-Mukarramah by arrival road	28
22	Chart: The vehicles carrying domestic pilgrims to Makkah al-Mukarramah by type of vehicle and date of arrival	29
Foreign pilgrims		
23	Foreign pilgrims in 1437 H by sex and transportation mean	31
24	Chart: Foreign pilgrims in 1437 H by sex and transportation mean	32
25	Foreign pilgrims in 1437 H by sex and date of arrival	33
26	Chart: Foreign pilgrims arrival in 1437 H by date of arrival	34
27	Foreign pilgrims in 1437 H by sex, date and transportation mean	35
28	Comparing numbers of foreign pilgrims by transportation mean 1437 H - 1436 H	36
29	Chart: Number of foreign pilgrims by transportation mean for the years 1437 H & 1436 H	37

Introduction

While implementing the domestic pilgrims statistics program, GaStat depends on the comprehensive counting method to count all arriving pilgrims to Makkah. This can be done through the Hajj statistics centers which can be found at all entrances of Makkah. There are also some supporting centers in Jeddah, Taif, and Madinah. The counting process starts from 1/12 till 9/12 at 6:00 PM.

The Hajj statistics program aims at providing thorough and accurate data about the numbers of pilgrims according to their arrival ways and times. This would help in preparing plans and programs that are necessary to provide a distinct care for all pilgrims.

The used unit in this process is the Muhrem (a pilgrim who is in ritual devotion). The counting process includes all Saudi and non-Saudi – male and female individuals who arrive from the other Saudi cities to Makkah for the purpose of Hajj. In this counting procedures, researchers collect the data of all domestic pilgrims cars. The data includes the car type and pilgrims total distributed according to their gender and nationality.

During this year, GaStat has developed and improved the data collection mechanism by using portable devices which help in getting the total results of pilgrims numbers classified according to their nationalities, arrival centers, and arriving times.

On the other hand, GaStat is estimating the numbers of pilgrims who are from Makkah itself by using the field surveys that are conducted periodically on a sample of households who live in Makkah. The surveys are used to recognize the percentage of pilgrims. This number plus the number of pilgrims who arrive from other Saudi regions represent the total number of domestic pilgrims. As for foreign pilgrims, the general directory of passports counts them and provide the authority with their numbers distributed according to their gender, nationality, way and time of arrival.

The authority aims at clarifying the image for all officials, planners, researchers, and those who study pilgrims numbers and distributions according to gender, nationality, way and time of arrival so that these thorough data help in providing the best services for pilgrims.

Hajj Statistics Objectives

- Providing accurate statistics about domestic pilgrims so that they can be added to the numbers of foreign pilgrims to get the total number of pilgrims.
- Completing all programs of future plans to guarantee providing all necessary services for pilgrims (either social, health, security, nutritional, or transportation services) by using an accurate time series of data about the numbers of pilgrims.
- Estimating the necessary labour forces for serving pilgrims and keeping them secured and comfortable during the season of Hajj.
- Using the pilgrims data and numbers by any authority concerned with the main facilities and arrangements in Makkah, and taking these data into account when preparing any plans.
- Setting the necessary annual traffic plans including the plans of Tase'ed and Nafrah.
- Providing researchers and all beneficiaries with accurate data and information about Hajj statistics.
- Using the data of pilgrims numbers in evaluating the activities conducted by any concerned authority.
- Recognizing any change in the arrival way of foreign pilgrims, and using the arrival road for domestic pilgrims.

Hajj Statistics Historical Development

Depending on the Saudi general statistics and information system which indicated in its second item that the General authority for Statistics is the only official statistical reference in Saudi Arabia. The third item stated that the General Authority for Statistics is authorized to conduct all kinds of statistics. Therefore, GaStat has started conducting the Hajj statistics process since (1390H) to fulfill the beneficiaries needs and help any concerned authority.

During this long period of time (47 years), GaStat has exerted big efforts to develop the followed methodologies in collecting data, aiming at reaching the highest levels of accuracy and comprehension.

In addition, the use of technology in Hajj statistics has collaborated in facilitating the way of getting results. The authority keeps improving its methodologies and programs that are used to collect, process, analyze, and publish data in order to increase the credibility and containment of published data. GaStat also uses specialized technologies that solve the problems of timing and distance which are two obstacles that slow the processing of data, consequently slow the process of publishing the outputs of Hajj statistics. Therefore, the authority has applied a recent methodology to collect data. This methodology uses the most recent technologies and programs that help to collect data automatically by using portable devices . these devices are faster so that the daily and total results of pilgrims numbers (classified by their nationalities, arrival centers, and time of arrival) can be obtained in a shorter time.

Used Definitions and Terms in Hajj Statistics:

Counting Unit

The used counting unit is the Muhrem , which means the counting process of domestic pilgrims is limited to Muhrem individuals who have been counted in the Hajj statistics centers which can be found at all Makkah entrances.

The Counting Range and Coverage

The counting process includes all Saudi, non-saudi, male, and female individuals who arrive to Makkah from the other Saudi cities for the purpose of Hajj. The counting process does not include pilgrims who arrive from other countries as they are already counted by the general directory of passports.

The Counting Method

The comprehensive counting method is used in this process. It is used among all pilgrims (domestic and foreign). Therefore, GaStat does count domestic pilgrims (classified by their nationalities) through its centers in all entrances of Makkah.

However, GaStat uses diverse methods to support the main centers while counting pilgrims. An example of these methods is: finding supporting centers in Madinah, Jeddah, and Taif. Each year, GaStat face many challenges in the process of pilgrims counting. Despite the continuous changes in the size of pilgrims flow and time of arrival, GaStat works on short-term plans and improves the capabilities of its employees to overcome these challenges.

Process' Time Period

Given the importance of Hajj statistics in planning and services providing to the pilgrims, GaStat is implementing the Hajj statistics on an annual basis. It publishes an annual bulletin containing all the data on number of pilgrims classified by sex, nationality and date of arrival.

The estimated number of Makkah pilgrims

GaStat estimates the number of Makkah pilgrims through a sample household survey that is implemented on a regular basis, wherein 1433H., it conducted a survey on Makkah pilgrims' estimated numbers, which showed that (20.5%) from Makkah residents performed pilgrimage in 1432H.

Counting Data

It includes the collected data in detail such as sex, collection time and data and type of vehicle carrying pilgrims.

Method of data collection and processing

Gastat's staff who are present in the six centers of Hajj statistics which are established on the entrances of Makkah city, conduct a comprehensive counting of people entering Makkah to perform the pilgrimage, starting from (1/12) each year. The counting technique that researchers use is through entering data of each vehicle carrying domestic pilgrims, including type of vehicle, total of pilgrims divided by sex and nationality in the electronic form programmed on tablets. The entered data is assigned to a time dimension (time of data entry) and a place dimension (data collection site coordinates). Then, these data are transferred to the databases of data entry center through a transmission and data synchronization system between the handheld devices and the center's databases. Next, the data is transferred automatically to the main database in Makkah. Finally, the data is processed and daily reports and Hajj statistics' bulletin is extracted.

The General Directory of Passports, as noted before, counts foreign pilgrims by their staff who are present in all entrances of Saudi Arabia, either sea, land or air.

Hajj Statistics' Centers

The centers established by GaStat for implementing Hajj Statistics are divided into two types according to the nature of its work, first main centers and the second are supporting centers. With the exception of the main center located at the center of Makkah, all centers are located at Makkah entrances and they are surrounding the city from all directions. The supporting centers aims at supporting the centers that faces traffic jams caused by high number of pilgrims' vehicles crossing through them. The following is a clarification of the Hajj statistics' main and supporting centers:

First: Main Centers

1. The main center is located in the city of Makkah and it is the Administrative and technical supervision headquarters of the Hajj Statistics operation.
2. Makkah / Jeddah Highway center is located on Makkah/Jeddah highway and considered the largest and most important center as it, where it is the main crossing road for pilgrims coming from Jeddah city road.
3. Old Makkah/Jeddah center is located on old Makkah/Jeddah road and considered a second cross road for arrivals from Jeddah city.
4. Altan'eim Center is located on the road between Medina and Makkah, where the pilgrims coming from Medina and surrounding villages in addition to the pilgrims visiting Medina before performing the pilgrimages are counted through it.
5. Alshraie' center is located on the road connecting Makkah and Alta'if through the Sail, where pilgrims coming from Riyadh/Makkah road are counted.
6. Alkar center is located on the road connecting between Makkah/Alta'if through Alhada, where pilgrims coming from Alta'if and surrounding villages, 'Aseer region or Albahah are counted.

7. South center is located on Allaith/Jazan road near Alsa'diah village , and through this center pilgrims come from Jazan region and regions located on the coast.

Second: Supporting Centers

Several supporting centers are held in Medina, Jeddah and Ta'if especially in the parking of domestic pilgrims' transportation, airports, Mass Transit Stations and Ihram Meeqaats, as follows:

1. Jeddah center, and it aims to support and assist the main center held on Makkah/Jeddah highway especially on peak days which are the 7th,8th and 9th of Dhu al-Hijjah. These centers are distributed in King Abdulaziz airport, Mass transit station beside other locations in Jeddah city.
2. Medina center, and it aims to support and assist Altan'eim main center, and it is located in Abiar 'Ali. It is Ihram location for people coming from Medina Road. The importance of this center comes second after Jeddah supporting center. And to cover counting all arrivals from Medina through this center, the working staff has been divided into two groups, one is in Abiar 'Ali region and the other is on the same highway connecting Medina city and Makkah near the passport center.
3. Alta'if center, and it aims to supports and assist Alshraie' center and is located in Alsail Alkabeer village, which is the Ihram location for those who are coming to the city of Makkah from east through Alhowia road passing by Alsail.

Data Publishing

The Hajj statistics' program bulletin contains a comprehensive and accurate data and information about the number of pilgrims according to days of arrival and arrival roads. The research bulletin includes a number of key tables and charts, the major tables are:

- Domestic pilgrims by sex and arrival road.
- Pilgrims' arrival by arrival road.
- Non-Saudi domestic pilgrims by sex and nationality.
- Non-Saudi domestic pilgrims by arrival road classified by nationalities.
- Comparing the number of non-Saudi domestic pilgrims by nationalities.
- Number of vehicles carrying domestic pilgrims to Makkah by type of vehicle and date of arrival.
- Foreign pilgrims distributed by sex and way of arrival.
- Foreign pilgrims distributed by sex and date of arrival.
- Comparing the number of foreign pilgrims by way of arrival.

خلاصة عامة بإحصاءات الحج لعام ١٤٣٧ هـ

Hajj Statistics 1437 H

Total pilgrims	1,862,909	إجمالي الحجاج
----------------	-----------	---------------

Domestic pilgrims

حجاج الداخل

Pilgrims by nationality	عدد الحجاج Number of pilgrims	الحجاج حسب جنسياتهم
Saudis	170,492	السعوديون
Non-Saudis	367,045	غير السعوديين
Total	537,537	الجملة

Foreign pilgrims

حجاج الخارج

الجملة Total	إناث Females	ذكور Males
1,325,372	601,567	723,805

Vehicles carrying the domestic pilgrims to Makkah

السيارات الناقلة للحجاج الداخل إلى مكة المكرمة

Number of vehicles	29,169	عدد السيارات
--------------------	--------	--------------

Totals



إجمالي الحجاج لعام ١٤٣٧ هـ

Total pilgrims 1437 H

Pilgrims	النسبة إلى الإجمالي Ratio to total	عدد الحجاج Number of pilgrims			الحجاج	
		الجملة Total	إناث Females	ذكور Males		
Domestic Pilgrims	Saudis	Arrivals to Makkah	118,044	50,357	67,687	قادمون إلى مكة المكرمة
		* From Makkah	52,448	21,032	31,416	* من مدينة مكة المكرمة
		Total	170,492	71,389	99,103	المجموع
	Non-Saudis	Arrivals to Makkah	89,381	21,663	67,718	قادمون إلى مكة المكرمة
		* From Makkah	277,664	86,062	191,602	* من مدينة مكة المكرمة
		Total	367,045	107,725	259,320	المجموع
Total domestic pilgrims	%28.9	537,537	179,114	358,423	جملة حجاج الداخل	
Foreign pilgrims	%71.1	1,325,372	601,567	723,805	حجاج الخارج	
Total pilgrims	%100	1,862,909	780,681	1,082,228	إجمالي الحجاج	

Appreciation *

* تقديري

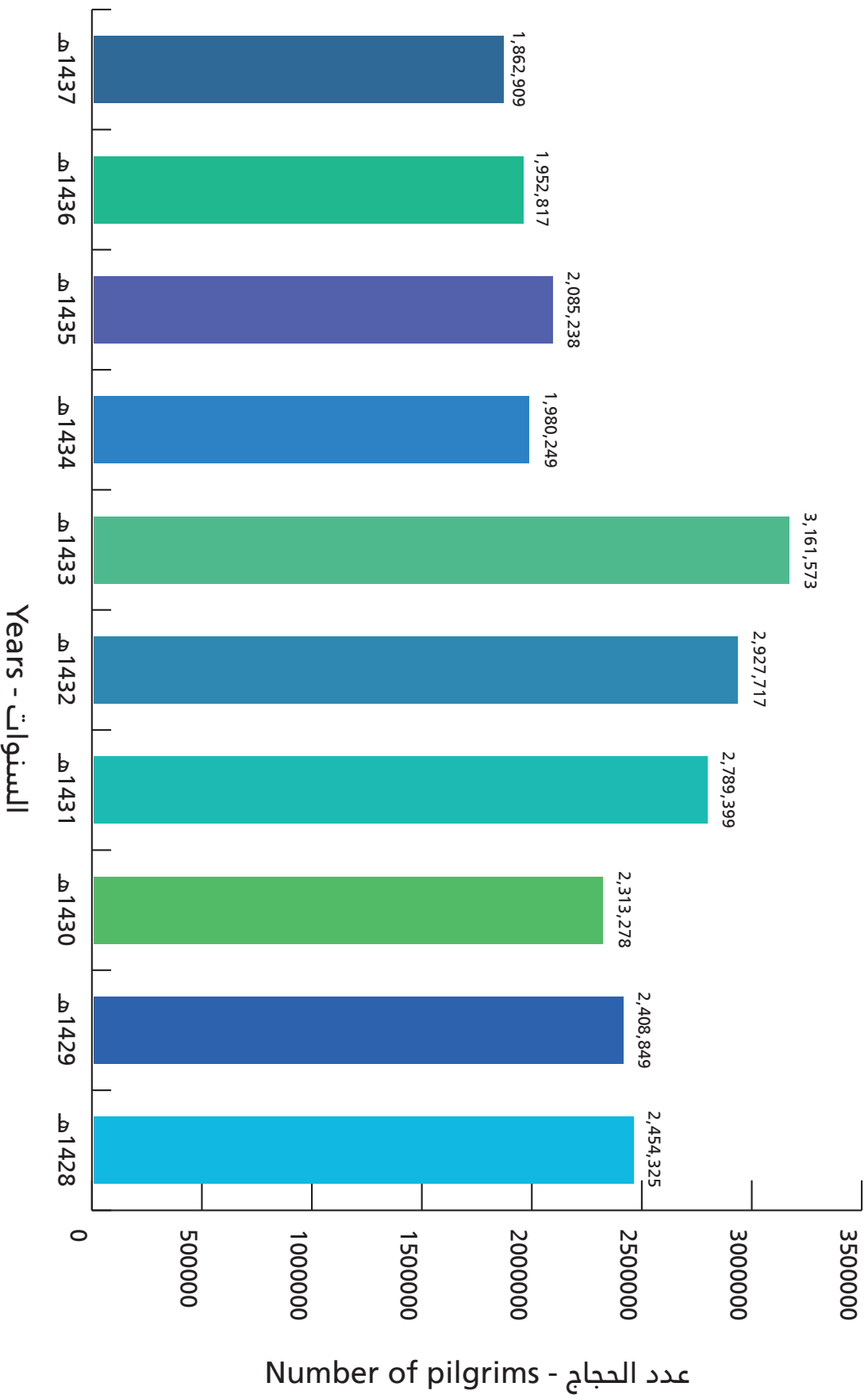
إجمالي الحجاج خلال عشر سنوات من عام ١٤٢٨ هـ إلى عام ١٤٣٧ هـ

Total pilgrims in Ten years 1428 H - 1437 H

عدد الحجاج Number of pilgrims	السنوات Years
2,454,325	1428
2,408,849	1429
2,313,278	1430
2,789,399	1431
2,927,717	1432
3,161,573	1433
1,980,249	1434
2,085,238	1435
1,952,817	1436
1,862,909	1437

إجمالي الحجاج خلال عشر سنوات من عام ١٤٢٨هـ إلى عام ١٤٣٧هـ

Total pilgrims in Ten years 1428 H - 1437 H



عدد الحجاج من الداخل والخارج خلال الأعوام
من عام ١٤٢٨ هـ إلى عام ١٤٣٧ هـ

Domestic and foreign pilgrims in ten years 1428 H - 1437 H

الحجاج من الخارج Foreign pilgrims	الحجاج من الداخل Domestic pilgrims	جملة الحجاج Total pilgrims	السنوات Years
1,707,814	746,511	2,454,325	1428
1,729,841	679,008	2,408,849	1429
1,613,965	699,313	2,313,278	1430
1,799,601	989,798	2,789,399	1431
1,828,195	1,099,522	2,927,717	1432
1,752,932	1,408,641	3,161,573	1433
1,379,531	600,718	1,980,249	1434
1,389,053	696,185	2,085,238	1435
1,384,941	567,876	1,952,817	1436
1,325,372	537,537	1,862,909	1437

Domestic pilgrims



الحجاج من داخل المملكة لعام ١٤٣٧ هـ موزعين حسب الجنس وطريق القدوم

Domestic pilgrims in 1437 H by sex and arrival road

Roads	جملة الحجاج Total			غير سعوديين Non-Saudis		سعوديون Saudis		الطرق
	جملة Total	إناث Females	ذكور Males	إناث Females	ذكور Males	إناث Females	ذكور Males	
Jeddah- Makkah road High way \	73,853	26,644	47,209	9,208	23,837	17,436	23,372	طريق جده / مكة السرير
Jeddah- Makkah road Old \	2,705	542	2,163	185	486	357	1,677	طريق جده / مكة القديم
Taif- Makkah road	10,165	3,754	6,411	362	1,302	3,392	5,109	طريق الطائف / مكة
Madinah- Makkah road	43,636	15,410	28,226	3,893	14,199	11,517	14,027	طريق المدينة / مكة
South- Makkah road	18,009	6,673	11,336	1,143	3,779	5,530	7,557	طريق الجنوب / مكة
Sharae'a- Makkah road	59,057	18,997	40,060	6,872	24,115	12,125	15,945	طريق الشرائع / مكة
Total	207,425	72,020	135,405	21,663	67,718	50,357	67,687	الجملة
From Makkah	330,112	107,094	223,018	86,062	191,602	21,032	31,416	من مكة المكرمة
Total	537,537	179,114	358,423	107,725	259,320	71,389	99,103	الإجمالي

توافد الحجاج من الداخل (سعوديون وغير سعوديين) إلى مكة المكرمة
من ١٢/١٢/١٤٣٧هـ - ٩/١٢/١٤٣٧هـ حسب طريقة القدوم

Domestic pilgrims arrival to Makkah al-Mukarramah
(Saudis and non-Saudis) from 1/12/1437 H – 9/12/1437 H by arrival road

الجملة Total		الشرائع / مكة Sharae'a- Makkah	الجنوب / مكة South- Makkah	المدينة / مكة Madinah- Makkah	الطائف / مكة Taif- Makkah	جدة / مكة Jeddah- Makkah		التاريخ* Date*
النسبة Ratio	العدد Number					القديم Old	السريع High way	
%1.1	2,319	942	84	381	80	23	809	12 /1
%1.0	2,082	1,131	115	428	75	5	328	12 /2
%1.3	2,597	983	169	782	100	9	554	12 /3
%2.2	4,529	1,653	86	1,732	130	46	882	12 /4
%2.2	4,650	1,273	259	992	445	67	1,614	12 /5
%12.6	26,212	4,824	1,772	8,830	1,245	78	9,463	12 /6
%45.2	93,692	30,376	11,265	21,228	4,193	1,878	24,752	12 /7
%33.1	68,621	16,991	4,058	9,078	3,625	481	34,388	12 /8
%1.3	2,723	884	201	185	272	118	1,063	12 /9
%100	207,425	59,057	18,009	43,636	10,165	2,705	73,853	الجملة Total
	%100	%28.5	%8.7	%21.0	%4.9	%1.3	%35.6	النسبة Ratio

* According to the observing the moon

* حسب الرؤية

توافد السعوديون من الداخل إلى مكة المكرمة
من ١٢/١/١٤٣٧هـ - ٩/١٢/١٤٣٧هـ حسب طريق القدوم

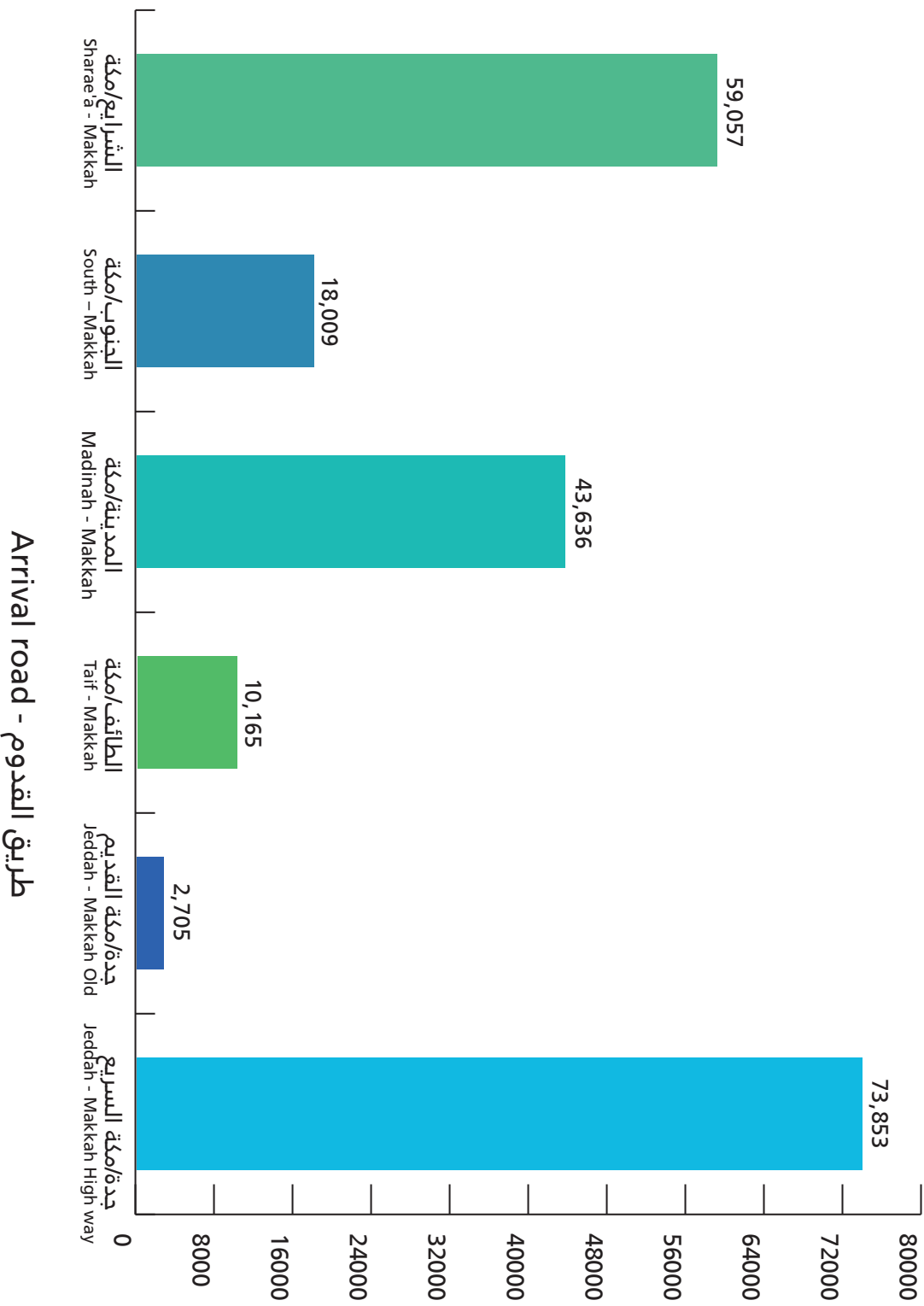
Domestic pilgrims arrival (Saudis) to Makkah al-Mukarramah
from 1/12/1437 H – 9/12/1437 H by arrival road

الجملة Total		الشرائع / مكة Sharae'a- Makkah	الجنوب / مكة South- Makkah	المدينة / مكة Madinah- Makkah	الطائف / مكة Taif- Makkah	جدة / مكة Jeddah- Makkah		التاريخ* Date*
النسبة Ratio	العدد Number					القديم Old	السريرع High way	
%0.7	816	282	34	225	58	4	213	12 /1
%1.2	1,427	808	64	339	64	4	148	12 /2
%1.1	1,261	352	27	606	77	0	199	12 /3
%2.4	2,842	1,001	25	1,447	57	4	308	12 /4
%1.5	1,800	175	91	575	331	12	616	12 /5
%13.7	16,101	1,933	1,346	5,146	986	52	6,638	12 /6
%47.5	56,118	14,625	8,594	12,603	3,505	1,592	15,199	12 /7
%30.4	35,906	8,288	2,748	4,481	3,241	253	16,895	12 /8
%1.5	1,773	606	158	122	182	113	592	12 /9
%100	118,044	28,070	13,087	25,544	8,501	2,034	40,808	الجملة Total
	%100	%23.8	%11.1	%21.6	%7.2	%1.7	%34.6	النسبة Ratio

* According to the observing the moon

* حسب الرؤية

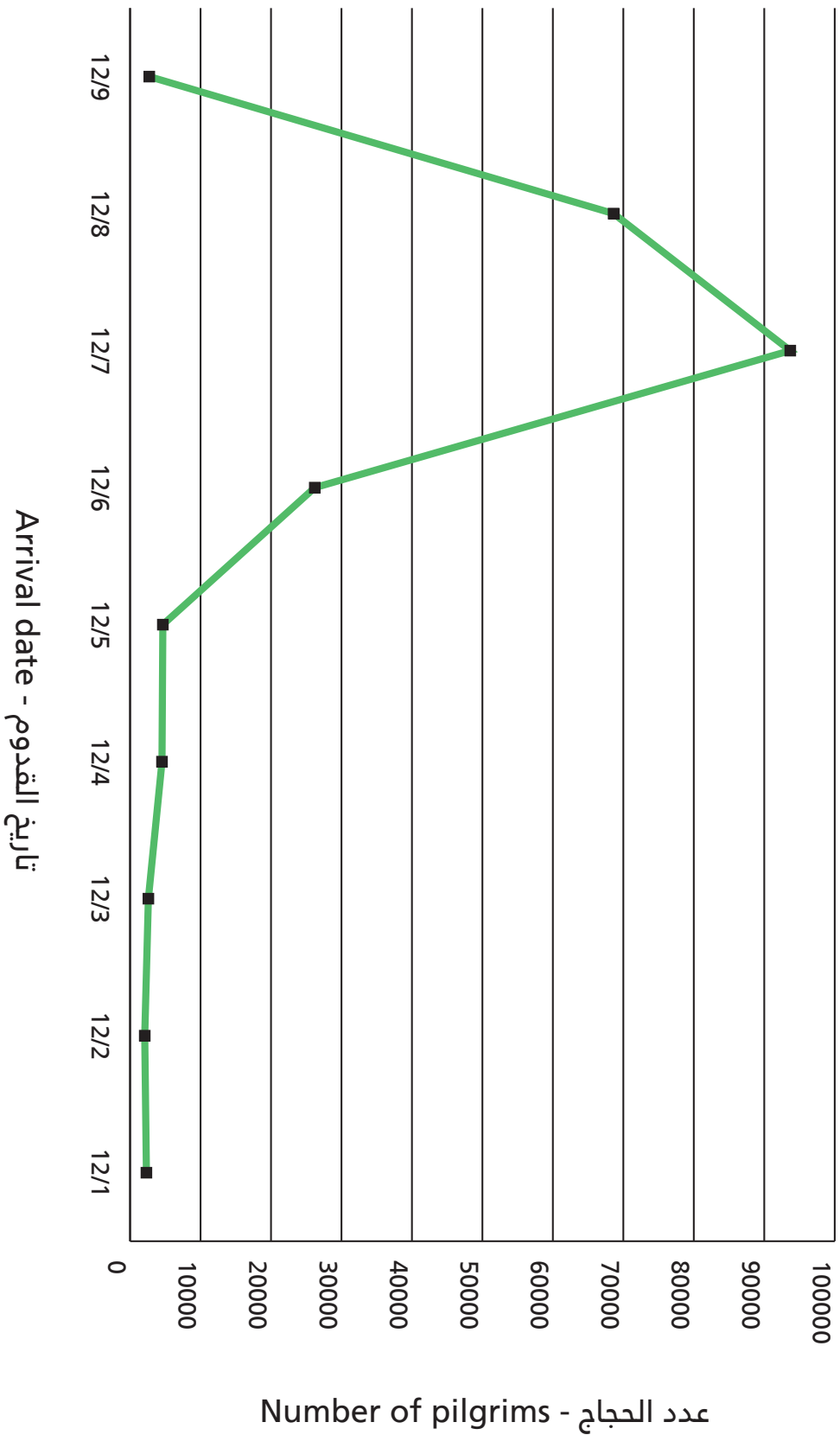
توافد الحجاج من الداخل إلى مدينة مكة المكرمة حسب طريق القدوم لعام ١٤٣٧ هـ Domestic pilgrims arrival to Makkah al-Mukarramah by arrival road in 1437 H



عدد الحجاج من الداخل (سعوديون وغير سعوديين)
Number of domestic pilgrims (Saudi and non-Saudi)

توافد الحجاج من الداخل حسب تاريخ القدوم وإعتباراً من أول ذي الحجة لعام ١٤٣٧ هـ

Domestic pilgrims arrival by date of arrival As of the first Dhul Hijjah 1437 H

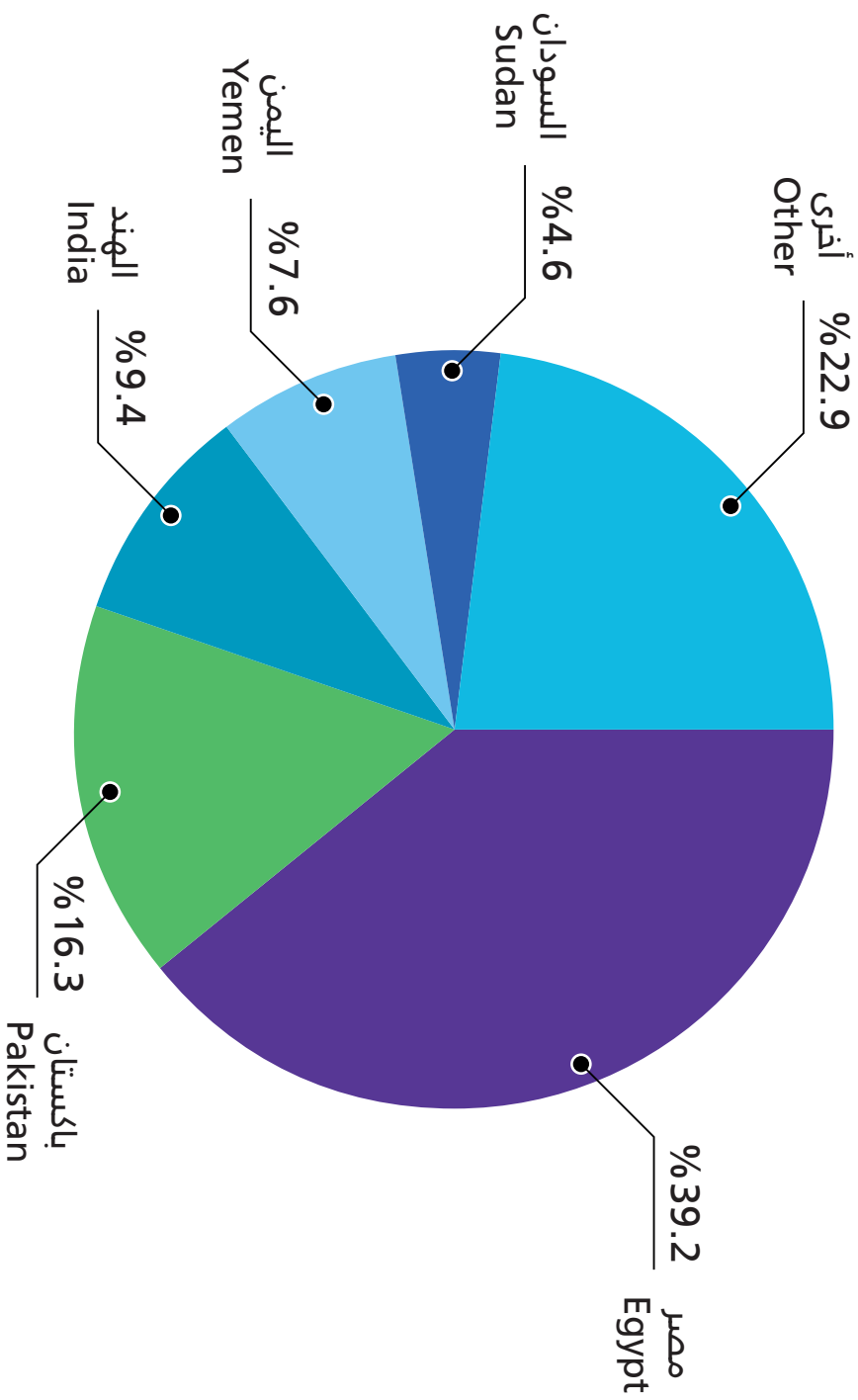


الحجاج غير السعوديين من الداخل لعام ١٤٣٧ هـ مصنفين حسب الجنس والجنسية

Non-Saudis domestic pilgrims in 1437 H by sex and nationality

Nationality	النسبة إلى الإجمالي Ratio to total	عدد الحجاج Number of pilgrims			الجنسية
		جملة Total	إناث Females	ذكور Males	
Egypt	%39.2	34,996	9,375	25,621	مصر
Pakistan	%16.3	14,589	2,331	12,258	باكستان
India	%9.4	8,446	1,573	6,873	الهند
Yemen	%7.6	6,807	1,974	4,833	اليمن
Sudan	%4.6	4,117	971	3,146	السودان
Bangladesh	%3.8	3,394	236	3,158	بنجلاديش
Jordan	%3.6	3,206	868	2,338	الأردن
Syria	%2.1	1,867	571	1,296	سوريا
Indonesia	%2.0	1,749	887	862	اندونيسيا
Philippines	%1.8	1,558	370	1,188	الفلبين
US	%0.8	723	236	487	أمريكا
Morocco	%0.7	602	256	346	المغرب
Ethiopia	%0.6	571	210	361	إثيوبيا
Tunisia	%0.6	542	183	359	تونس
Nigeria	%0.6	537	160	377	نيجيريا
Palestine	%0.5	420	152	268	فلسطين
Malaysia	%0.4	383	120	263	ماليزيا
Kuwait	%0.4	382	105	277	الكويت
UAE	%0.4	318	97	221	الإمارات
Turkey	%0.3	295	39	256	تركيا
Other nationalities	%4.3	3,879	949	2,930	جنسيات أخرى
Total	%100	89,381	21,663	67,718	الجملة

الاجاج غير السعوديين من الداخل لعام ١٤٣٧ هـ مصنفين حسب جنسياتهم
Non-Saudis domestic pilgrims in 1437 H by nationality



الحجاج غير السعوديين من الداخل لعام ١٤٣٧ هـ حسب طريق القدوم مصنفين حسب جنسياتهم

Non-Saudis domestic pilgrims in 1437 H by arrival road and nationality

Arrival road Nationality	الجملة Total	جدة / مكة				جدة / مكة Jeddah- Makkah		طريق القدوم الجنسية	
		الشرايع / مكة Sharae'a- Makkah	الجنوب / مكة South- Makkah	المدنية / مكة Madinah- Makkah	الطائف / مكة Taif- Makkah	القديم Old	السريرع High way		
Egypt	34,996	11,249	1,808	5,823	473	177	15,466	مصر	
Pakistan	14,589	6,058	861	3,167	273	144	4,086	باكستان	
India	8,446	2,348	316	3,118	143	46	2,475	الهند	
Yemen	6,807	2,749	501	777	190	29	2,561	اليمن	
Sudan	4,117	1,635	289	837	87	13	1,256	السودان	
Bangladesh	3,394	1,458	276	977	106	8	569	بنجلاديش	
Jordan	3,206	959	61	658	46	14	1,468	الاردن	
Syria	1,867	692	83	234	60	13	785	سوريا	
Indonesia	1,749	799	204	289	10	2	445	اندونيسيا	
Philippines	1,558	512	183	356	3	0	504	الفلبين	
US	723	72	12	63	4	0	572	امريكا	
Morocco	602	209	24	118	2	0	249	المغرب	
Ethiopia	571	238	61	91	4	1	176	اثيوبيا	
Tunisia	542	184	45	106	30	2	175	تونس	
Nigeria	537	60	29	101	29	175	143	نيجيريا	
Palestine	420	154	7	35	28	0	196	فلسطين	
Malaysia	383	108	8	67	0	0	200	ماليزيا	
Kuwait	382	78	0	97	48	4	155	الكويت	
UAE	318	60	2	65	28	0	163	الامارات	
Turkey	295	127	35	23	13	26	71	تركيا	
Other nationalities	3,879	1,238	117	1,090	87	17	1,330	جنسيات اخرى	
Total	89,381	30,987	4,922	18,092	1,664	671	33,045	العدد	
	Ratio	%100	%34.7	%5.5	%20.2	%1.9	%0.7	%37.0	الجملة النسبة

الحجاج غير السعوديين من الداخل
من ١٢/١/٤٣٧ هـ - ٩/١٢/٤٣٧ هـ مصنفيين حسب جنسياتهم

Non- Saudis domestic pilgrims
from 1/12/1437 H – 9/12/1437 H by nationality

Date*	الجملة Total	12/9	12/8	12/7	12/6	12/5	12/4	12/3	12/2	12/1	التاريخ* الجنسية	
Egypt	34,996	395	15,857	13,770	3,033	726	397	307	176	335	مصر	
Pakistan	14,589	80	4,140	6,188	2,232	691	422	260	185	391	باكستان	
India	8,446	60	2,680	3,990	1,050	234	151	78	44	159	الهند	
Yemen	6,807	102	2,223	2,621	847	307	221	237	94	155	اليمن	
Sudan	4,117	87	1,380	1,859	508	97	67	39	10	70	السودان	
Bangladesh	3,394	13	736	1,826	482	153	58	33	24	69	بنجلاديش	
Jordan	3,206	25	1,246	1,404	313	97	39	34	14	34	الاردن	
Syria	1,867	55	719	755	157	53	17	62	9	40	سوريا	
Indonesia	1,749	4	573	962	161	22	8	10	4	5	اندونيسيا	
Philippines	1,558	19	291	956	200	81	0	5	0	6	الفلبين	
US	723	1	446	210	43	6	2	8	1	6	امريكا	
Morocco	602	0	230	233	72	22	8	21	5	11	المغرب	
Ethiopia	571	6	212	263	70	6	4	0	2	8	اثيوبيا	
Tunisia	542	1	169	274	57	9	20	2	2	8	تونس	
Nigeria	537	0	289	98	54	18	22	23	5	28	نيجيريا	
Palestine	420	0	145	186	24	19	14	9	3	20	فلسطين	
Malaysia	383	0	163	119	95	2	3	0	1	0	ماليزيا	
Kuwait	382	28	63	71	99	100	10	4	1	6	الكويت	
UAE	318	11	78	81	81	21	17	15	6	8	الامارات	
Turkey	295	0	132	93	12	3	26	15	1	13	تركيا	
Other nationalities	3,879	63	943	1,615	521	183	181	174	68	131	جنسيات اخرى	
Total	Number	89,381	950	32,715	37,574	10,111	2,850	1,687	1,336	655	1,503	المعدد
	Ratio	%100	%1.1	%36.6	%42.0	%11.3	%3.2	%1.9	%1.5	%0.7	%1.7	الجملة النسبة

* According to the observing the moon

* حسب الرؤية

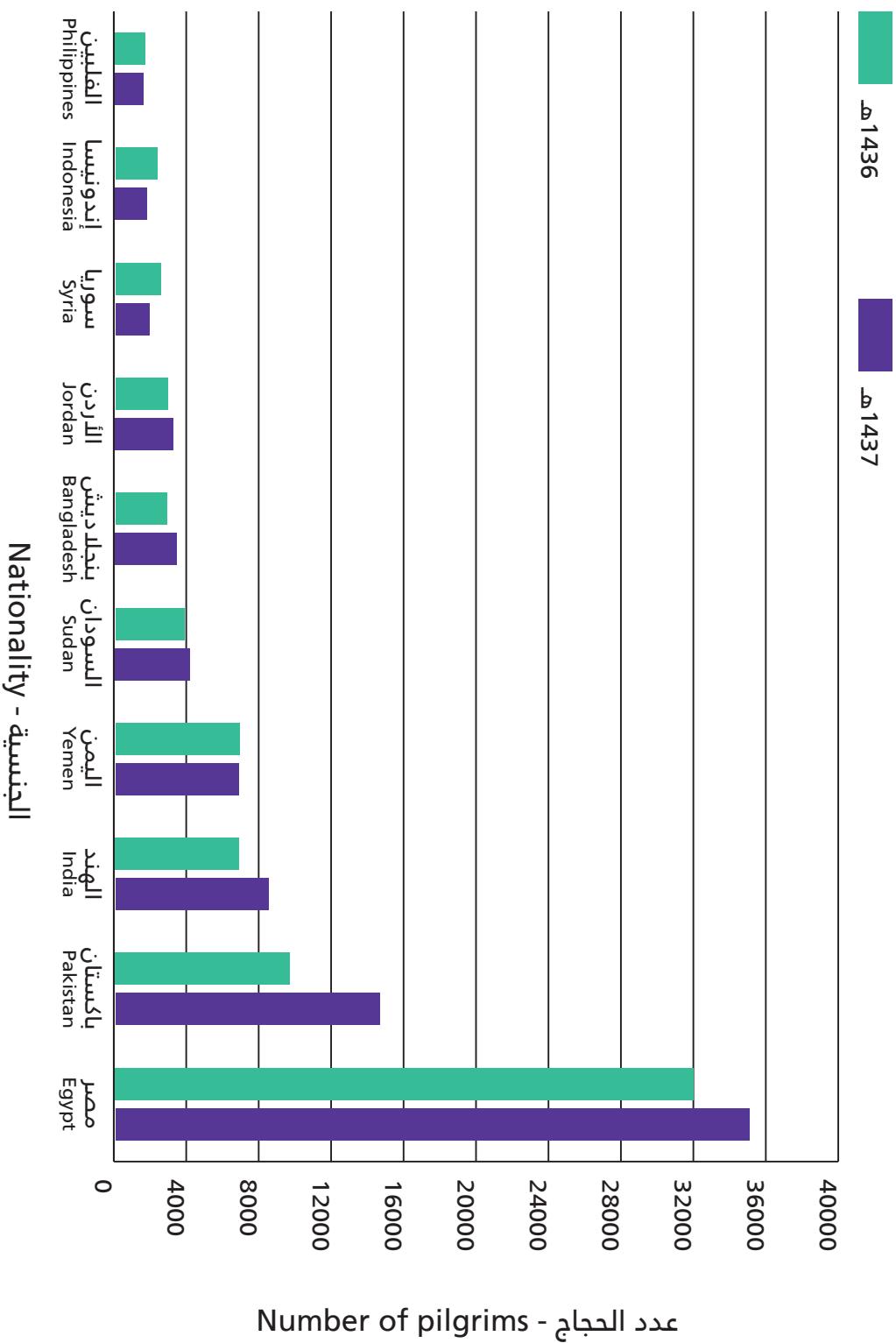
مقارنة أعداد حجاج الداخل من غير السعوديين
مصنفين حسب جنسياتهم بين عام ١٤٣٧ هـ وعام ١٤٣٦ هـ

Comparing numbers of non-Saudis domestic pilgrims
by nationality in 1437 H – 1436 H

Nationality	Number of pilgrims	Difference	الفرق	1436	1437	عدد الحجاج
		نسبته Ratio	مقداره Amount			الجنسية
Egypt		%9.6	3067	31,929	34,996	مصر
Pakistan		%51.5	4959	9,630	14,589	باكستان
India		%23.6	1611	6,835	8,446	الهند
Yemen		-%0.8	-54	6,861	6,807	اليمن
Sudan		%8.2	313	3,804	4,117	السودان
Bangladesh		%19.6	556	2,838	3,394	بنجلاديش
Jordan		%11.2	323	2,883	3,206	الاردن
Syria		-%25.6	-644	2,511	1,867	سوريا
Indonesia		-%24.4	-563	2,312	1,749	اندونيسيا
Philippines		-%5.8	-96	1,654	1,558	الفلبين
US		%210.3	490	233	723	امريكا
Morocco		%4.5	26	576	602	المغرب
Ethiopia		-%33.4	-286	857	571	اثيوبيا
Tunisia		%12.2	59	483	542	تونس
Nigeria		%77.8	235	302	537	نيجيريا
Palestine		-%33.9	-215	635	420	فلسطين
Malaysia		%42.4	114	269	383	ماليزيا
Kuwait		-%43.3	-292	674	382	الكويت
UAE		%30.3	74	244	318	الامارات
Turkey		-%7.2	-23	318	295	تركيا
Other nationalities		-%0.1	-2	3,881	3,879	جنسيات اخرى
Total		%12.1	9,652	79,729	89,381	الجملة

مقارنة أعداد الحجاج غير السعوديين من الداخل بين عام 1437 هـ وعام 1436 هـ مصنفين حسب جنسياتهم

A comparison between the numbers of non-Saudis domestic pilgrims
in 1437 H and 1436 H by nationality



Vehicles



مقارنة أعداد السيارات الناقلة لحجاج الداخل إلى مدينة مكة المكرمة حسب نوع السيارة بين عام ١٤٣٧ هـ وعام ١٤٣٦ هـ

Comparing numbers of arriving vehicles to Makkah al-Mukarramah
by type of vehicle 1437 H - 1436 H

Type of vehicle	الفرق Difference		عدد السيارات لعام Number of vehicles in		نوع السيارة
	النسبة Ratio	مقداره Amount	1436	1437	
Small	-%1.4	- 199	14,340	14,141	صغيرة
Minivans	-%8.7	- 444	5,085	4,641	صالون
Pick-up truck	-%5.4	- 81	1,489	1,408	ونيت
Jeep	-%9.6	- 390	4,047	3,657	جيب
Mini bus	%34.4	417	1,213	1,630	أتوبيس صغير
Bus	%6.7	226	3,385	3,611	أتوبيس كبير
Other	-%69.3	- 183	264	81	أخرى
Total	-%2.2	- 654	29,823	29,169	الجملة

عدد السيارات الناقلة لحجاج الداخل إلى مدينة مكة المكرمة
من ١٢/١٤٣٧ هـ - ٩/١٢/١٤٣٧ هـ حسب نوع السيارة

Number of vehicles carrying domestic pilgrims to Makkah
al-Mukarramah by type of vehicle from 1/12/1437 H - 9/12/1437 H

Date* Type of vehicle	الجملة Total	12/9	12/8	12/7	12/6	12/5	12/4	12/3	12/2	12/1	التاريخ* نوع السيارة
Small	14,141	484	3,796	5,708	1,999	801	431	302	203	417	صغيرة
Minivans	4,641	194	1,340	1,865	611	188	137	106	75	125	صالون
Pick-up truck	1,408	66	349	683	190	47	29	14	6	24	ونيت
Jeep	3,657	136	1,126	1,684	400	131	62	37	36	45	جيب
Mini bus	1,630	22	340	593	325	138	79	49	16	68	أتوبيس صغير
Bus	3,611	31	1,272	1,612	414	51	85	51	47	48	أتوبيس كبير
Other	81	17	13	24	8	4	3	5	2	5	أخرى
Total	29,169	950	8,236	12,169	3,947	1,360	826	564	385	732	المجموع

* According to the observing the moon

* حسب الرؤية

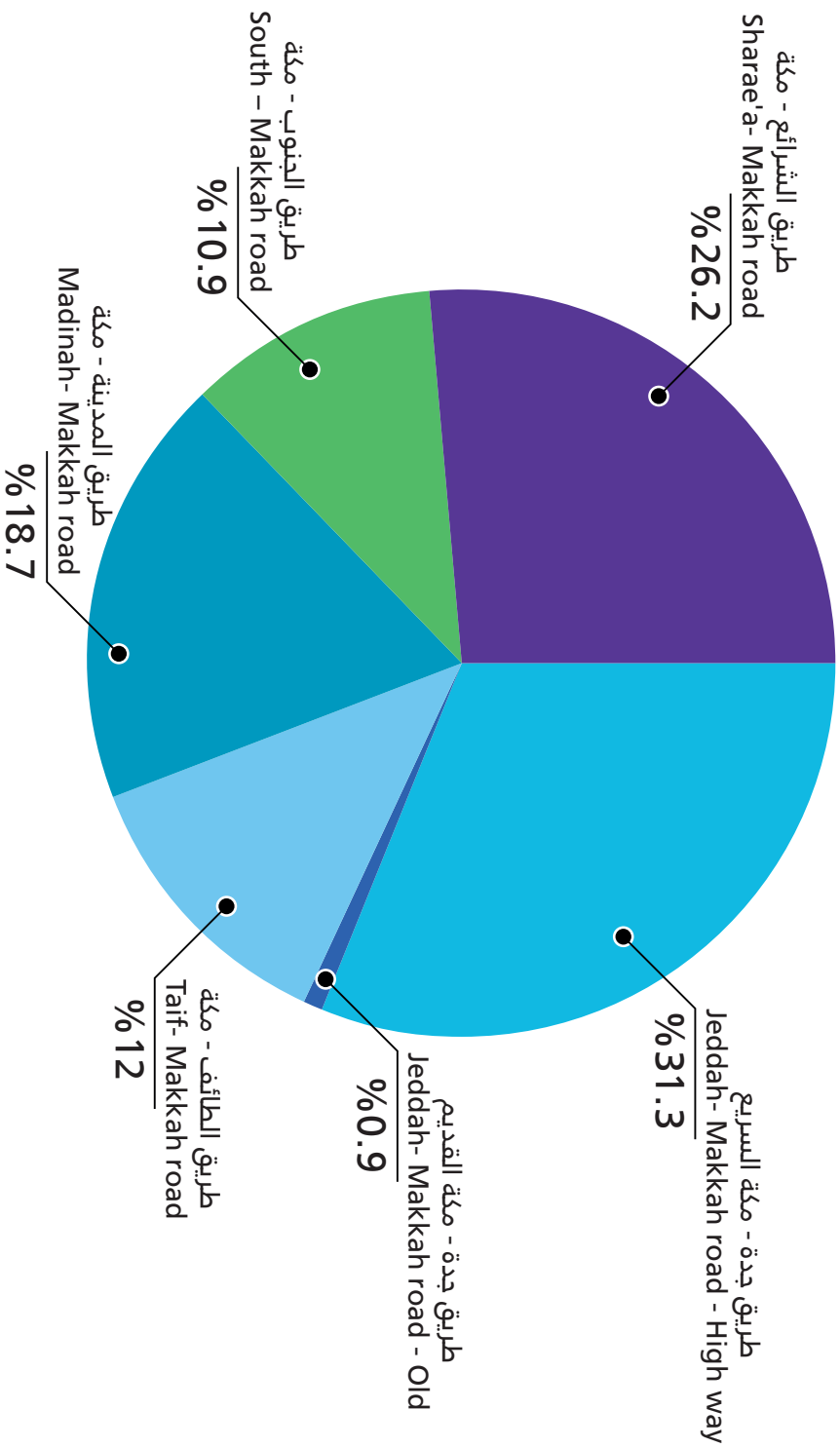
عدد السيارات الناقلة لحجاج الداخل إلى مدينة مكة المكرمة حسب نوع السيارة وطريق القدوم

Number of vehicles carrying domestic pilgrims
to Makkah al-Mukarramah by type of vehicle and arrival road

Arrival road Type of vehicle	Total		الجملة Sharae'a	الجنوب South	المدينة Madinah	الطائف Taif	جدة / مكة Jeddah- Makkah		طريق القدوم نوع السيارة	
	النسبة Ratio	العدد Number					القديم Old	السرير High way		
Small	%48.5	14,141	3,495	1,354	2,659	1,612	115	4,906	صغيرة	
Minivans	%15.9	4,641	1,480	372	735	886	45	1,123	صالون	
Pick-up truck	%4.8	1,408	417	344	269	232	15	131	ونيت	
Jeep	%12.5	3,657	1,034	753	689	699	32	450	جيب	
Mini bus	%5.6	1,630	123	39	273	44	20	1,131	أتوبيس صغير	
Bus	%12.4	3,611	1,081	314	797	0	52	1,367	أتوبيس كبير	
Other	%0.3	81	21	1	24	19	1	15	أخرى	
Total	Number	%100	29,169	7,651	3,177	5,446	3,492	280	9,123	العدد الإجمالي
	Ratio		%100	%26.2	%10.9	%18.7	%12.0	%0.9	%31.3	النسبة

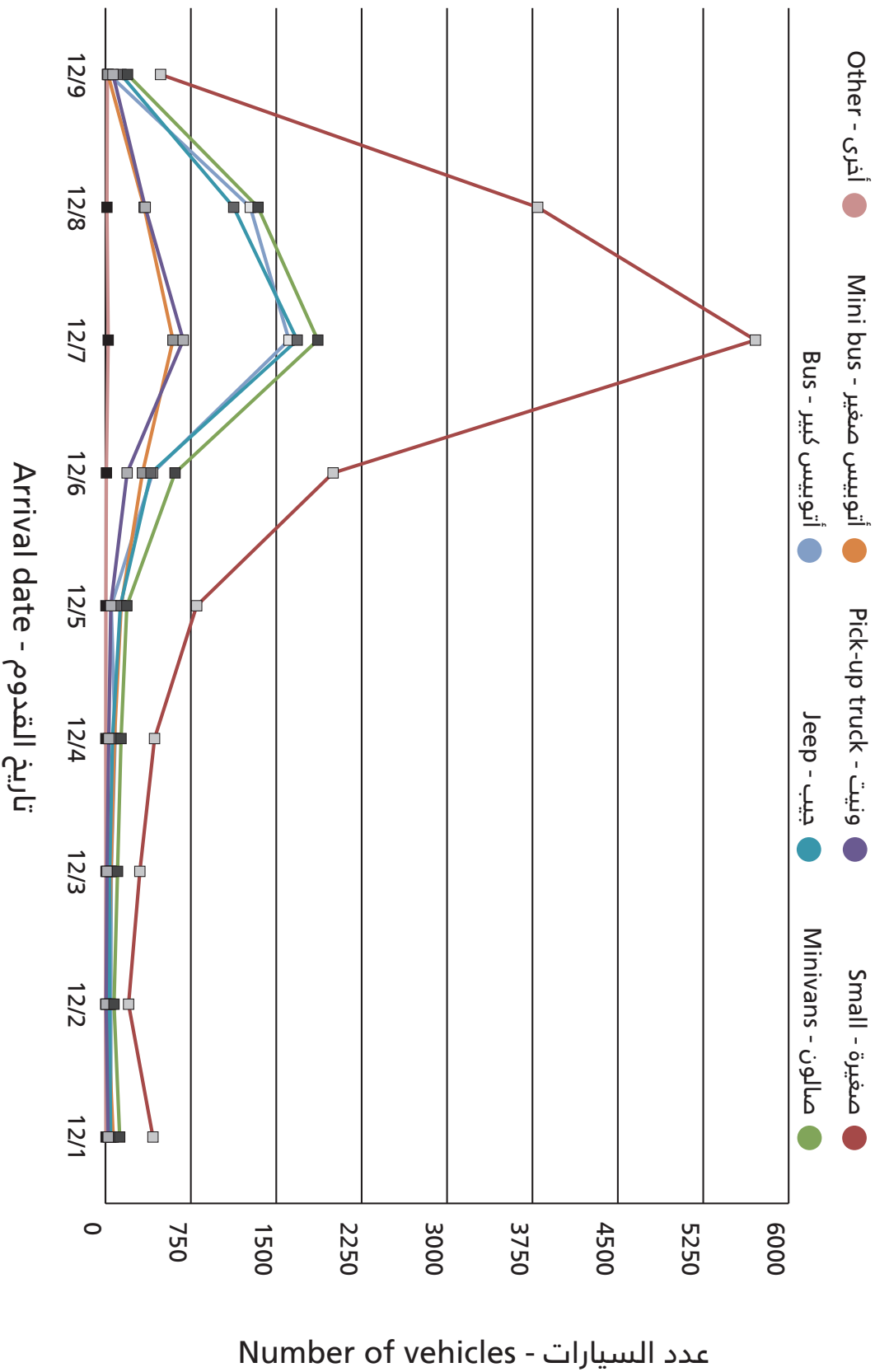
السيارات الناقلة لجاج الداخل إلى مدينة مكة المكرمة حسب طريق القُدوم لعام ١٤٣٧ هـ

The Vehicles carrying domestic pilgrims to Makkah al-Mukarramah by arrival road in 1437 H



السيارات الناقلة لرجال الحج الداخل إلى مدينة مكة المكرمة لعام ١٤٣٧ هـ حسب نوع السيارة وتاريخ القدوم

The vehicles carrying domestic pilgrims to Makkah al-Mukarramah
by type of vehicle and date of arrival



Foreign pilgrims



الحجاج من الخارج لعام ١٤٣٧ هـ موزعين حسب الجنس وطريقة القدوم

Foreign pilgrims in 1437 H by sex and transportation mean

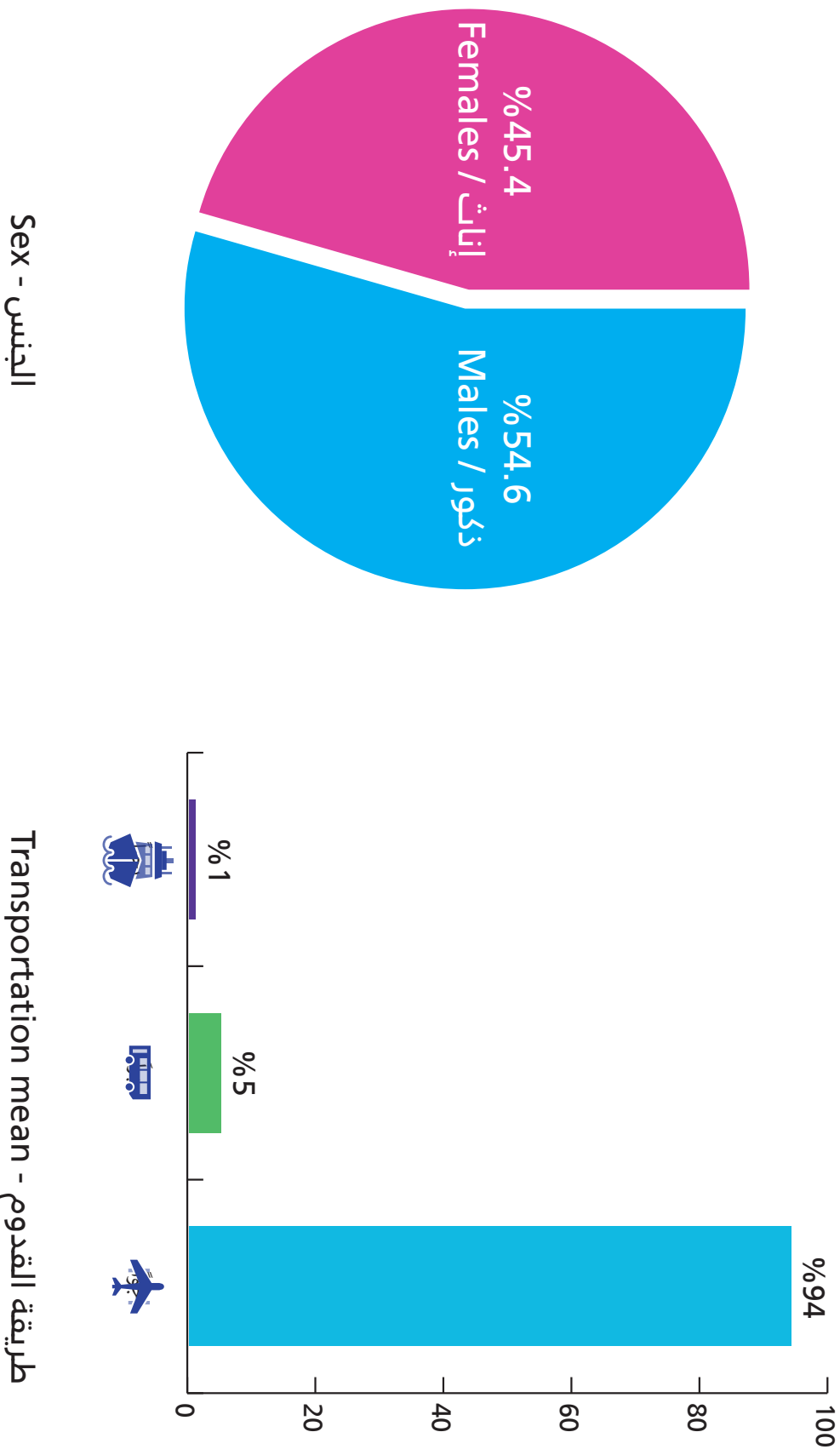
Transportation mean	النسبة Ratio	عدد الحجاج			طريقة القدوم
		الجملة Total	إناث Females	ذكور Males	
Air	%94	1,246,883	567,789	679,094	جوا
Land	%5	65,766	27,586	38,180	برا
Sea	%1	12,723	6,192	6,531	بحرا
Total	%100	1,325,372	601,567	723,805	الجملة

Reference: Passport General Department Statistics division

المصدر : المديرية العامة للجوازات - قسم الإحصاء

الذجاج من الخارج لعام ١٤٣٧هـ موزعين حسب الجنس وطريقة القدوم

Foreign pilgrims in 1437 H by sex and transportation mean



الحجاج من الخارج لعام ١٤٣٧ هـ موزعين حسب الجنس وتاريخ القدوم Foreign pilgrims by sex and date of arrival 1437 H

Date *	عدد الحجاج				التاريخ *
	النسبة إلى الاجمالي Ratio to total	الجملة Total	إناث Females	ذكور Males	
From the beginning of season till 6/11	%7.9	105,157	46,654	58,503	من بداية الموسم حتى نهاية ١١/٦
07/11- 12/11	%12.9	171,730	77,931	93,799	من ١١/٧ حتى نهاية ١١/١٢
13/11- 18/11	%14.1	186,408	86,580	99,828	من ١١/١٣ حتى نهاية ١١/١٨
19/11- 24/11	%17.8	235,537	108,963	126,574	من ١١/١٩ حتى نهاية ١١/٢٤
25/11- 29/11	%21.6	285,783	131,578	154,205	من ١١/٢٥ حتى نهاية ١١/٢٩
01/12- 08/12	%25.7	340,757	149,861	190,896	من ١٢/١ حتى يوم ١٢/٨
Total	%100	1,325,372	601,567	723,805	الجملة

* Om Alqura calendar

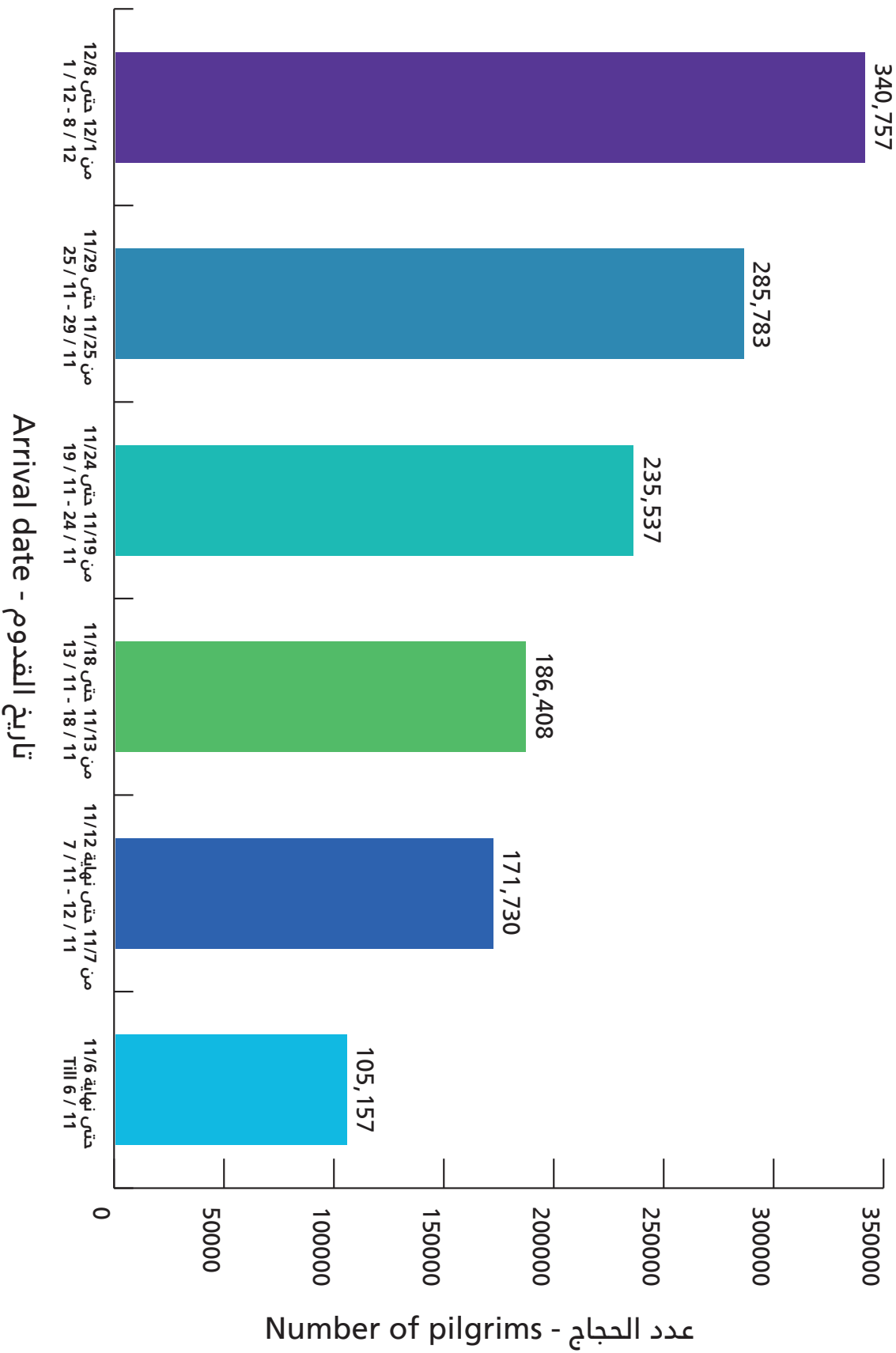
Reference: Passport General department- statistics division

* حسب تقويم أم القرى

- المصدر: المديرية العامة للجوازات - قسم الإحصاء

توافد الحجاج من الخارج لعام ١٤٣٧ هـ حسب تاريخ القدوم

Foreign pilgrims arrival for 1437 H by date of arrival



الحجاج من الخارج لعام ١٤٣٧ هـ موزعين حسب الجنس وتاريخ وطريقة القدوم

Foreign pilgrims in 1437 H by sex, date and transportation mean

DATE *	Number of pilgrims						التاريخ *
	بحرا Sea		برا Land		جوا Air		
	إناث Females	ذكور Males	إناث Females	ذكور Males	إناث Females	ذكور Males	
From the beginning of season till 6/11	0	0	0	0	46,654	58,503	من بداية الموسم حتى نهاية ١١/٦
07/11- 12/11	0	0	0	202	77,931	93,597	من ١١/٧ حتى نهاية ١١/١٢
13/11- 18/11	2,423	2,638	1,307	1,607	82,850	95,583	من ١١/١٣ حتى نهاية ١١/١٨
19/11- 24/11	1,017	1,081	3,193	4,059	104,753	121,434	من ١١/١٩ حتى نهاية ١١/٢٤
25/11- 29/11	1,934	1,914	14,094	18,530	115,550	133,761	من ١١/٢٥ حتى نهاية ١١/٢٩
01/12- 08/12	818	898	8,992	13,782	140,051	176,216	من ١٢/١ حتى يوم ١٢/٨
Total	6,192	6,531	27,586	38,180	567,789	679,094	الجملة

* Om Alqura calendar

Reference: Passport General department- statistics division

* حسب تقويم أم القرى

- المصدر: المديرية العامة للجوازات - قسم الإحصاء

مقارنة أعداد حجاج الخارج بين عامي ١٤٣٧ هـ و ١٤٣٦ هـ حسب طريقة القدوم

Comparing numbers of foreign pilgrims
by transportation mean 1437 H - 1436 H

Transportation mean	الفرق Difference		عدد الحجاج في عام Number of pilgrims in		طريقة القدوم
	النسبة Ratio	مقداره Amount	1436	1437	
Air	-%6.5	- 87,364	1,334,247	1,246,883	جوا
Land	%74.1	27,995	37,771	65,766	برا
Sea	-%1.5	- 200	12,923	12,723	بحرا
Total	-%4.3	- 59,569	1,384,941	1,325,372	الجملة

Reference: Passport General department- statistics division

- المصدر: المديرية العامة للجوازات- قسم الإحصاء

أعداد حجاج الخارج حسب طريقة القدوم خلال عام ١٤٣٧هـ وعام ١٤٣٦هـ

Number of foreign pilgrims by way of arrival for the years 1436 H and 1437 H



الهيئة العامة للإحصاء General Authority for Statistics



www.stats.gov.sa



@Stats_Saudi



Stats.Saudi



Stats_Saudi