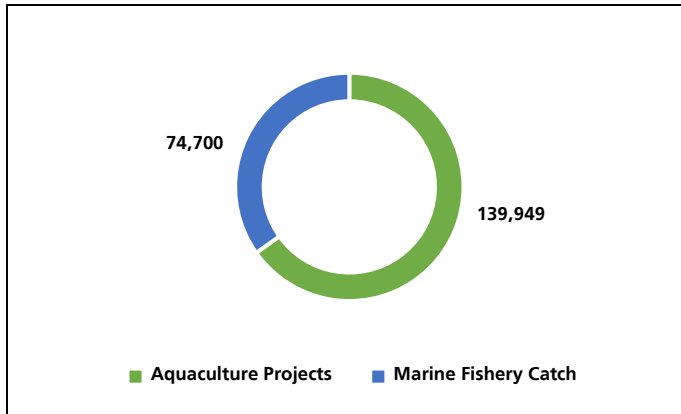


## Fishery production increases to 214 thousand tons in 2023

The results of fisheries and aquaculture for 2023 show that the quantity of catch in marine fisheries reached over 74 thousand tons, marking a 16.2% increase compared to 2022. In the aquaculture sector, the results indicate that the total fish production from fish farming projects amounted to approximately 140 thousand tons, reflecting a 56.4% increase from 2021 (Figure1).

Figure1: Catch and production quantity in 2023 (Ton)



### Production quantity of aquaculture projects and marine fishery catch

The results of fisheries and aquaculture for 2023 indicate that the total fish production from saltwater projects reached over 92 thousand tons. Additionally, fish production from inland water projects amounted to more than 47 thousand tons. In marine fishing, the total catch in the Kingdom's marine fisheries was 74,700 tons for 2023, with approximately 47 thousand tons from the Arabian Gulf and over 27 thousand tons from the Red Sea (Figures2 and 3).

Figure2: Production quantity in fish farming projects in 2023 (Ton)

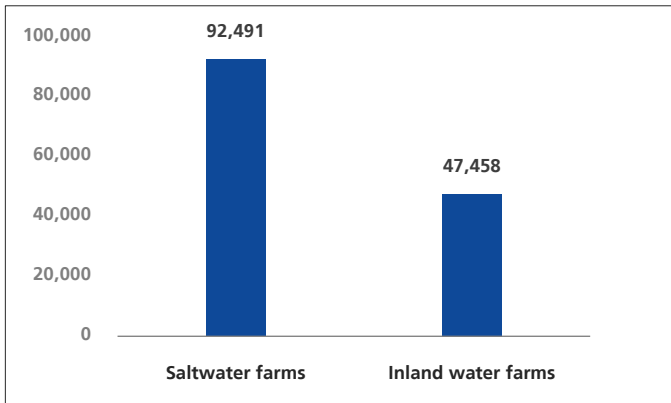
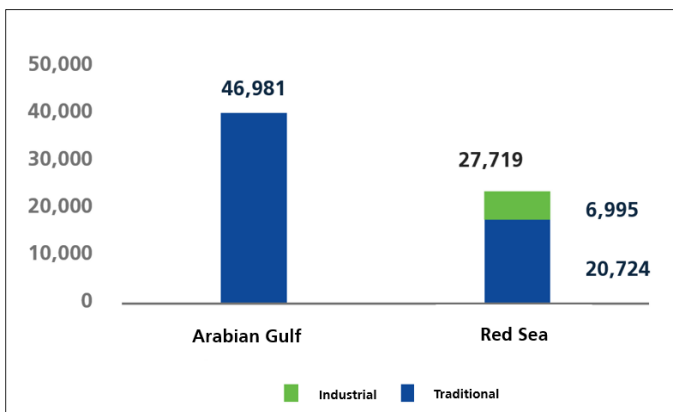


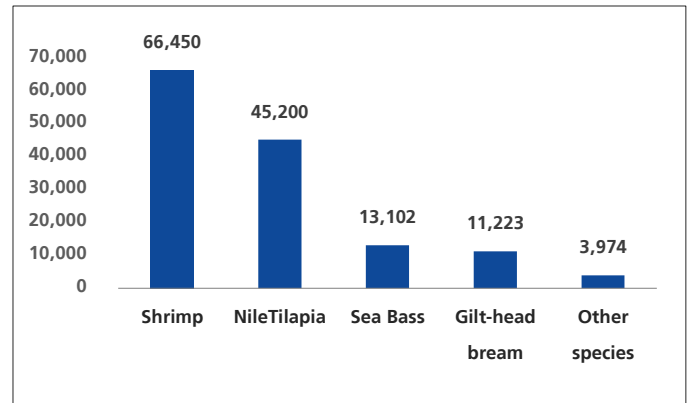
Figure3: Catch quantity in fisheries in 2023 (Ton)



### Production quantity by type in aquaculture projects

Shrimp production totaled over 66 thousand tons, ranking as the highest in terms of production quantity. It is followed by Nile tilapia, which produced more than 45 thousand tons, and sea bass, with a production of over 13 thousand tons (Figure4).

Figure4: Production quantity by type in 2023 (Ton)



### Quantity of shrimp catch the highest in fisheries

The results showed that the total shrimp catch in marine fisheries was 13,665 tons. The Arabian Gulf accounted for the largest share of this catch, with 12,830 tons, representing 93.9% of the total shrimp catch. In contrast, the Red Sea accounted for 835 tons, or 6.1% of the total shrimp catch in 2023.

Table1: Key indicators of marine fisheries and aquaculture

Marine fishery indicators	Unit	2022	2023
Total catch quantity of marine fisheries	Thousand tons	64.3	74.7
Total catch quantity of shrimp	Thousand tons	11.8	13.7
Total imports of marine products	Thousand tons	266.6	300.8
Total exports of marine products	Thousand tons	47.8	43.9
Aquaculture indicators	Unit	2021	2023
Total production quantity of fish farming projects	Thousand tons	89.5	139.9
Total shrimp production quantity of fish farming projects	Thousand tons	67.7	66.4

Source: [Tables](#).

### Reference Metadata

Marine Fisheries and Aquaculture Publication provides key statistics on the fisheries sector in the Kingdom, covering catches from marine fisheries as well as aquaculture in fish farming projects. The publication is based on data from the comprehensive agricultural survey, along with administrative records from the Ministry of Environment, Water, and Agriculture, and the Agricultural Development Fund.

[For more details, refer to the metadata report.](#)