

Total catch from marine fisheries in Saudi Arabia exceeds 64 thousand metric tons in 2022

The total catch from marine fisheries in the Kingdom was 64,264 metric tons in 2022, representing a 1.4% increase from the total catch in 2021. The catch from the Arabian Gulf accounted for 62.9%, while the Red Sea contributed 37.1% of the total catch. Traditional fisheries constituted 90.6% of the total catch in the Kingdom. Out of these traditionally captured fisheries, the Eastern Region came first in terms of quantity at about 40,417 metric tons, followed by Jazan Region with a quantity of 8,199 metric tons (Figures 1 and 2).

Figure 1. Catch from marine fisheries for 2022 (metric ton)

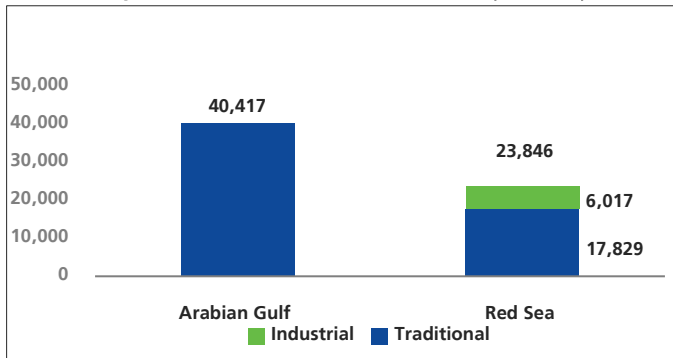
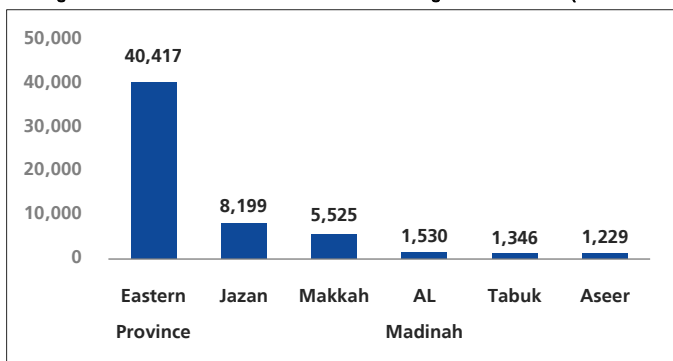


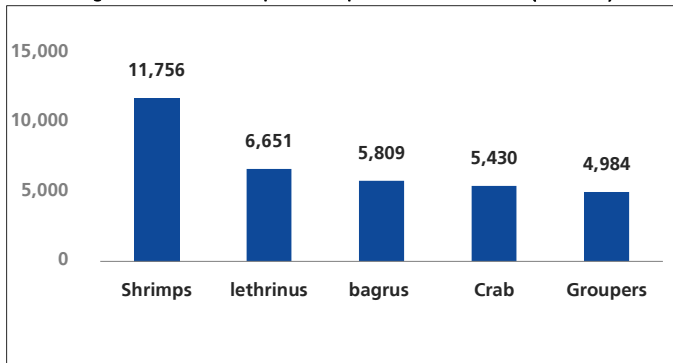
Figure 2. Total catch from traditional fisheries at the region level for 2022 (metric ton)



Catches in Arabian Gulf and Red Sea

In 2022, shrimps accounted for the highest percentage of total catches from marine catch in the Kingdom at 18.3% which is quantified at 11,756 metric tons, followed by lethrinus nebulosus at 10.3%. Catches of bagrus made up 9% of total catches in the Kingdom's coasts with 5,809 metric tons (Figure 3).

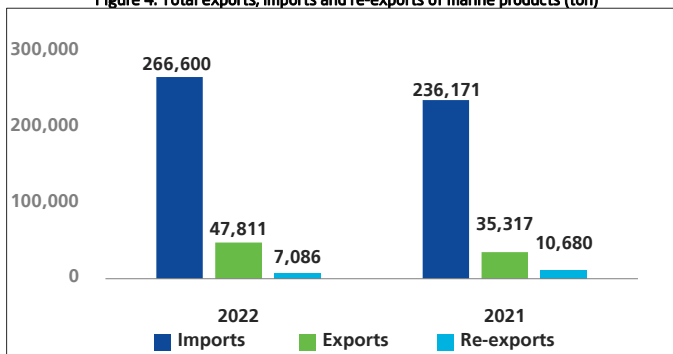
Figure 3. Catches of most prominent species' fisheries for 2022 (metric ton)



Exports and imports of marine products

Exports of marine products totaled approximately 48 thousand tons in 2022, 35.4% higher than 2021, and imports totaled about 267 thousand tons for the same year, 12.9% higher than 2021, while re-exports amounted to 7 thousand tons (Figure 4).

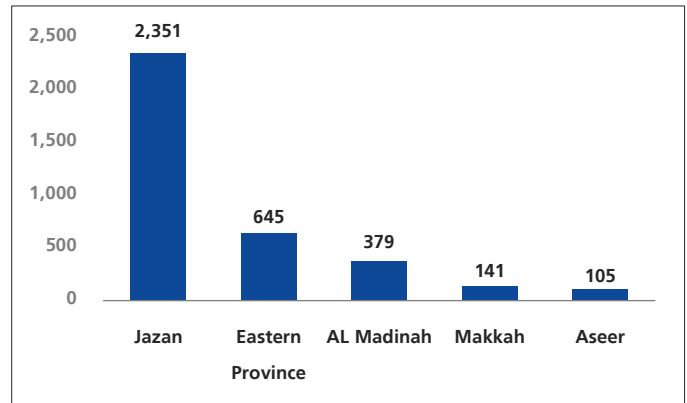
Figure 4. Total exports, imports and re-exports of marine products (ton)



Development loans for marine fisheries

The value of development loans for marine fisheries was SAR 3,621,002 during 2022 with a number of 29 long-term loans for fishing vessels and equipment (Figure 5).

Figure 5. Value of loans granted to marine fisheries at the region level for 2022 (one thousand SAR)



Number of workforces in marine fisheries

In 2022, the number of workforce in marine fisheries amounted to 30,099. The percentage of fishermen was 29.1%, while fishworkers accounted for 70.9% of the total workforce. The percentage of Saudi fishworkers reached 17.7%, while non-Saudi made up 82.3%.

Fishing vessels in Arabian Gulf and Red Sea

The number of fishing vessels in the Kingdom reached 10,737 during 2022. Traditional vessel accounted for the highest percentage of fishing vessel, at approximately 98.5% of the total vessels. Vessels in the Red Sea constituted 80.1% of the total number of vessels in the Kingdom's coasts.

Table 1. Highlights of marine fisheries indicators

Indicators	Unit	2021	2022
Total catch from marine fisheries	One thousand metric tons	63.4	64.3
Total catch from shrimps	One thousand metric tons	7.6	11.8
Total imports of marine products	One thousand tons	236.2	266.6
Total exports of marine products	One thousand tons	35.3	47.8
Loans granted to marine fisheries industry	One million SAR	74.3	3.6
Numbers of workforce in marine fisheries	Number	30,019	30,099
Numbers of fishing vessels	Number	10,764	10,737

Source: [tables](#).

Metadata and reference data

The marine fisheries publication identifies the total catch from marine fisheries in the Kingdom, the numbers of fishing vessels, workforce numbers, exports, imports and development loans granted to fishing activity. It is based on administrative records data from the Ministry of Environment, Water and Agriculture, the Zakat, Tax, and Customs Authority and the Agricultural Development Fund. For more details, please see the [reference metadata](#).