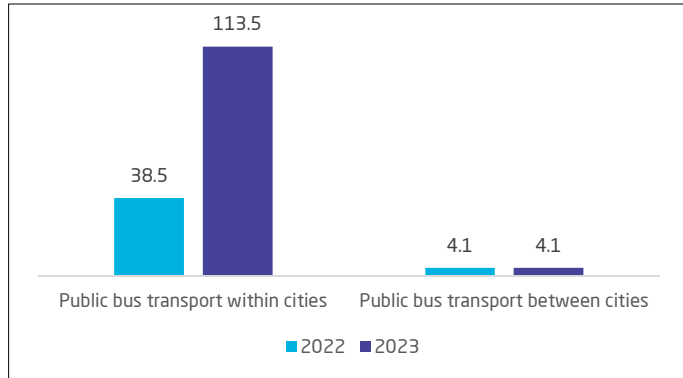


Number of public bus passengers increases by 176% in 2023

Statistics show that the number of public bus passengers intercity and intracity in 2023 exceeded 117.6 million passengers, representing a 176% increase compared to 2022. Of this total, more than 113.5 million passengers used city buses in 2023, up by 195% from 2022. Conversely, bus passengers intercity amounted about 4.1 million passengers in 2023. Additionally, the total number of bus trips intracity and intercity was 3.7 million passengers in 2023. (Figure1)

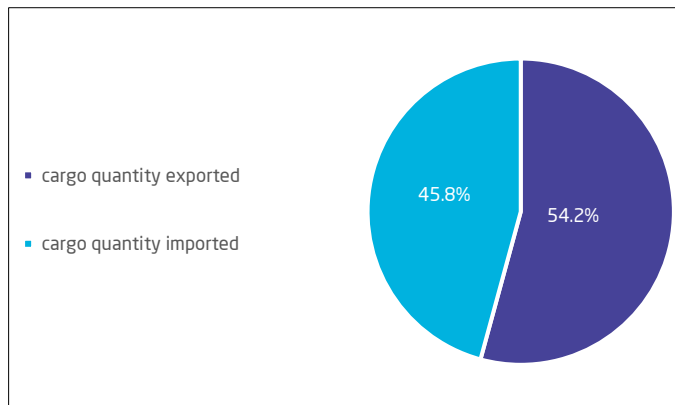
Figure1. Number of public bus passengers intracity and intercity for 2022-2023 (Million)



Land cargo

The results showed that the total amount of cargo issued through land ports is more than 13.5 million tons for the year 2023, up by 6.2% from 2022, while the amount of incoming cargo through land ports reached more than 11.4 million tons, up by 0.3% from 2022. Batha port had the highest amount of exports and imports, as the percentage of exports reached 31.1% and the percentage of imports reached 36.7% of the total land ports in the Kingdom. (Figure2).

Figure2. Relative distribution of total cargo quantity exported and imported through land ports in 2023



Road network

The data reveals that the total length of the road network reached 316.9 thousand kilometers in 2023, marking a 2.2% increase from 2022. Urban roads accounted for 194.4 thousand kilometers, up by 0.8% from the previous year. Intercity roads totaled 74.2 thousand kilometers, showing a 0.9% rise compared to 2022. Additionally, the length of graded unpaved roads was 48.3 thousand kilometers in 2023, which is a 10.6% increase from the previous year.

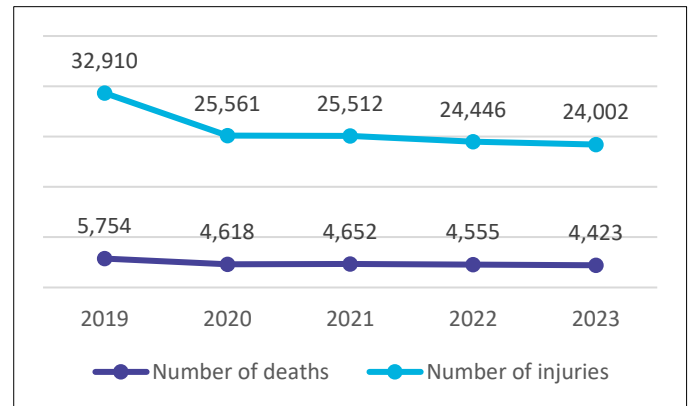
Traffic on roads

The data indicates that traffic on the road network intercity in the Kingdom reached 390.4 million vehicles in 2023, averaging 33.2 million vehicles per month. Additionally, truck traffic entering through land ports was 1.7 million trucks, marking an increase of 8.7% from 2022, while truck traffic exiting through land ports totaled 1.6 million trucks, a 7.5% rise from the previous year. Furthermore, vehicle traffic entering through land ports amounted to 11.8 million vehicles, a 28.9% increase compared to 2022, and vehicle traffic leaving through land ports reached 11.9 million vehicles, up by 26% from 2022.

Land transport accidents

The data indicates a 2.5% decrease in serious traffic accidents for 2023 compared to 2022. It also shows a 2.9% decrease in traffic accidents fatalities and a 1.8% decrease in traffic accidents injuries for 2023 compared to the previous year. The data for 2023 reveals that the highest percentage of fatalities due to traffic accidents occurred in the age group of (18-30), accounting for 35%, followed by the (31-40) age group at 22%. (Figure3)

Figure3. Number of traffic-related fatalities and injuries (2019-2023)



Registered vehicles and travelled distance

The data shows that the number of registered and roadworthy vehicles reached 15.1 million by the end of 2023, representing a 6.2% increase from 2022. Additionally, the average daily distance traveled by vehicles on the roads was 220.5 million kilometers in 2023, which is a 2.2% decrease compared to 2022.

Vehicle routing activity

The data showed that the number of trips in the small vehicle routing activity for 2023 amounted to 63.8 million trips, down by 9.8% from 2022 through 260,780 small cars. Riyadh Region had the highest number of trips by 39.6%, followed by Makkah Region by 24.5% and Eastern Region by 17.3% for the year 2023.

Key Indicators of Land Transport 2022-2023

Key indicators	Unit	2022	2023
Quantity of cargo exported through land ports	Ton (Million)	12.7	13.5
Quantity of cargo imported through land ports	Ton (Million)	11.3	11.4
Total length of the road network	Kilometer (Thousand)	310	316.9
Serious traffic accidents	Number	16,962	16,534
Traffic accident fatalities	Number	4,555	4,423
Traffic accident injuries	Number	24,446	24,002
Public bus passengers intracity	Number (Million)	38.5	113.5
Public bus passengers intercity	Number (Million)	4.1	4.1
Registered and roadworthy vehicles	Number (Million)	14.2	15.1
Average daily kilometers traveled by vehicles on roads	Kilometer (Million)	225.5	220.5

Tables

Reference Metadata

The Land Transport Statistics Publication is an annual publication that provides statistics and indicators on passenger traffic via public transport, as well as on cargo movement, infrastructure, and road traffic. This Publication is a reliable resource used for conducting studies and research in the field of land transport and for local, regional, and international comparisons. It is based on administrative record data from various government and private entities.

[For more details, refer to the metadata report](#)