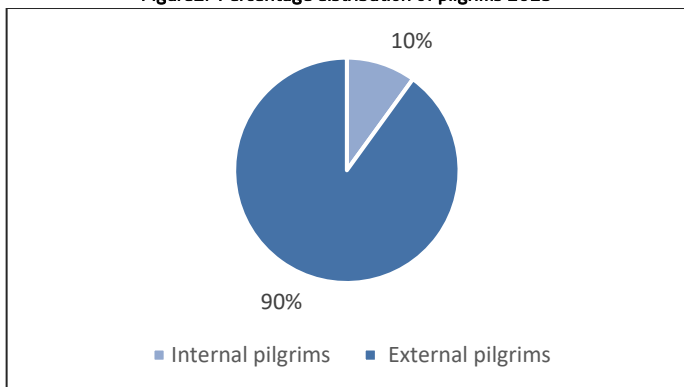


Total number of pilgrims is 1,845,045 in 1444 H

The total number of internal and external pilgrims reached 1,845,045 in 2023, where the percentage of external pilgrims accounted for 90% of the total number of pilgrims with 1,660,915 pilgrims, coming through various ports. however, the percentage of internal pilgrims amounted to 10% with 184,130 pilgrims. on the other hand, the percentage of Saudi pilgrims was 6.6% of the total number of pilgrims in 2023. (figure1)

Figure1. Percentage distribution of pilgrims 2023



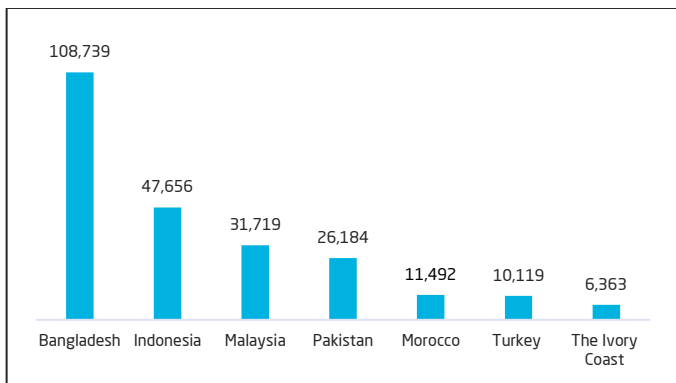
Average length of external pilgrims stay

The results showed that the average length of external pilgrims stay in the Kingdom was 31.6 nights, during which the pilgrims moved between the regions of Makkah and Madinah during the Hajj season, which began on 1/11/1444H corresponding to 21/5/2023, and ended on 15/1/1444H corresponding to 2/8/2023.

Beneficiaries of the Makkah Route Initiative

The number of countries benefiting from the Makkah Route Initiative reached 7 countries, which are Morocco, Indonesia, Malaysia, Pakistan, Bangladesh, Turkey, and Ivory Coast. However, the number of beneficiaries amounted to 242,272 pilgrims. Operation of Makkah Route Initiative started during the 2017 Hajj season and stopped in the 2020 and 2021 seasons due to the Corona pandemic, but it has been resumed after that. The total number of beneficiaries of this initiative until the 1444 H Hajj season was 617,756 pilgrims. (Figure2).

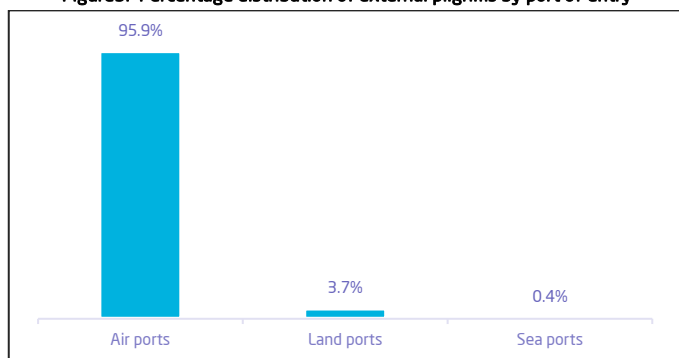
Figure2: Total number of pilgrims benefiting from the Makkah Route Initiative



Percentage distribution of external pilgrims by way of arrival.

The results showed that the number of pilgrims coming through airports amounted to 1,593,271 pilgrims, with a percentage of 95.9% of the total external pilgrims, while the number of pilgrims coming through land ports reached 60,813 pilgrims by 3.7%, and the number of pilgrims coming through seaports accounted for 6,831 pilgrims by 0.4%.(Figure3).

Figure3: Percentage distribution of external pilgrims by port of entry



Percentage distribution of pilgrims by sex

the administrative data showed that the number of male pilgrims was 969,694 making up 52.6%, while the number of females was 875,351 accounting for 47.4% of the total pilgrims. The percentage distribution recorded 48.2% for Saudi male pilgrims and 51.8% for females out of the total Saudi internal pilgrims. (Figure4)

Figure4. Percentage distribution of pilgrims by sex

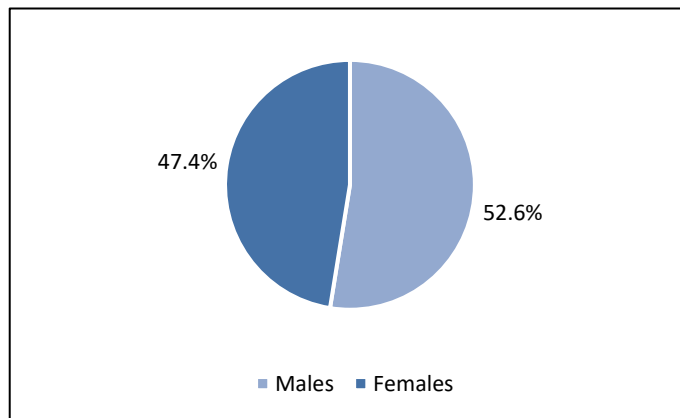


Table1. Key indicators of Hajj statistics

Indicator	Unit	2023
Total number of internal pilgrims	Number	184130
Total number of external pilgrims	Number	1660915
Total number of pilgrims	Number	1845045
Total number of male pilgrims	Number	969694
Total number of female pilgrims	Number	875351
Total number of countries benefiting from the Makkah Route Initiative	Number	7
Total number of pilgrims benefiting from the Makkah Route Initiative	Number	242272
Average length of external pilgrims stay in the Kingdom.	Night	31.6

Reference metadata

The data of the Hajj Statistics Publication is based on the administrative records of the Ministry of Interior, which includes the number of pilgrims, their detailed characteristics and the services provided within the temporal and spatial scope of the pilgrims. After the process of data collection, data is analyzed and classified according to the statistical work procedures adopted by the General Authority for Statistics.

[For more details, go to the reference metadata report.](#)