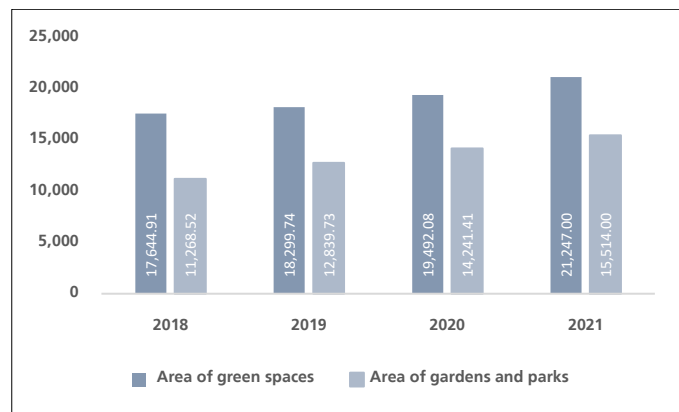


Green spaces and areas of gardens and parks increase by 9% in 2021

Green spaces in municipal sector recorded an expansion by 9.00% during 2021 compared to 2020, reaching 21,247 hectares. Simultaneously, areas of gardens and parks increased by 8.94% compared to 2020, amounting to 15,514 hectares. This is in line with the government’s Green Saudi Arabia and Green Middle East initiatives (Figure 1, Table 1).

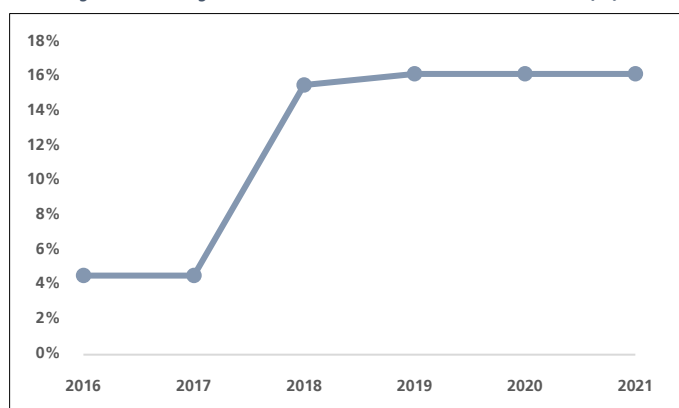
Figure (1): Area of green spaces, gardens, and parks in municipal sector (hectares)



Terrestrial and Marine Reserves

Terrestrial reserves area amounted to 324,151 square kilometers in 2021, covering 16.21% of the total area of Saudi Arabia. This expansion came after the government allocated 7 royal reserves in 2018 and 5 reserves in AlUla in 2019. Marine reserves area, on the other hand, reached 12,216 square kilometers in 2021 (Figure 2, Table 1).

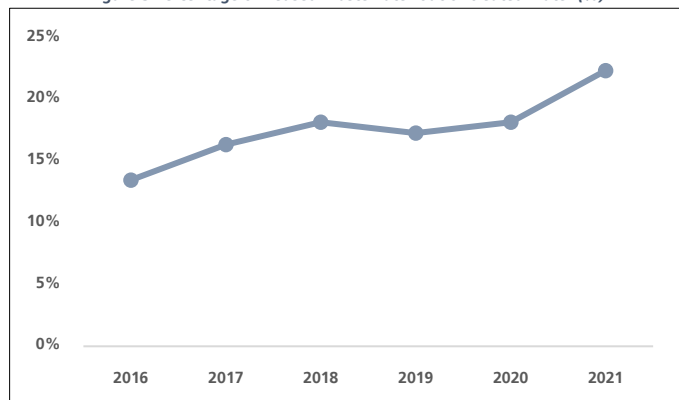
Figure.2 Percentage of Terrestrial Reserves Area of Saudi Arabia Area (%)



Wastewater treatment plants

419 million m3 treated water was reused in 2021, representing an increase of 23.60% compared to 2020. The share of reused treated water in 2021 lies at 22.35% of the total treated water (Figure 3).

Figure.3 Percentage of Reused Wastewater out of treated water (%)



Wastewater treatment plants

133 wastewater treatment plants were deployed in 2021, which represents an increase of 14.66% compared to 2020. With 26 plants Riyadh Region showed the highest number of plants, followed by Aseer Region (20 plants), and Eastern Region (19 plants) (Table 1).

Recycled industrial waste

The amount of recycled industrial waste in Jubail and Yanbu reached 340 thousand tons in 2021, which grew by 23.46% over the year 2020, representing 61.58% of the total collected industrial waste in Jubail and Yanbu (Figure 4).

Figure.4 Amount of Recycled Industrial Waste in Jubail and Yanbu (tons)

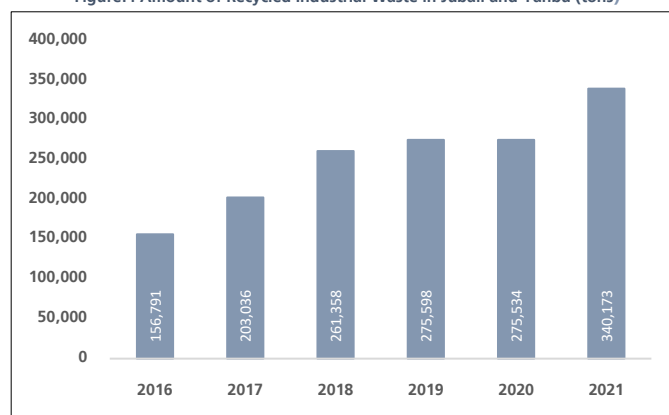


Table.1 Main Indicators in Environment Statistics Publication 2021

Main indicators	Unit	2019	2020	2021
Green spaces area	Hectares	18,300	19,492	21,247
Gardens and parks area	Hectares	12,840	14,241	15,514
Terrestrial reserves area	Square kilometer	324,151	324,151	324,151
Marine reserves area	Square kilometer	8,341	19,179	19,179
Volume of treated wastewater	Million m3	1,802	1,869	1,875
Volume of treated water reused	Million m3	311	339	419
Wastewater treatment plants	Number	99	116	133

Methodology

The Environment Statistics Publication is prepared in accordance with the Framework for the Development of Environment Statistics (FDES 2013) developed by the United Nations. The publication relies on two main data sources: statistics from the General Authority for Statistics (censuses, sample surveys) and statistics from administrative records sources, including Ministry of Environment, Water and Agriculture, Ministry of Municipal and Rural Affairs and Housing, Royal Commission for Jubail and Yanbu and Saline Water Conversion Corporation and the environmental centers.

[Methodology](#)