

Number of passengers at Saudi Arabia's airports increased by 82% in 2022

The results of Air Transport Statistics Publication showed that the number of passengers in 2022 was almost 88 million, an increase of 82% over 2021. The highest density airports in terms of the number of passengers was King Abdulaziz International Airport in Jeddah with about 32 million passengers, followed by King Khalid International Airport in Riyadh with about 27 million passengers, and then King Fahd International Airport in Dammam with about 10 million passengers. The average daily flights arriving and departing at international airports for international and domestic flights in 2022 was 131.29 flights, and the average daily flights arriving and departing at domestic airports was 5.94 flights.

Figure (1)

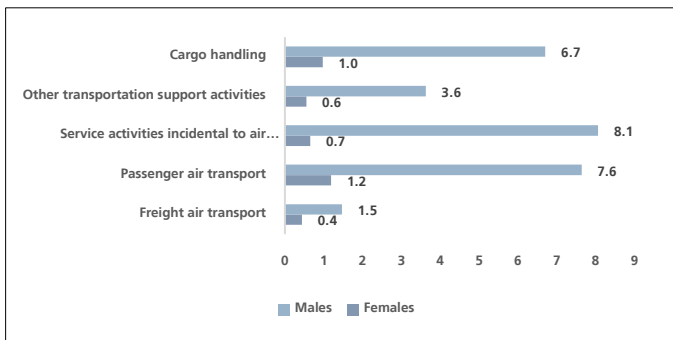
Figure 1. The highest density airports in terms of the number of passengers at Saudi Arabia's airports in 2021-2022 (million)



Number of companies and employees engaged in air transport activities 2022

The number of companies involved in air transport activities in 2022 reached 1443 companies, including air transport of goods, air transport of passengers, services related to air transport, cargo handling, and other transport support activities, a rise of 20% over 2021. The number of male employees in these companies reached roughly 28 thousand workers, an increase of 38% over 2021, while the number of female employees reached nearly 4 thousand, with 70% increase over 2021.

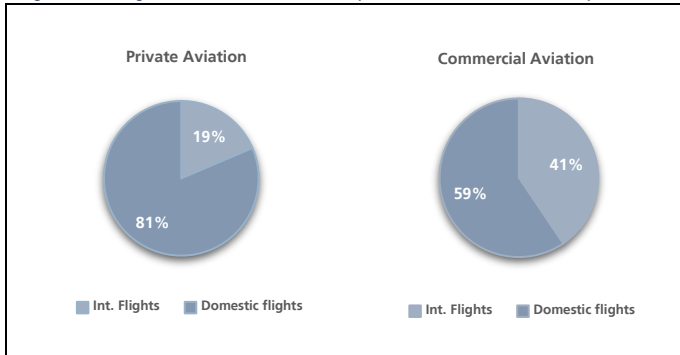
Figure 2. Number of male and female employees in air transport activities 2022 (thousand)



Air traffic of flights in 2022

The results showed that the number of commercial flights in 2022 amounted to approximately 701 thousand flights, an increase of 41% over 2021, and the number of private flights in 2022 amounted to 64 thousand flights, up from 2021 by 41%. Domestic flights of private aviation accounted for the highest by almost 52 thousand flights, while the number of international flights via private aviation was almost 12 thousand flights. King Khalid International Airport recorded the highest number of private flights in 2022 by 32% compared to other airports.

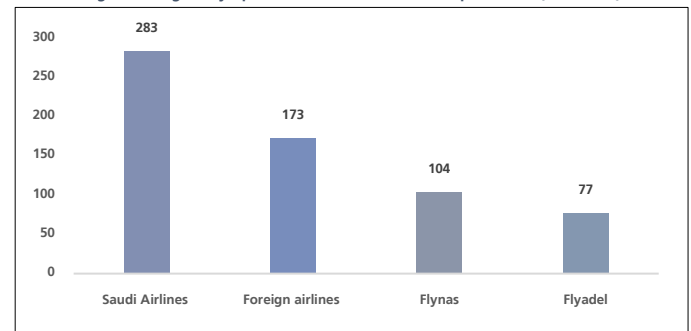
Figure 3. Percentage of air traffic for commercial and private aviation at Saudi Arabia's airports in 2022



Flights by operators at Saudi Arabia's airports 2022

The results showed that Saudi Airlines recorded the highest market share in terms of the number of flights with about 283 thousand flights, followed by foreign airlines with about 173 thousand flights, then flynas recorded about 104 thousand flights, followed by flyadel with about 77 thousand flights. The number of countries with which the kingdom's airports are connected for 2022 reached 56 countries, an increase from 2021 by ten countries.

Figure 4. Flights by operators at Saudi Arabia's airports 2022(thousand)



Air freight at Saudi Arabia's airports in 2022

The total International and domestic air freight traffic in 2022 increased by 7% over 2021. International air freight reached approximately 559 thousand tons, up 12% from 2021, while domestic freight reached approximately 58 thousand tons, down 26% from 2021. The Netherlands registered the highest number of international cargo departures for 2021 and 2022.

Figure 5. Percentage of International and domestic air freight at Saudi Arabia's airports in 2022

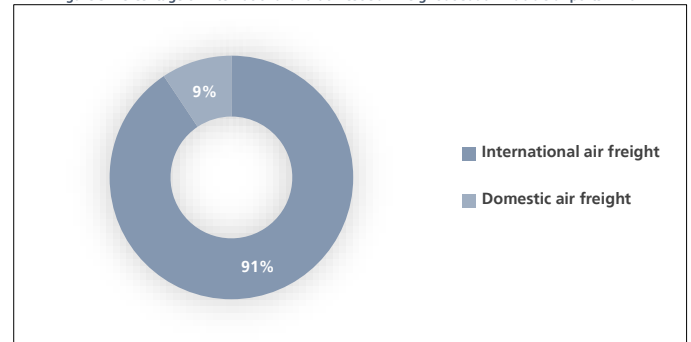


Table 1. Key Indicators of Air Transport 2021-2022

Key Indicators	Unit	2021	2022	Change %
Number of domestic flights	Number (thousand)	370	412	11%
Number of international flights	Number (thousand)	127	289	128%
Number of passengers on domestic flights	Number (million)	35	46.7	33%
Number of passengers on international flights	Number (million)	14	41.7	198%
Quantity of domestic air cargo	Tons (thousand)	79	58	-26%
Quantity of international air cargo	Tons (thousand)	501	559	12%
Highest international departure destination by number of passengers	Text	Egypt	United Arab Emirates	-
Highest international departure destination by number of flights	Text	Egypt	United Arab Emirates	-
Highest international departure destination by cargo quantity	Text	Netherlands	Netherlands	-
Average daily flights arriving and departing at international airports for international and domestic flights	Number	91.9	131.29	42%
Average daily flights arriving and departing at domestic airports	Number	5.36	5.94	20%

Reference Metadata

The Air Transport Statistics Publication is an annual register-based publication that provides updated statistics and indicators on flights, passenger, and cargo traffic as well as the number of companies and employees in the air transport sector. The publication serves as a reliable basis for studies and research in the field of air transport, as well as for local, regional, and global comparison purposes. The Publication is based on administrative records data provided by the General Authority of Civil Aviation and the Ministry of Human Resources and Social Development.