

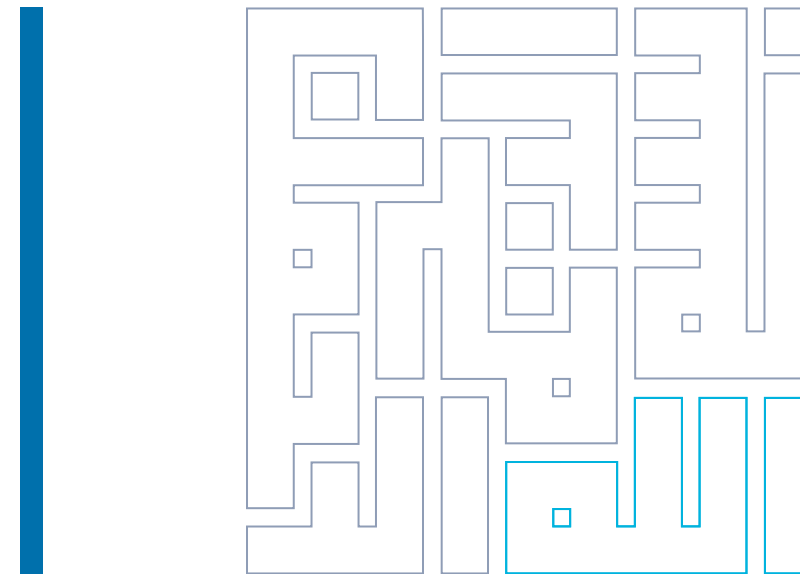


الهيئة العامة للإحصاء
General Authority for Statistics

Annual Report

20





Annual Report **2023**

www.stats.gov.sa



Custodian of the Two Holy Mosques
King Salman bin Abdulaziz Al Saud

"May God protect him"



His Royal Highness
Prince Mohammed bin Salman bin Abdulaziz Al Saud

"May God protect him"

**Crown Prince Prime Minister and
Chairman of the Council for Economic and Development Affairs**

Board of Directors



H.R.H
Prince Abdulaziz bin Salman bin Abdulaziz
Minister of Energy



H.E
Faisal Bin Fadhel Al-Ibrahim
Chairmen of Board of directors,
Minister of Economy & planning



H.E
Mohammed bin Abdullah Al-Jadaan
Minister of Finance



His Excellency Dr.
Dr. Hamad bin Mohammed Al-Alshaikh
Minister of Education



H.E
Bandar bin I. Alkhorayef
Minister of Industry and Mineral Resources



His Excellency Dr.
Esam bin Abdullah Alwagait
Director of the National Information Center



Dr.
Fahad bin Mohammed Alturki
Advisor



His Excellency Engineer
Ahmed bin Sulaiman Al-Rajhi
Minister of Human Resources and Social Development



H.E
Yousef Abdullah Albenyan
Minister of Education



Dr.
Fahad Abdullah Aldossari
President of the General Authority for Statistics




Mr.
David Kalisch
Advisor



01

Introductory Section



Board of Directors



.01

Introductory Section



.02

Detailed Report

.03

Overview of GASTAT Current Situation



.01 First: Introductory Section

- 10 Table of Contents.
- 12 Chairman Foreword
- 14 President Foreword
- 16 Executive Summary
- 20 Key Statistical Terms and Definitions

.02 Second Detailed Report

- 30 Introduction
- 31 Strategic Direction
- 33 Performance Summary - Strategic Indicators
- 34 Performance
- 35 Corporate Strategy Performance Indicators Initiatives related to Saudi Vision 2030 - Key
- 37 Strategic Initiatives
- 39 Key Statistical Product Indicators in 2023
- 40 Key Projects & Achievements in 2023 Royal Orders and Council of Ministers Decisions related to GASTAT in 2023
- 41 Statistical Production Paths
- 51 First: Economic Statistics Path
- 63 Second: Social Statistics Path
- 71 Third: Spatial and Resources Statistics Path
- Fourth: Enabling Paths.

- 88 Fifth: Support Tasks Paths
- 88 1. Partnerships Path
- 90 2. Statistical Development Center Path
- 91 3. International Relations Path
- 92 4. Legal Affairs Path
- 93 5. Cybersecurity and Data Governance Path
- 94 6. Information Technology (IT) Path
- 96 7. Internal Audit and Risk Management Path
- 97 8. Strategic Communication and Client Support Path
- 101 Key Challenges Faced by GASTAT in 2023
- 102 GASTAT Aspirations and Expectations for 2024.

.03 Overview of GASTAT Current Situation

- 106 Regulatory Framework - GASTAT Regulation
- 112 GASTAT Board of Directors Formation in 2023 and Board Committees.
- 115 GASTAT Organizational Structure.
- 116 Human Resources
- 119 Procurement.
- 120 Conclusion.

Chairman Foreword



Faisal bin Fadhel Al-Ibrahim

Minister of Economy and Planning, Chairman of GASTAT's Board of Directors



At the outset of this report, we would like to extend our sincere thanks and gratitude to the Custodian of the Two Holy Mosques, King Salman bin Abdulaziz Al Saud - may Allah protect him - and His Royal Highness, the Crown Prince, Prince Mohammed bin Salman bin Abdulaziz Al Saud - may Allah protect him - for their generous and unlimited care and support for the statistics sector, believing in its vital role and impact on the sustainable development journey in Kingdom of Saudi Arabia. Due to this generous support, statistical sector has made remarkable strides towards the development of the statistical work in all its domains, led by GASTAT. These efforts aimed at providing comprehensive, accurate and up-to-date data that supports the development plans in our cherished Kingdom, and informs decision and policy makers. Thanks to Allah Almighty, the year 2023 has witnessed many important statistical products, including the results of Phase1 of Saudi Census 2022, and completing the analysis of census data related to health, education, and the labor market. GASTAT also launched a number of important field surveys, and issued many statistical products and indicators in support of decision and policy makers, and to meet the requirements of sustainable development witnessed by Kingdom in all sectors and areas of work and production.

GASTAT is committed to being a professional and effective statistical body and to secure its position among the top official statistical bodies around the world by adopting the best international practices in statistical work and production, paralleled with developing its technological and digital infrastructure, and attracting national statistical talents. GASTAT follows the best international standards in the statistical field, and is keen to build effective partnerships with government agencies and public and private sectors, in addition to the partnerships it has with globally-recognized statistical bodies. It also endeavors to promote coordination and concerted efforts among the parties concerned with statistical work in Kingdom. In seeking to fulfill its mission and mandate, GASTAT developed its organizational structure, introducing new departments and merging others, with a view to developing its work through redistribution of tasks, and integration with its partners in the government and private sectors, to facilitate access to record data that compliments the data collected in the field surveys conducted by GASTAT, ultimately coming up with realistic and insightful data and providing accurate and comprehensive statistics and indicators that contribute effectively to building the national economy.

As part of its constant efforts to raise statistical awareness among society members and gain the trust of the public by engaging them for recognizing the importance of accurate data for supporting national development plans in all fields, GASTAT has launched a number of statistical awareness campaigns in 2023 to explain and raise awareness of the importance of some field surveys and encourage all society members to participate in these surveys, given their great importance in driving development in various production sectors, including the Household Income and Expenditure Survey and the Structural Business Statistics Survey.

It is my pleasure to present to the officials and all researchers and those interested in the official statistical data and indicators of Kingdom of Saudi Arabia this annual report of GASTAT for the fiscal year 2023, which includes highlights of GASTAT achievements during the reporting year. GASTAT has made many efforts for developing statistical methodologies and onboarding national talents. It also endeavored to achieve integration with the government and private sectors by concluding a number of strategic partnerships that ensure the provision of accurate statistical information and data to support national development at all levels. GASTAT also carried out many activities at both regional and international levels to up-level the Saudi statistical sector and promote Kingdom ranking in various indicators.

Finally, we hope that this report has given a clear picture of GASTAT efforts and achievements in 2023.

President Foreword



Fahad Abdullah Aldossari

President of the General Authority for Statistics



Given the paramount importance of data and statistics being the backbone of development in all production sectors, we see developments in data science and statistics accelerating dramatically, and the demand for data and statistical indicators is rapidly growing. In response to this constant evolution in statistical methods, and the approaches and methodologies for collecting and analyzing data, providing accurate and up-to-date statistical data and indicators, and the increasing demand for such data, GASTAT has been keen to upgrade and develop its work across all tracks to enhance the role of the statistical sector in realizing Saudi Vision 2030 objectives, and implementing development plans in all fields, and increase the contribution of the statistics sector to the national economy.

GASTAT is honored to play its central national role in supporting decision and policy makers. We deeply believe in our potential, capabilities and our highly-experienced and skilled national talents. In addition, we resolutely pursue the highest standards and best international practices in statistics field. We also work to develop our work and methodologies and to deliver all field surveys, publications and statistical products in a timely manner with the highest quality and lowest possible cost.

Being the sole official authority in the Kingdom of Saudi Arabia authorized to produce statistics and statistical indicators covering all aspects of life from various sources, GASTAT continued to produce statistical data and indicators in various development areas: economic, social, population, cultural, and environmental. The statistical projects undertaken by GASTAT during 2023 were diverse and achieved significant milestones. It announced the results of the first phase of the Saudi Census and proceeded with the analysis of data for the second phase. GASTAT also conducted an awareness campaign for several important field surveys to encourage various segments of society to participate. In the near future, GASTAT aims to provide more opportunities to create an excellent working environment to attract national statistical competencies and talents, thereby contributing to achieving further distinguished achievements in the statistical sector of the Kingdom..

GASTAT has an ultimate goal, namely to secure a high ranking in the statistics field, and to be among the top official statistics bodies worldwide. To that end, GASTAT focuses on ensuring the highest quality of data, indicators, publications, and various statistics that it produces, and on developing its website, promoting accessibility to data, and enhancing transparency and disclosure in accordance with the applicable laws and the highest international standards followed. GASTAT also works to facilitate access to data through modern technologies, improving the way statistics are presented and promoting effective engagement with users and key stakeholders.

GASTAT strategy and efforts to improve the efficiency and quality of its various products, and its keenness to develop performance by embracing the highest international standards practiced by official statistics agencies and institutes operating in the field of data and information, have been rewarded by two prestigious awards in 2023. The first award was the Institutional Excellence Certificate (Qualified by EFQM) from the European Foundation for Quality Management, which was given in recognition of GASTAT progress in fulfilling EFQM model according to the Radar Matrix. This was through the application of institutional excellence standards set by the Foundation, which align with the directions of Saudi Vision 2030.

The second award was the Excellence Award for Website Performance and Digital Content Efficiency for 2023. GASTAT won the third place as the best performing website coming among the top ten out of 383 government websites. This is a recognition of GASTAT website efficiency, excellence of its digital content, and GASTAT full compliance with the standards set for government agency websites, foremost of which are: Implementing royal orders and adhering to the national vision and directions.

Finally, we hope that this report has succeeded in highlighting our top achievements in 2023, reiterating our resolution to keep up the distinguished hard work to serve our clients in the government and private sectors, and to promote GASTAT position locally, regionally and internationally.

Executive Summary

This report is structured into three sections: First Section is the introductory section, which includes: Table of contents, messages of HE the Chairman of the Board of Directors and the President of GASTAT, executive summary, and key statistical terms and definitions.

Second Section includes: Introduction, strategic direction, and performance summary, which covers: The performance of strategic indicators, corporate strategy performance indicators, initiatives related to Saudi Vision 2030, the key strategic initiatives, and the key indicators of statistical products in 2023. It also sheds light on the top achievements of GASTAT in 2023, the royal orders and decisions of the Council of Ministers related to GASTAT during this year, and statistical work tracks, this part mirrors GASTAT work throughout 2023 and its role in producing statistical data and indicators. It covers the following tracks:

○ **First:**

Economic Statistics Path, which includes statistics about: Prices, digital economy, national accounts, business, investment and international trade. It also addresses the economic products under development, and the new economic products that GASTAT is studying and working to launch soon.

○ **Second:**

Social Statistics Path, which begins with population, gender and diversity statistics, and includes population projections, housing statistics, then gender and diversity statistics. It included: Disability Survey. There are also reports that cover Women, young people and family, then statistics on living conditions, lifestyles, and justice, which include: Unified National Guide to Crime for Statistical Purposes, Crime and Drug Statistics, Intentional Homicide Victims Index, Violence Against Child Survey, National Identity Survey, Culture and Entertainment Survey, Socio-economic Survey, Household Income and Expenditure Survey, and Consumer Confidence Index (CCI). Then the key statistical indicators of these products are discussed. The report then goes ahead to give a glimpse of labor market statistics, which provide a comprehensive database on the features of workforce in Kingdom. That database derives its data from the Labor Force Survey and statistics from labor market administrative records. Then this Path concludes addressing health and education statistics.

○ **Third:**

Spatial and Resource Statistics Path, which deals with top statistical products in this Path in 2023, including environment, agriculture, and energy statistics. The statistics bulletin includes: Environmental

statistics, as well as statistics of Household environment, oil and gas, electric power, renewable energy, household energy, energy efficiency, marine fishing, agricultural statistics, agricultural production, and specialized agricultural projects. After that, the traffic and transportation statistic are covered including: Air, sea, and land transportation. Then, this section provides tourism, Hajj and Umrah statistics, covering: Umrah, Hajj, and tourist facilities.

○ **Fourth:**

Enabling Paths, which covers the work aimed to improve the quality of statistical products and data, the micro data center, methodologies and innovation, classifications, design and testing of surveys, survey tools, global indices management, big data collection work, statistical databases and warehouses work, statistics communication center, and innovation laboratory.

○ **Fifth:**

Support Task Paths: This section focuses on reviewing GASTAT non-statistical departments efforts and their key activities throughout 2023, including the Path of: Partnerships, which is divided into:

Public sector partnerships that led to signing 15 data sharing agreements and 11 memorandums of cooperation. In addition, it revealed that GASTAT submitted 415 requests for providing record-based data in a number of public-sector entities. Out of these requests, 313 were successfully implemented, while remaining data requests were not fulfilled for various reasons. Data availability rate was 75%, and number of procedures taken by GASTAT, including reminders and follow-ups on data requests submitted to involved entities, reached 948 procedures.



15

data sharing agreements

11

memorandums of cooperation



Private sector partnerships that witnessed, during 2023, creating a template (form) of potential data requested by private-sector companies, in addition to GASTAT products tailored thereto. This task was fully completed. In addition, private-sector partnerships resulted in company enumeration and classification by sectors to provide record-based data and surveys, and this task was also fully completed. Moreover, statistical departments data requests with third parties were also followed up on to ensure timely data provision before statistical publication scheduled release time. This task was completed by 85%. This section also highlights key activities of various tracks, including: Statistics Development Center (SDC), International Relations, Legal Affairs, Cybersecurity and Data Governance, Information Technology, Internal Audit and Risk Management, and Strategic Communication and Client Support.

This section highlights key figures of GASTAT achievements during 2023. In terms of media outreach, number of GASTAT social media platform followers reached (324,083) followers, with (223,531) followers on GASTAT X Platform (formerly Twitter), and (100,552) followers on GASTAT accounts on other social media platforms. In addition, GASTAT published (98) press releases regarding its activities. During 2023, (53) press inquiries related GASTAT were answered, (14) events and media coverage were conducted, and (13) media campaigns were carried out. With regard to media monitoring, (4300) news releases were monitored, including direct news about GASTAT, and news related to analyzing GASTAT products in economic and social domains.

Regarding statistical products content during 2023, total number of such products reached (134) products. Out of these, (119) products were published at a rate of (89%). In addition, (110) statistical products were published according to specified time in statistical calendar, accounting for (82%) of total products. Furthermore, number of products published after specified time reached (9) products, making up (7%) of total, while number of deferred products reached (15), at a rate of (11%) of total products. On another level, (50) products were produced annually, (21) were produced quarterly, and (63) were produced monthly.

With regard to statistical awareness, GASTAT carried out (19) statistical awareness campaigns to raise awareness about various of field surveys, including: Structural Business Statistics Survey, Household Income and Expenditure Survey, Construction and Building survey, among others. GASTAT organized (3) awareness-raising lectures for academic sector at King Saud University, Al-Yamamah University and Alfaisal University, and conducted (40) awareness courses for researchers and (21) awareness workshops. Moreover, GASTAT sent (861,185) SMS to raise awareness about field surveys. Total number of beneficiaries of survey awareness campaigns reached more than (1,800,000) individuals, while number of researchers benefited from awareness training courses and workshops reached (5,000).



324,083

Followers on social media platform



223,531

Followers on GASTAT X Platform



100,552

followers on GASTAT accounts on other social media platforms

Regarding statistical products translation from Arabic into English, GASTAT accomplished many achievements during 2023. Over [831,591] words were translated and more than [833,833] words were proofread in English, resulting in a total number of words reaching (1,665,424). In addition, a large number of translation and proofreading requests were received, with [650] translation requests and [244] proofreading requests, totaling (894) requests. Speaking of printing, GASTAT printing requirement during 2023 reached (358,930) copies, including printings of statistical surveys and other materials. In addition, GASTAT carried out printing works, and sent a total of papers to all the regions across Kingdom.

This section also touched upon the biggest challenges encountered GASTAT in statistical work during 2023, and how it overcame them. It also presents GASTAT most prominent aspirations and expectations for its statistical work in 2024.

Moving to report third section, it provides a closer look at GASTAT current status. It initially reviews GASTAT regulatory framework and its Regulation, followed by an overview of GASTAT Board of Directors (BOD) and its meetings during 2023. This section also highlights BOD Committees formation and members names and reviews GASTAT organizational structure.

The third section details significant activities carried out at the level of GASTAT human resources, workforce current situation, numbers of external and internal scholars and graduates, and numbers of employees participating in training programs. This section also discusses financial affairs, budget and expenditures, while comparing approved budget to actual expenditures throughout last three years. Moreover, this section highlights GASTAT efforts to increase its revenues, as well as its success in exceeding target rate set by Ministry of Finance (MOF) in alignment with Kingdom Vision 2030. Key relevant projects and initiatives, such as draft control efficiency initiative, are also mentioned. Furthermore, this section provides an overview of current status of GASTAT buildings, both owned and leased, during 2023. Lastly, it outlines most prominent procurement activities carried out in 2023. We hope that this report provides a clear picture about GASTAT efforts that have been exerted throughout this year.

May Allah grant us success.

Key Statistical Definitions, Concepts & Terminologies

- **Population:** Saudi and non-Saudi individuals residing in Kingdom of Saudi Arabia at time of survey.
- **Population Size:** Population size refers to number of individuals residing within a country political boundary during a specific date, including citizens, permanent residents, and temporary residents. Population size is typically estimated in mid-year.
- **Population Density:** Population density refers to number of populations per unit land area. It shall be measured as follow:
Population density= total number of population ÷ total area
- **Population Projections:** Population projections are estimates for future total size of population, and distribution by age group and gender, depending on results of population and housing census, as well as specific assumptions related to fertility, mortality and migration rates.
- **Population Growth Rate:** Rate of population annual increase (or decline) during a given period due to natural increase (otr deficit) and net migration. It is expressed as a ratio of base population.
- **Household:** Household is defined as either an individual or a group of individuals who have or have not a kinship relationship, share housing unit and food, and live in housing unit at survey time. Individuals below are included within household members:
 1. Saudi or non-Saudi individuals usually residing with household but are temporarily absent during survey, for being somewhere in Saudi Arabia or abroad. This includes businessmen, tourists and individuals on medical trips or scholarships.



2. individuals usually residing with household, but are temporarily absent for work circumstances, such as: guards, doctors, nurses, airport workers and fishermen.
 3. Household workers, such as servants, drivers, and the like, residing with household.
- **Household Income:** Total cash or in-kind income of all household members (regardless of age or gender), which is available to household for various expenditures or saving purposes. Moreover, income may come from multiple sources.
 - **Household Expenditure:** Total payments made by all household members in return for (consumer or non-consumer) merchandise and services they acquire. This includes payments related to household, such as: spending on food, housing, electricity, durable merchandise, as well as payments related to individual household members, such as spending on clothing, personal items, among others. Expenditure is categorized into twelve main groups, each consisting of subgroups that include a number of merchandise and services.
 - **Living Costs:** Costs necessary to maintain a certain living standard. These costs include daily costs expenses by household for food, clothing, transportation and other needs.
 - **Collective Household:** Group of individuals with or without kinship or lineage, sharing one dwelling, and not sharing costs of living. They are brought together by circumstances of residing in one place.
 - **Family:** Group of individuals having kinship relationship and constitute a whole household (or part of it).

- **Household Financial Status:** Household economic status and financial organization are fundamental concepts in household statistics. They refer to way through which household meets its human needs. Need is defined as desire to obtain something, whether tangible (good), or intangible (service), for which individual makes an effort to meet and obtain. Household readiness to pay for such needs is positively correlated with its ability to pay, and perceived importance of such things. Household needs usually fall under one of the following categories: Food, clothing, housing, security, social needs, cultural needs including entertainment, travel and practice of hobbies, transportation and communications.
- **Dwelling:** It is a single- or multi-room unit, primarily intended for one family and may have one or more separate doors. It may be under construction, occupied or inhabited during survey and enumeration. Dwelling might accommodate one or more households, one or more businesses, or a household and a business simultaneously. Types of dwellings include: villas, houses and apartments.
- **Establishment:** Project or part of project having fixed location that performs one or more economic activities under one management and has or can have regular accounts. Project owner may be a natural or legal person.
- **Enterprise:** It is an economic entity with legal personality. It has fixed location and carries out certain economic activity. It is owned by one or a group of individuals, company, semi-government sector, or an establishment. Establishment is the smallest economic unit that may have data on workers, their remunerations, expenditure, income and capital formations.
- **Sample Population:** Group of household members selected in sample, including domestic workers and their equivalents, who live in one house.

- **Total Recorded Crimes:** This indicator represents rate of social violence within a given country. Crime is generally related to society economic, social, and political conditions. Consequently, decrease in crime rate means an improvement of living conditions in general.
- **Population Census:** Population census is total process of collecting, compiling, evaluating, analyzing and publishing or otherwise disseminating demographic, economic and social data pertaining, at a specified time, to all individuals in a country or in a well-delimited part of a country. This includes every living individual within boundaries of a country at a specific moment and date. Each individual socio-economic characteristics shall be registered separately, with reference to specific time.
- **Individual Enumeration:** To enumerate and register characteristics of each individual separately, thus facilitating classification of population characteristics according to age, gender, educational level, occupation with educational level, occupational status with age and gender group, occupation and marital status, and preparation of statistical tables with multiple dimensions and intersections.
- **Census Scope:** Population census shall include all individuals (Saudis and non-Saudis) living within Kingdom boundaries during census reference night, whether they are permanent residents or just temporary visitors.
- **Field Researcher:** Employee responsible for collecting household data. Ministry of Education (MOE) teachers represent highest number of field researchers, in addition to other well-qualified government employees from other entities and sectors.
- **Census Reference Night:** Reference period for population data varies depending on data type and purpose. Census reference night means time specified to implement census as per Supreme Royal Order.



- **Self-Enumeration:** A modern technological method used recently in censuses worldwide, where household head can fill out census questionnaire electronically on census website without requiring census field researcher visit.
- **De Facto Basis:** Counting individuals based on their location at reference time (mid-census night), regardless of whether they are permanent residents or temporary visitors. (population of certain country may be counted based on data collection method with some exceptions based on country local circumstances).



- **De Jure Basis:** Counting people based on their regular place of residence rather than their location at census night. This means visitors of a certain city on census night shall be counted in their regular place of residence, not in city where they are located on census night.
It shall be noted that de jure basis is a method employed in implementing Saudi Census 2022, where populations were counted on their regular place of residence.
- **Work:** Work comprises any activity performed by individuals to produce merchandise or to provide services for others or for personal use. This shall include five mutually exclusive forms of work:
 1. Own-use production work, comprising merchandise production and services provision for personal end-use.
 2. Employment, comprising work performed for others in exchange for pay or profit.
 3. Unpaid trainee work, comprising work performed for others without pay to acquire on-site experience or skills.
 4. Volunteer work, comprising non-compulsory work performed for others without pay.
 5. Other work activities.
- **Labor Force:** All male and female individuals aged 15 years or older, who are working or ready to work and produce economic merchandise and services during reference period, whether they are actually (employed) or seeking a job (unemployed).
- **Employed Individuals (Labor Force Survey):** Employed individuals in Labor Force Survey are: Individuals (aged 15 years or older) who, during reference period (week preceding household visit):
 - Worked for at least one hour for a salary or a wage (either in cash or in-kind) as regular or temporary employees, employers, or self-employed individuals.
 - Assisted a household member for at least one hour, either for free or for a wage, in any type of business or on a farm owned by a household member.

- Were temporarily absent from work all week due to having a leave, illness or for any other reason and intend to resume work.

Definition of workers also includes students, job seekers, retirees, housewives, and others who worked for at least one hour during the week preceding visit, provided that this excludes home chores, such as cooking and washing carried out by housewives, or regular home maintenance carried out by household members.

o **Employed Individuals (according to government entities administrative records):** All employees holding jobs and are subject to approved regulations and laws of labor market regulatory entities. These employees shall be registered in administrative records, and may be classified based on regulations and laws they are subject to:

- Saudi employees subjected to laws and regulations of civil service, employed in various governmental institutions and bodies. This includes male or female employees holding positions within state general budget and are subjected to Civil Pension Law, as well as non-Saudi contractors who fill these positions in accordance with non-Saudi employment regulations.
- Employees subject to social insurance regulations and Labor Law, including Saudis and non-Saudis.
- Domestic Workers: Non-Saudi workers of both genders who are employed in houses, including servants, cleaners, cooks, waiters, drivers, guards, nurses, and private teachers. However, employee's data does not include the following categories:
 - Employees in military and security sectors.
 - Employees not registered in civil service and social insurance records, which include:
 - Saudis working for their own businesses and are not subjected to labor regulations, and not registered in social insurance;



- Saudi employers who work in establishments and not registered in social insurance;
- Non-Saudi employees working in foreign international, political, or military missions;
- Non-Saudi employees who come to Kingdom for work that typically takes less than three months.

It should be noted that employee's data derived from administrative records based on international practices of labor market indicators has many indications for labor market, but are not used to measure employment rates statistically.

o **Unemployed Individuals (Labor Force Survey):** Unemployed Individuals are: Male and female individuals (aged 15 years or older) who, during reference period:

- Were jobless in the week preceding household contact.
- Seriously looking for work during the four weeks preceding household contact. This includes those who did not search for work during the four weeks preceding household visit because they were waiting to get work or establish their own business in coming period, given that they have already searched for work before reference period.
- Are able and ready to work whenever available (i.e., available for work) during the week preceding household contact or during next two weeks.

o **Individuals Outside Labor Force:** Individuals, aged 15 years or older, who are not classified within labor force (neither employed nor unemployed) because they do not work, do not seek a job, are unable to work, or are not ready to join



any work during survey reference period. Examples include students, housewives, retirees who do not work, individuals who are unable to work, and individuals who do not want or seek work for any reasons.

- o **Economic Participation Rate in Labor Force Survey:** This indicator measures participation of working-age population (aged 15 years or older) in labor force as employed or unemployed individuals. It is the ratio of labor force to population (aged 15 years or older).
- o **Rate of Employment in Working-Age:** This indicator measures percentage of working population (aged 15 years or older).
- o **Unemployment Rate in Labor Force Survey:** THIS indicator measures percentage of unemployed working-age population (aged 15 years or older) in labor force. It is the ratio of unemployed individuals to labor force.
- o **Average Working Hours Per Week:** This indicator measures average number of hours worked per week by employed population (aged 15 years or older). It is total working hours to total employed population.
- o **Average Monthly Wages per Paid Employee:** This indicator measures average monthly salary of employed individuals with paid jobs (aged 15 years or older). It is employee's total monthly salary divided by total number of employees. This measure is based only on employees reporting their salary.
- o **Young People Not in Employment, Education, or Training (NEET):** This indicator reflects number of young people (aged 15 and 24 years) who are not in employment, education, or training (NEET), as percentage of total number of young people in corresponding age group.
- o **Domestic Workers:** Non-Saudi workers of both genders who work in houses, including servants, cleaners, cooks, waiters, drivers, guards, nurses, and private teachers.



Important Note: Data of employees derived from administrative records in Labor Market statistics exclude the following categories:


1. Employees in military and security sectors.
 2. Employees not registered in civil service and social insurance records, which include:
 - Saudis working for their own businesses and are not subjected to labor regulations. This also includes those not registered in social insurance, such as individuals working in delivery services through electronic Apps.
 - Saudi employers who work in establishments and not registered in social insurance;
 - Non-Saudi employees working in foreign international, political, or military missions;
 - Non-Saudi employees who come to Kingdom for work that typically takes less than three months.
- **Gross Domestic Product (GDP):** Total value added of resident producers at producer price, including customs fees, or it is total output minus, from which total intermediate consumption is deducted, and net product taxes are added (taxes - subsidies), which are not included in outputs value.
 - **National Income:** It is GDP by subtracting primary incomes payable to non-resident unit and adding primary incomes receivable from non-resident unit.
 - **Current Transfers:** Value of transfers made between dealers in form of non-capital transfers.
 - **Disposable Income:** National disposable income means total national income at market price plus net current transfers receivable from abroad.
 - **Saving:** It is a main economic variable representing difference between disposable income and final consumption expenditure. It shows balance in use of income account within current accounts group.



- **GDP Per Capita:** Average GDP per capita calculated by dividing GDP at current prices by population number.
- **National Income Per Capita:** Average national income per capita, calculated by dividing total national income by number of populations.
- **Balance of Payments (BOP):** Statistical statement summarizing economic transactions between residents and non-residents during specific time period. It consists of merchandise and services account, primary income account, secondary income account, capital account and financial account.
- **Balance of Payment Current Account:** Current account presents expenses and revenues of merchandise and services, primary income and secondary income as a result of transactions between residents and non-residents.
- **Balance of Payment Current Account Surplus or Deficit:** Difference between current account debit "resources" and BOP credit "uses".
- **Industrial Production Index (IPI) Survey:** Monthly statistical product conducted by GASTAT, listed under (industrial statistics). This survey collects data by contacting with a sample of industrial establishments representing administrative regions across Kingdom, as well as completing an electronic questionnaire that provides estimates and indicators related to industrial production index.
- **Structural Business Statistics Survey:** Structural Business Survey is an important, annual economic survey that provides most prominent economic indicators to identify and measure changes in Kingdom economic structure. It aims to provide statistical data on establishments that practice different economic activities. This product was updated to meet users' needs and to contribute to measuring some new indicators such as indicators of local economic content.
- **Saudi Standard Classification of Occupations based on International Classification (ISCO_08):** Saudi Standard Classification of Occupations is based on International Standard Classification of Occupations (ISCO-08). It classifies individuals according to their actual and potential relation to jobs. Jobs are classified according to accomplished or to be accomplished tasks. Classification main criterion is level of skills and specialization required for certain works or tasks. There is a separate category for senior officials, managers, and armed forces.

02

Detailed
Report



Introduction

GASTAT annual report for fiscal year (2023) has been prepared in accordance with Article 29 of Council of Ministers Law issued by Royal Decree No. (A/13), dated 3/3/1414H, which states: "All ministries and other government agencies shall submit to the President of the Council of Ministers within 90 days from the beginning of each fiscal year, a report on their achievements in light of the general development plan for the ending fiscal year. The report shall include the difficulties encountered and proposals to ensure the proper conduct of business".

This report highlights the most important and key works and various efforts exerted by GASTAT during 2023 to support Kingdom statistical sector, such as: Increasing number of statistical products, implementing field surveys, developing their methodologies, analyzing data of the Saudi Census 2022 and announcing results of its first phase, in addition to GASTAT efforts in developing statistical work, other efforts exerted during the aforementioned fiscal year, and the accurate and updated statistical data and indicators provided by GASTAT to support decision-makers and policymakers and meet demands of international statistical entities and organizations from Kingdom.

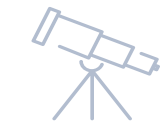
We hope that this report reflects a clear picture of GASTAT efforts and works, and accurately reflects reality of Kingdom statistical work, its challenges and difficulties, GASTAT proposals and aspirations to perform its national role to the fullest and accomplish the strategic tasks that contribute to realizing goals of Kingdom Vision 2030 and advancing Kingdom rank in the international statistical indicators.



Strategic Trend

○ Strategy Overview:

GASTAT is the only official statistical reference for implementing, supervising and regulating statistical work in Kingdom of Saudi Arabia. It provides statistical products in social, economic and environmental fields to support policymakers and decision-makers in advancing implementation of development plans. So that GASTAT performs its role to the fullest and achieves its ambitious vision, GASTAT Strategy was updated in 2023, in addition to setting strategic targets and developing performance indicators and initiatives that last until the year 2025 AD, as the Strategy aspires to develop high-quality statistical products and apply international best practices in statistical field. In addition, GASTAT seeks to effectively engage and collaborate with key stakeholders inside and outside Kingdom, facilitate access to statistical products and data through multiple channels, work on a highly efficient digital infrastructure and develop organization capacities.



Vision

To be world-class, innovative statistical reference.



Mission

Provide precise and thorough statistical data of utmost quality encompassing all facets of life within Kingdom; social, economic and environmental.



Values



Quality



Customer Focus



Independence



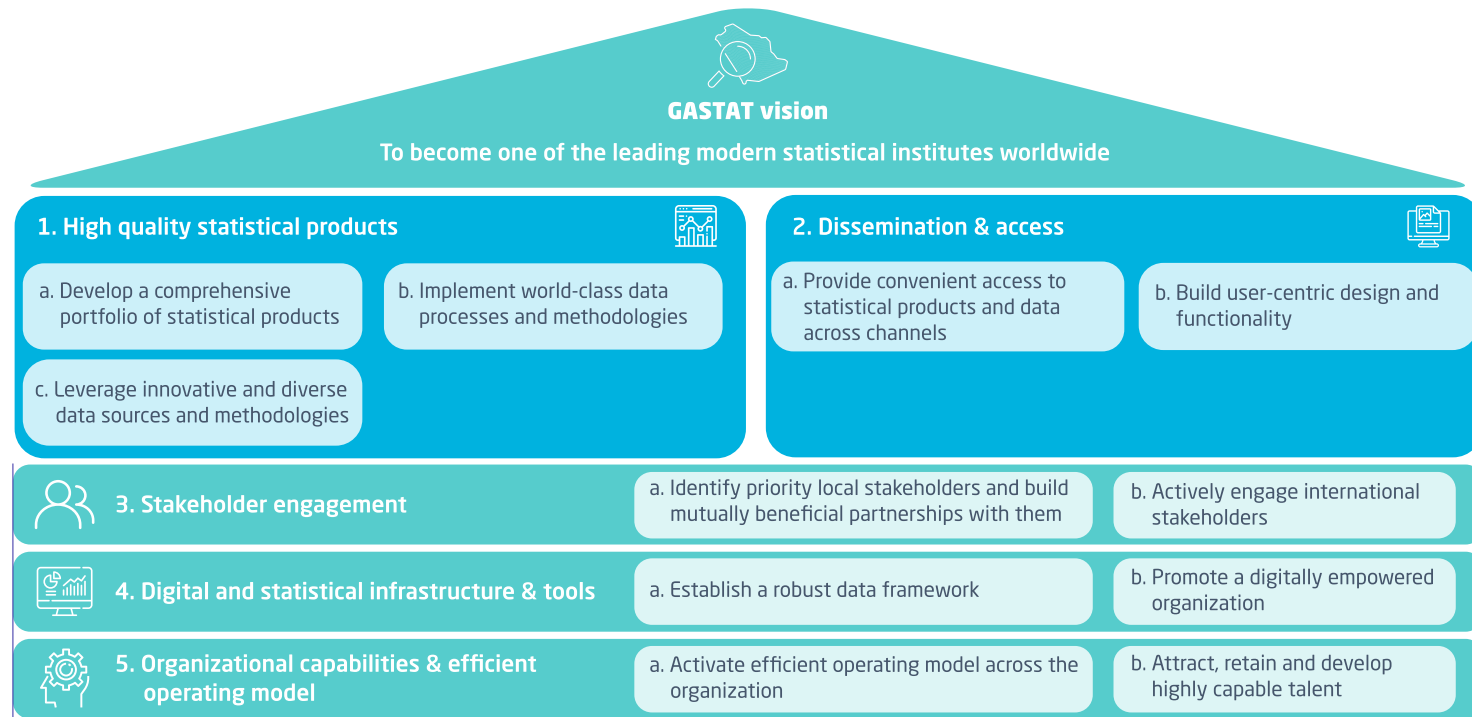
Professionalism



Transparency



Collaboration



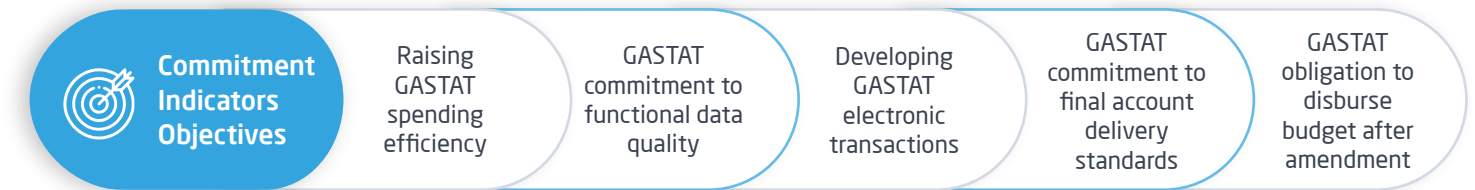
Objectives



Performance Summary

Commitment Indicators Performance:

Commitment Indicators:



Evaluating GASTAT Spending Efficiency Opportunities			Evaluating Spending Efficiency Opportunities	
Period: Q 4 2023	Actual: 3 degree	Target: 3 degree	Documentation: Documented	↑
GASTAT Functional Data Quality Indicator			Commitment to Functional Data Quality Strategy	
Period: Q 4 2023	Actual: 93.4%	Target: 88.5%	Documentation: Documented	↑
Percentage of GASTAT Commitment to Digital Transformation Standards			Yesser Indicator	
Period: 2023	Actual: 84.23%	Target: *	Documentation: Documented	—
GASTAT Final Account Delivery Indicator			Commitment to Final Account Delivery Strategy	
Period: 2022	Actual: 89 days	Target: 90 days	Documentation: Documented	↓
GASTAT obligation to disburse budget after amendment			Approved Budget Compliance Strategy	
Period: 2022	Actual: 94.31%	Target: 100%	Documentation: Documented	↑

Corporate Strategy Performance Indicators:

Performance Indicator Name	Overall Target	Indicator Status	Actual Value	Target Value	Measurement period	Linked Vision Realization Program (if applicable)
Objective 1: High-quality statistical products.						
Objective Type: GASTAT Main Strategy						
Percentage of statistical products integrating varied data sources alongside survey data.	70%		38.3%	38%	2023	
Objective 2:						
Objective Type: GASTAT Main Strategy						
Annual growth in number of visitors to products and statistical publications across GASTAT platforms.	5%	●	66.8%	30%+	2023	
Percentage of statistical products published according to specified schedule.	85%	●	82.4%	81%	2023	
Objective 3: Stakeholder engagement						
Objective Type: GASTAT Main Strategy						
Percentage of external data sets that are technically linked through strategic partnerships within system.	40%	●	8.2%	6%	2023	
Percentage of statistical products which methodologies have been studied with relevant stakeholders.	90%	●	72.3%	40%	2023	
Number of active MOUs with global priority entities.	50%	●	27%	23%	2023	
Objective 4: Digital infrastructure.						
Objective Type: GASTAT Main Strategy						
GASTAT Percentage in Digital Experience Maturity Index issued by Digital Government Authority.	85%	●	84.23%	65%	2023	
Objective 5: Institutional capabilities and effective operating model						
Objective Type: GASTAT Main Strategy						
Percentage of discrepancy between actual expenditure & approved budget.	10%±	●	-3.7%	10%±	2023	
Average employee assessment scores for required abilities and skills.	80%	●	83%	77%	2023	
Percentage of employees consistently participating in their learning process.	>90%	●	97%	60%	2023	
Percentage of documented policies and procedures and follow-up.	>95%	●	73%	65%	2023	
Distinguished employee retention rate.	>80%	●	91%	>80%	2023	
Active commercial services provided by SDC	5		4	4	2023	

● Fully achieved ● (<99%) Partially achieved (85% - 99%) ● Not achieved (>85%)



Saudi Vision 2030 Relevant Initiatives:

Initiative	Initiative Status ⁽¹⁾	Start Date	Workflow Summary (Description)	Actual Completion Percentage	Planned Completion Percentage	End Date	Vision Realization Program (if applicable)
Objective: Delivering high - quality services to Pilgrims							
Identifying Objective t-Type ⁽²⁾: Vision-Linked Strategy							
Initiative to establish information registry and national statistical guide for Pilgrims Service Industry.	●	October 18, 2022	Advanced than planned	80%	52%	February 18, 2025	Pilgrims Experience Program (PEP)

Key Strategic Initiatives:

Initiative	Initiative Status ⁽¹⁾	Start Date	Workflow Summary (Description)	Actual Completion Percentage	Planned Completion Percentage	End Date
Objective 1: High-quality statistical products						
Identifying Objective t-Type ⁽²⁾: GASTAT Key Strategy						
Bridging gaps in statistical products	●	June, 2023	Under Way	35%	39%	December, 2024
Enhancing statistical data products quality.	●	July, 2023	Under Way	49%	47%	December, 2024
Activating multiple data sources for statistical products	●	August, 2022	Under Way	36%	40%	December, 2025
Objective 2: Deployment and accessibility						
Identifying Objective t-Type ⁽²⁾: GASTAT Key Strategy						
Improving users accessibility to data	●	September, 2023	Under Way	30%	34%	August, 2024
Secure researchers access to microdata	●	Not Commenced	Not Commenced	0%	0%	Not Commenced
Improving GASTAT platforms	●	September, 2023	Under Way	30%	34%	December, 2024
Objective 3: Stakeholder engagement						
Identifying Objective t-Type ⁽²⁾: GASTAT Key Strategy						
Creating user groups in key areas	●	July, 2023	Under Way	98%	100%	December, 2023

Key Statistical Work Indicators in 2023

Initiative	Initiative Status ⁽¹⁾	Start Date	Workflow Summary (Description)	Actual Completion Percentage	Planned Completion Percentage	End Date
Establishing advisory group	●	Not Commenced	Not Commenced	0%	0%	Not Commenced
Strengthening strategic international partnerships	●	July, 2023	Slow-paced	57%	72%	December, 2025
Objective 4: Digital infrastructure Identifying Objective t-Type ⁽²⁾: GASTAT Key Strategy						
Switch to institutional data lake	●	June, 2023	Slow-paced	56%	62%	May 2024
Creating statistical records	●	May 2023	Too Slow-Paced	38%	64%	June, 2024
Designing and implementing innovative data collection methodologies	●	October, 2022	Under Way	59%	57%	December, 2024
Implementing Digital Transformation Plan	●	January, 2023	Under Way	59%	54%	December, 2025
Objective 5: Institutional capabilities and effective operating model Identifying Objective t-Type ⁽²⁾: GASTAT Key Strategy						
Call center development	●	June, 2023	Under Way	79%	81%	February, 2024
Branch development	●	March, 2023	Under Way	98%	100%	December, 2023
General Department of Quality, Methodologies and Innovation Operationalization	●	September, 2022	Under Way	95%	100%	December, 2023
PMO Operationalization	●	February, 2023	Completed	100%	100%	December, 2023
Financial Planning Development	●	July, 2023	Under Way	98%	100%	December, 2023
Initiating Training Programs	●	June, 2023	Under Way	96%	100%	December, 2023
Performance Department Operationalization	●	June, 2023	Under Way	97%	100%	December, 2023

(1) Status Indicator Colors:

● Under way, variance percentage: 5% and below ● Slow-paced, from 5% to 15% ● Too slow-paced, over 15% ● Not commenced

(2) Selecting primary objective type from the following options:

● GASTAT Key Strategy ● Vision-Linked Strategy ● National Strategy ● Sectoral Strategy

Sr.	Statistical Publication	2023 Most Prominent Indicators
01	Workplace Health and Safety Statistics	• (45.8%) of employees in Kingdom work over 40 hours per week.
02	Health Status Statistics	• (52.8%) of Kingdom population (aged 15 years and above) have a very good or good perception of their health quality.
03	Health Determinant Statistics	• (62.3%) of Kingdom population (aged 18 years and above) are physically active.
04	Health Care Statistics	• (37.5%) of Kingdom adult population (aged 15 years and above) have private health insurance.
05	Early Childhood Development and Child Wellbeing Statistics	• (80.1%) of children in Kingdom are progressing positively in terms of health, education, and psychosocial well-being.
06	Women Health and Reproductive Care Statistics	• (99.8%) of total births in Kingdom during 2023 are covered by medical supervision.
07	Hajj Statistics	• Total number of pilgrims in the year 1444 AH / 2023 AD was (1,845,045).
08	Umrah Statistics	• Total number of Umrah performers in 2023 was (26,856,833).
09	Tourism Statistics (Establishments)	• During 2022, the number of operators engaged in tourism-related activities reached (879,815).
10	Labor Market Statistics	• Unemployment rate for Kingdom's total population in Q3 of 2023 was (5.1%).
11	Structural Business Statistics	• Operating revenue value for the year 2022 was (5,070 billion SAR). • Operating expenses value was (2,017 billion SAR) in 2022. • Employee compensation value was (413.3 billion SAR) in 2022.
12	Industrial Production	• General industrial production index reached (120.3).
13	Research & Development	• Expenditure on research and development in 2022 was (19.2 billion SAR).
14	SMEs Statistics	• Average increase in operating revenues for small and medium-sized establishments in 2022 was (5.8%).
15	Wholesale Price Index (WPI)	• General wholesale price index reached (150.06).
16	Real Estate Price Index	• General real estate price index reached (82.6).
17	CPI	• General consumer price index reached (109.45).


Sr.	Statistical Publication	2023 Most Prominent Indicators
18	Environmental Statistics publication	<ul style="list-style-type: none"> Total area of protected areas in 2022 was (337 thousand square kilometers). Percentage of protected areas as a total of the Kingdom's land area in 2022 was (16.86%). Volume of treated and reused water in 2022 was (434 million cubic meters).
19	Household Environment Statistics Publication	<ul style="list-style-type: none"> Percentage of households in the Kingdom relying on bottled water as a primary source for drinking water reached (49.06%). Percentage of households in the Kingdom relying on public network water as a primary source for drinking water reached (28.73%). Percentage of households in the Kingdom relying on tanker water as a primary source for drinking water reached (21.66%). Percentage of households using water conservation devices or tools reached (34.34%), while the percentage of households not using water conservation-related devices and tools reached (65.66%).
20	Petroleum & Gas Statistics Publication	<ul style="list-style-type: none"> Quantity of natural gas production in 2021 was (126 million tons of oil equivalent).
21	Agricultural Statistics Publication	<ul style="list-style-type: none"> Rate of date self-sufficiency in the Kingdom in 2022 was (124%). Value of agricultural loans distributed in 2022 was (5.3 billion SAR) provided to (farmers, agricultural projects, fishermen, and beekeepers).
22	Agricultural Production Statistics	<ul style="list-style-type: none"> Total area cultivated with grains in the Kingdom was (1,915 thousand dunums) in 2021. Total grain production at the Kingdom level was (891 thousand tons) in 2021.
23	Marine Fisheries Statistics	<ul style="list-style-type: none"> Total catch from marine fisheries in the Kingdom in 2022 was (64,264 metric tons). Value of developmental loans granted to marine fishing in 2022 was (3,621,002 SAR).
24	Energy Efficiency Statistics	<ul style="list-style-type: none"> Overall decrease rate in total energy consumption density in 2021 was (2.74%).
25	Renewable Energy Statistics Publication	<ul style="list-style-type: none"> Total electricity production from renewable energy projects in 2022 was (2,521 gigawatt/hour).
26	Electricity Energy Statistics Publication	<ul style="list-style-type: none"> Overall increase rate in electricity consumption in 2021 was (4.23%). Overall increase rate in electricity production in 2021 was (3.35%). Quantity of electricity produced in 2021 was (359 terawatt/hour).
27	Household Energy Statistics Publication	<ul style="list-style-type: none"> Percentage of households interested in conserving electricity in 2022 was (91.85%).
28	International Trade	<ul style="list-style-type: none"> Increase rate in merchandise exports of the Kingdom in 2022 was (48.9%). Increase rate in merchandise imports of the Kingdom in 2022 was (24.2%).
29	Culture and Entertainment Statistics	<ul style="list-style-type: none"> Percentage of population who visited cultural events or activities during 2022 was (80%).
30	Air Transport Statistics	<ul style="list-style-type: none"> Number of passengers at Kingdom airports increased by (82%) in 2022.
31	Maritime Transport Statistics	<ul style="list-style-type: none"> Ship traffic at Kingdom ports increased by (8%) in 2022.
32	Land Transport Statistics	<ul style="list-style-type: none"> Public bus transportation passenger numbers increased by (234%) in 2022.



Key Projects & Achievements in 2023

Given its significant national role and commitment to delivering comprehensive and up-to-date data, GASTAT consistently enhances, evolves, and expands its operations and offerings across all statistical domains. To fulfill statistical needs of diverse clients within Kingdom, including government, private sectors, non-profit organizations, individual researchers, academics, among others, GASTAT addresses economic, social, population, environmental, and cultural demands. Additionally, it caters to statistical requirements from international organizations abroad, as requested by regional and global organizations.

Throughout 2023, GASTAT executed numerous statistical initiatives encompassing field surveys and other products aimed at providing decision-makers and policymakers in Kingdom with precise and well-documented data. These efforts were grounded in collecting information, monitoring sectoral changes, and assessing adherence to Saudi Vision 2030 and its diverse initiatives. GASTAT developed these statistical products to meet customer demands, adhere to national and regional mandates, and uphold international standards. Before delving into GASTAT prominent undertakings, we highlight significant royal decrees and Council of Ministers decisions regarding GASTAT during this year:



○ Royal Orders and Council of Ministers Decisions Regarding GASTAT in 2023:

Instrument Type	Number	Date	Title	Subject Amendment	Acts undertaken in connection therewith	Implementation Status
Telegram	42016	16/06/1444 AH	GASTAT Annual report for fiscal year 1442/1443AH (2021 AD).	Considering specified period referred to in Royal Order No. (53746) dated 19/12/1433 to submit GASTAT annual report for fiscal year 1442/1443 AH (2021 AD), provided that it does not exceed six months.	GASTAT annual report for fiscal year 1442/1443 AH (2021 AD) was telegraphed by of His Excellency, GASTAT Chairman of Board of Directors, under No. (16) dated 16/01/1444 AH. Replies to Shura Council feedback on report were telegraphed by His Excellency, GASTAT Chairman of Board of Directors, under No. (637) dated 15/6/1444 AH.	Report was submitted on time.
Telegram	43962	25/06/1444 AH	Approval to host Arab Institute for Training and Statistical Research in Statistics (AITRS) Board of Trustees 48th meeting in Kingdom in Q4 2023.	Approval of GASTAT request to host AITRS Board of Trustees 48th meeting in Kingdom in Q4 2023.	AITRS Board of Trustees 48th meeting was held in Jeddah from 4 to 5 October 2023.	Held on time
Council of Ministers Decision	74242	28/10/1444 AH	Approval of GASTAT Final Account for fiscal year (1442/1443 AH) (2021 AD)	Approval of GASTAT Final Account for fiscal year (1442/1443 AH) (2021 AD)	GASTAT final account for fiscal year (1442/1443 AH) (2021 AD) was telegraphed for His Excellency, GASTAT Chairman of Board of Directors, approval No. (541) dated 06/05/1444 AH, and Council of Ministers Decision No. (726) dated 26/10/1444 issued on approving GASTAT final account.	Approved

Note: More than 80 telegrams were received from Royal Court, with majority marked as (confidential) or (strictly confidential). Following publication guidelines, confidential telegrams were omitted, except for those referenced in above table.



Statistical Work Paths

Below is a review of GASTAT most prominent works and key statistical products released in 2023 through the following work paths:

○ First: Economic Statistics Path:

Regarding economic statistics Path, GASTAT conducted extensive work throughout 2023 outlined below:

01. Activities of (Price Statistics):

- Monitoring and following up on merchandise and services price movements in Kingdom through specific programs set out for this purpose.
- Preparing publications and statistical reports for monthly surveys of consumer price indices, wholesale price indices, and real estate index, calculating critical commodities average prices, and participating in International Comparison Program (ICP) under Economic and Social Commission for Western Asia (ESCWA) auspices.
- Studying and discussing international methodologies and practices with World Bank mission and implementing recommendations to update consumer basket weights and utilizing alternative data sources for CPI calculation.
- Finalizing updates of consumer basket weights using estimates from household final consumption for national accounts (cash expenditure), and establishing 2021 as base year. Consumer basket weights will be updated upon release of Household Income and Expenditure Survey results, scheduled for implementation in 2023 - 2024.
- Finalizing updates to data collection mechanism utilizing recorded data, specifically (monthly Ejar platform data), to be integrated into CPI inputs within upcoming period.
- Reviewing and updating POS to ensure coverage of all regions of the kingdom, with the number of cities surveyed increased from 19 to 23 cities, representing 66% of kingdom total population. Additionally, the number of pricing items in the basket increased from 45,000 to 81,000 items, marking an 80% growth rate.
- Working to diversify data collection sources through:
 - Web: Obtaining prices of goods and services from trusted e-commerce websites such as hotel prices from Booking.com and flight ticket prices from Almosafer.
 - Scanner data: Prices linked automatically from a group of major retail stores to the authority, such as HyperPanda and Othaim Markets.
- Finalizing CPI establishment and development for Al-Ula Governorate.
- Applying internationally recognized standards for statistical methodology to all price-related statistics.



10. Given that prices are an important economic indicator, especially when used in standard figures, and based on the comprehensive plan to establish new standard production figures, efforts have been made to:

• **Develop the Producer Price Index (PPI), to serve as follows:**

- It is a requirement for (G20).
- It serves as an indicator for measuring the impact of economic and political decisions on economic situation.
- Industrial standard figures are used to measure inflation in the industrial sector.
- It is used to estimate Gross Domestic Product (GDP) at constant prices.

• **Develop the Construction Cost Index, to serve as follows:**

- It is used to monitor changes in the prices of goods and services involved in building construction costs (inflation/ deflation in construction and building costs).
- It helps identify changes in the costs of building construction, whether residential or non-residential.
- It assists contractors and stakeholders in the construction sector in tracking trends in construction cost prices.
- Meeting customer support department requests for all beneficiaries.

11. Cooperating & integrating with relevant departments within and outside GASTAT.



02. Activities of (Digital Economy Statistics):

1. Assessing share of digital economy within Gross Domestic Product (GDP).
2. Providing indicators regarding households and individuals access to and usage of ICT.
3. Providing indicators regarding establishments access to and usage of ICT.

Conducted surveys include:

a. Digital Economy Survey:

• **Survey Overview:**

Digital Economy Survey seeks to gather and assess information pertaining to establishments digital economy, offering a valuable dataset for gauging digital economy impact on Kingdom GDP. It also serves as a foundational database for conducting studies and developing indicators on Kingdom digital sector.

• **Survey Objectives:**

- Offering up-to-date statistics and indicators on digital economy to help decision-makers identify and understand the following:
 1. Availability of applications (or digital platforms) within establishments for selling their products and services.
 2. Establishments use of the following technologies:
 - Own-developed websites or apps.
 - E-commerce market websites or apps.
 - Electronic data interchange (EDI) systems.
 3. Establishments receipt of online orders of merchandise or services through: Other institutions websites or applications and EDI.
 4. Number of personnel holding ICT roles within establishments.
 5. Percentage of enterprise expenditures on ICT.
 6. Percentage of enterprise revenues generated from sale of digital merchandise and services.
 7. Ration & value of e-commerce sales volume at establishments.

- Creating a broad base of statistics to be used as a reliable basis for conducting studies and research on digital economy.
- Offering researchers, scholars, and interested parties' essential statistical data concerning digital economy to facilitate its utilization in scientific research and studies aimed at sector development within Kingdom.
- Conducting local, regional and international comparisons on digital economy.

b. ICT Access and Usage by Households and Individuals Survey:

• **Survey Overview:**

ICT access and usage by households and individuals survey seeks to determine level of ICT access and usage by households and individuals, and to provide enabling database for conducting research and developing indicators on Kingdom digital sector.

• **Survey Objectives:**

- Offering up-to-date statistics and indicators on ICT access and usage by households and individuals, helping decision-makers to identify and understand the following:
 1. Availability of ICT devices for households.
 2. Households access to ICT.
 3. Reasons for households' inaccessibility to ICT.
 4. Usage of ICT by individuals.
 5. Age groups of individuals using ICT.
 6. Educational status of individuals using ICT.
 7. Occupational status of individuals using ICT.
 8. Internet domains used by individuals.
 9. Locations where internet has been accessed by individuals.
 10. Reasons for not using ICT by individuals.
- Creating a broad base of statistics to be used as a reliable basis for conducting studies and research on ICT activity of households and individuals.

c. ICT Access and Usage by Establishments Survey:

• **Survey Overview:**

ICT Access and Usage by Establishments Survey seeks to collect and analyze data related to ICT use by economic establishments, aiming to provide specific ICT indicators as identified by OECD and UNCTAD..

• **Survey Objectives:**

- Offering up-to-date statistics and indicators on ICT access and usage by establishments, helping decision-makers to identify and understand the following:
 1. Availability of ICT devices for establishments.
 2. Establishments access to ICT.
 3. Identifying areas of ICT use by establishments.
 4. Identifying benefits of ICT usage by establishments.
 5. Finding out reasons for establishments inaccessibility to ICT.
 6. ICT usage by establishments in sale and purchase of merchandise and services.
 7. Other relevant areas; including ICT security, management and protection.
- Creating a broad base of statistics to be used as a reliable basis for conducting studies and research on ICT activity in establishments.
- Offering researchers, scholars, and interested parties' essential statistical data concerning ICT to facilitate its utilization in scientific research and studies aimed at developing sector in Kingdom.
- Conducting local, regional and international comparisons on ICT activity in establishments.

03. Activities of (National Accounts Statistics):

1. Real GDP growth rate flash estimates for Q4 2022.
2. GDP and national accounts indicators for Q4 2022.
3. Real GDP growth rate flash estimates for Q1 2023.
4. GDP and national accounts indicators for Q1 2023.
5. Real GDP growth rate flash estimates for Q2 2023.
6. GDP and national accounts indicators for Q2 2023.
7. Real GDP growth rate flash estimates for Q3 2023.
8. GDP and national accounts indicators for Q3 2023.
9. Annual National Accounts Publication for 2022.
10. Supply, Use, Inputs and Outputs Tables for 2021.

a. Real GDP Growth Rate Flash Estimates:

GASTAT releases flash estimates of quarterly real GDP growth rates within 30 days after reference quarter ends, aiming to offer timely insights into Saudi economy for decision-makers and stakeholders. This involves estimating quarterly GDP growth rate at constant prices even if quarter data is still incomplete. Estimation procedure used for GDP follows the same protocols as quarterly national accounts, but are based on simplified assumptions for extrapolating monthly or quarterly indicators. It utilizes numerous indicators related to production, expenditure, income, prices, and international trade.

b. GDP and Quarterly National Accounts Indicators:

Quarterly national accounts indicators are typically released (68) days following end of reference quarter. These indicators offer additional insights into GDP and its components, allowing for understanding of scale of economic growth in key sectors and various aspects of spending contributing to GDP.

c. Annual National Accounts Publication:

Annual National Accounts Publication includes indicators at level of economic activities and institutional sectors:



- Non-Financial Projects Sector
- Financial Projects Sector
- Public Government Sector
- Household Sector
- Non-Profit Institutions Serving Households Sector

Publication also includes indicators on GDP, components of consumption expenditure, savings and investment in Saudi economy, net lending and borrowing, as well as changes in total economy assets and liabilities in financial account.

d. Supply, Use, Inputs and Outputs Tables:

• Supply & Use Tables:

Supply and Use Tables provide a comprehensive structure of resources and utilization based on 2008 National Accounts System (SNA). They provide an analysis of products categorized by data sources in Supply Table, distinguishing between local production and imports. On the other hand, Use Table shows how these resources of products are used as intermediate consumption by economic activities, final consumption by households, government and non-profit organizations, capital formation, and export.

• Input & Output Tables:

This is a crucial instrument for comprehending GDP components, shedding light on interconnections within national economy and mutual interactions among different sectors. Each sector utilizes products of other sectors either as intermediate consumption or for fixed capital formation, while products of a given sector may serve as intermediate or capital uses in other sectors. Input & Output Tables appear as activities produced at row level, and as consumed at column level.

Supply and Use Tables are prepared in line with methodologies and principles recommended in 2008 SNA. These Tables incorporate comprehensive data on economic activities, allowing for measurement of key economic aggregates like GDP through production, income, and expenditure approaches. Thus, tables are structured based on international classifications.

GASTAT has undertaken the task of enhancing Supply and Use Tables, offering a higher level of detail. This involved segmenting Saudi economy into 85 activities and 84 products, selected based on their significance and contribution to GDP. This marks a notable increase compared to previous years, which only covered 18 activities and 18 products. Selection process was driven by both user requirements and availability of comprehensive statistical data. From an analytical standpoint, Supply and Use Tables serve as foundation for constructing Input and Output Tables, offering a statistical portrayal of economic performance. These tables offer crucial data for macroeconomic analysis and highlight interconnectedness between various economic activities. Such insights help decision-makers and policymakers across diverse economic and social domains.

04. Activities of (Business, Investment and International Trade Statistics):

• Business, Investment and International Trade Statistics Objectives:

1. Through Business, Investment and International Trade Statistics, GASTAT endeavors to provide a comprehensive array of statistics that reflect business sector composition and growth rates. Additionally, it aims to supply data on international trade in merchandise and services, which play a pivotal role in determining Kingdom trade balance. GASTAT is also involved in quantifying extent of foreign direct investment within Kingdom, along with providing annual and quarterly metrics reflecting performance of such investment in the country.
2. In 2023, GASTAT took the initiative to enhance its international business and trade statistics products by offering comprehensive indicators and expediting release of current products. This initiative aimed to meet users' needs in line with the highest international standards and practices.
3. GASTAT sought to explore inclusion of new products that align with both internal demands and global standards and practices. These additions were intended to enhance provision of economic indicators and statistics related to business sector, international trade, and investment.

• Business, Investment and International Trade Statistics Key outcomes:

1. Releasing comprehensive structural business statistics, delving into detailed levels up to second tier of National Classification of Economic Activities (ISIC). Additionally, there was a focus on publishing statistics on SMEs, encompassing indicators categorized by establishment size and economic activity.
2. Conducting a survey to calculate indicators of international trade in services for the first time, adhering to standards outlined in BOP Manual. This manual categorizes services into 12 main service.

- Working to expedite release of statistics on international trade in merchandise, aiming to publish them within 30 days after reference month conclusion, aligning with global standards and local needs.
- GASTAT, in collaboration with government agencies, has developed a methodology to calculate foreign investments in Kingdom, while working to release both annual and quarterly statistics on foreign direct investments.
- GASTAT has released R&D statistics, which quantify expenditure on research and development by sector type in Kingdom. These metrics are factored into global rankings of countries based on R&D expenditure, as well as percentage of expenditure relative to GDP.

Business, Investment and International Trade Statistics Key Activities and Products:

- IPI Development
- Structural Business Statistics
- SMEs Statistics
- R&D Statistics
- Periodic International Trade Reports on Commodities (Monthly, Quarterly, Annual)
- Conducting International Trade Survey on Services 2022
- Engaging in adoption of a fresh methodology for calculating annual and quarterly Foreign Direct Investment (FDI) Statistics, to contribute to enhancing the investment environment, informing investors about the best investment opportunities in the Kingdom, attracting more foreign investments, and increasing investors' access to the Saudi market.

Below is a detailed overview of key activities:

a. Industrial Production Index (IPI):

• IPI Product Definition: :

This product offers immediate indicators for assessing fluctuations in production levels across various sectors including mining, quarrying, manufacturing, and utilities such as electricity, gas, and water. These indicators help decision-makers understand economic developments occurring within Kingdom industrial sector. Additionally, International Standard Industrial Classification

Manual (ISIC4) and Central Product Classification Manual (CPC2) were utilized for coding economic activities and products respectively. GASTAT also intends to launch an updated version of index, incorporating revised methodology and expanding scope of publication to encompass second tier of ISIC.

• IPI Product Utilization:

- IPI Components
- Creating short-term indicators to identify changes in production quantities within industrial sector.
- Meeting requirements of government agencies, departments, and researchers for statistics and statistical data on industrial production in Kingdom.
- Benefiting from statistics in local, regional, and international comparisons, studies, and analyses.

• Key Findings:

- General IPI
- Mining and Quarrying Index
- Manufacturing Industry Index
- Electricity Supply Index



• Survey Periodicity:

Monthly.

• IPI Product Beneficiaries:

- Ministry of Energy
- Ministry of Industry and Mineral Resources
- Ministry of Economy
- Saudi Central Bank
- Ministry of Environment, Water and Agriculture

b. Structural Business Statistics:

• Structural Business Statistics Product Definition:

Structural Business Products stands as a pivotal (annual) economic research endeavor, offering key economic indicators essential for understanding and gauging shifts in Kingdom economic landscape. Its primary objectives revolve around furnishing statistical insights into establishments involved in diverse economic sectors. This product has been revamped to align with user demands, presenting indicators at a granular level corresponding to ISIC second tier.

• Structural Business Statistics Product Objectives:

- Identifying business sector structure according to economic activities and establishments sizes.
- Providing data on economic activities to create indices that help identify growth rates of each economic activity.
- Updating series of economic data on each economic activity.
- Benefiting from data in local, regional, and international benchmarking, studies, and analyses.
- Determining each economic sector level of involvement in economic development process while assessing relative significance of each sector.

• Structural Business Statistics Product Key Indices:

- Operational Expenditure.
- Number of Workers.
- Capital Formations.
- Operational Revenues.
- Worker Compensation.



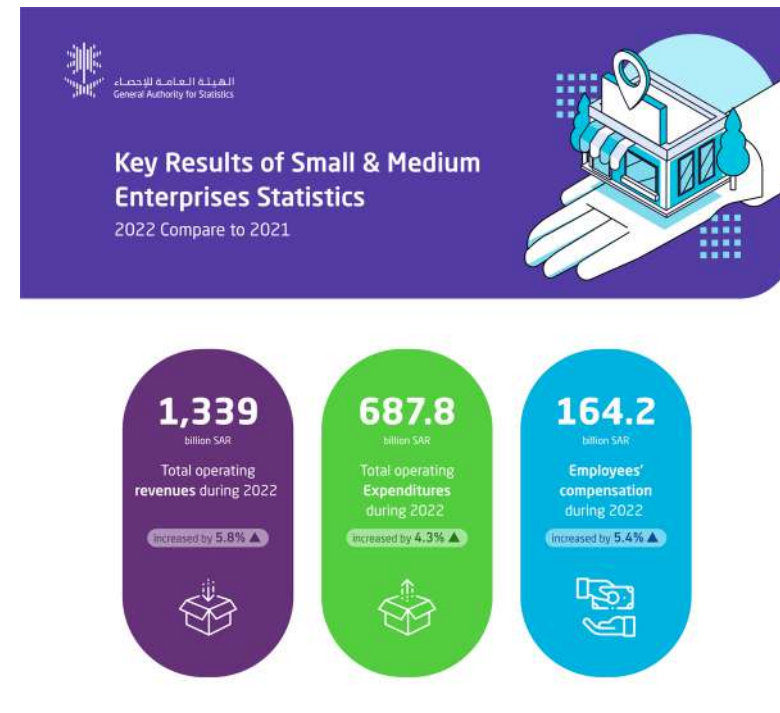
c. SMEs Statistics:

• SMEs Statistics Product Definition:

SMEs statistics product, developed by GASTAT through Business, International Trade, and Investment Statistics Department, is significant economic research. It offers insights into structure of small and medium enterprise sector within economy, highlighting their contributions to GDP. Its main goals revolve around furnishing statistical data on small and medium establishments operating across various economic sectors. Additionally, it presents key economic indices categorized by enterprise size, reflecting progress of these establishments in Kingdom.

• SMEs Statistics Product Objectives:

- Measuring percentage of SMEs contribution to GDP.



- Offering data to understand SMEs structure, growth rates, and sustainability across each economic activity.
- Benefiting from data in local, regional, and international benchmarking, studies, and analyses.

d. Research & Development (R&D) Statistics:

• R&D Statistics Product:

This product provides statistics and indices concerning research and development sector in Kingdom. It collects data for all economic activities across administrative regions of Saudi Arabia, offering insights into sector expenditure volume and number of researchers and workers engaged in research and development fields. This product offers indices including:

1. Identifying size of R&D sector by research type.
2. Identifying size of R&D sector by scientific field.
3. Estimating R&D contribution to GDP.



• Data Sources:

- GASTAT Surveys
- Record-based Data

• Survey Periodicity:

- Annually.

• Statistical Unit:

- Establishment.

e. Periodic Reports & Annual Publication of International Trade Statistics:

• International Trade Statistics Reports Product Definition:

International Trade Statistics reports, conducted by GASTAT, involve collection and processing of recorded data pertaining to

international trade in merchandise. This product primary goals are to offer statistical data on merchandise volume imported and exported between Kingdom and other countries worldwide, thus influencing BOP as well as Kingdom trade balance. These statistics have been consistently provided over the years to help decision-makers.

• International Trade Statistics Reports Product Objectives:

- Providing data to realize volume of Kingdom international trade on a monthly, quarterly, and yearly basis.
- Providing merchandise export and import data according to Harmonized System (HS) Code.
- Offering data on international trade at both merchandise and country levels.
- Benefiting from data in, regional, and international benchmarking, studies, and analyses.



f. 2022 International Trade in Services Survey:

• 2022 International Trade in Services Survey Product Definition:

Conducting International Trade in Services Statistics Survey for the first time in Kingdom marks a recent addition to GASTAT-initiated economic surveys. Its primary aim is to furnish statistical data on trade of services imported and exported between Kingdom and other countries worldwide. These statistics shall be periodically provided to help decision-makers.

• 2022 International Trade in Services Survey Product Objective:

- Offering data to realize volume of trade exchange in services between countries.
- Providing basic data for statistical calculation of national accounts and BOP.
- Offering data on international trade at services and country levels.
- Benefiting from data in, regional, and international benchmarking, studies, and analyses.

o Economic Products Under Development:

During 2023, a number of statistical products were developed and improved, including:

a. Short-Term Business Statistics:

Short-term business statistics are economic data and statements used over brief periods to evaluate performance of various sectors within economy, discern economic conditions, and identify short-term growth or decline trends.

Work is underway to develop a product aligning with global updates concerning short-term indicators, including transitioning from quarterly to monthly reporting to meet demands of users from government agencies and private sector.

This product shall offer short-term indicators highlighting significant shifts at business sector level, including operational revenues, number of workers, and employee compensation. It shall also explore integration of record-based indicators derived from administrative records of establishments to capture changes

in business sector. Short-term business statistics constitute a periodic examination concentrating on attributes and elements of operational establishments engaged in economic activities across public, private, and non-profit sectors across Kingdom regions.

b. Non-Profit Sector Statistics:

Non-profit sector statistics product focuses on non-profit organizations in Kingdom, including governmental, public, or private entities. It comprises economic indicators aimed at delineating non-profit sector structure, offering detailed indicators categorized by organization classifications within this sector, and measuring trends in its growth and annual changes.

c. Building & Construction Statistics:

Construction & building statistics product focus on establishments engaged in construction activities. Its goal is to offer comprehensive indicators regarding various sub-activities within construction and building sectors, including revenues, operational expenses, and capital investments. Additionally, it aims to provide statistics on construction projects undertaken in Kingdom within a specified time frame, categorized by project type either (residential or commercial).

o New Economic Products Currently Underway to Be Launched Soon:

Business Confidence Index (BCI):

• BCI Product Overview:

BCI is a leading indicator of perceptions and expectations regarding future developments in private sector, based on opinion surveys covering production, demand, prices, and employment. This new product has recently been added to GASTAT statistical products to align with future expectations. BCI measures customer perceptions through an electronic questionnaire comprising various questions. Through this product, estimates and indicators related to business confidence are provided across a range of economic factors.

o Second: Social Statistics Path:

In social statistics Path, GASTAT, through General Department for Social Statistics, finalized data processing for initial phase of Saudi Census 2022 and compiled all reports detailing findings, which were released in May 2023. Second phase data were processed and over 20 statistical products have been developed. Several projects were undertaken to enhance statistical products in accordance with international standards, including labor force survey transformation project. Additionally, improvements were made to health statistical surveys as well as Population Projections Scientific Methodology in collaboration with international experts in demographic statistics.

01. Population, Gender and Diversity Statistics:

a. Population Projections:

Population Projections are forecasts of future population size, as well as age and gender distribution, derived from data obtained from population and housing censuses, along with certain assumptions regarding future trends in fertility, mortality, and migration rates. In 2023, retrospective population estimates were generated and released for Kingdom up to 2010. These estimates were based on population qualitative composition, age distribution, and geographic distribution, utilizing administrative records of births, deaths, and migration.

Population Projections Report, utilizing data from Saudi Census 2022, is being released to provide future estimates of population size and distribution by age, gender, and geographical location. These projections serve as foundation for other sector-specific forecasts. The significance of delivering future population data is growing, driven by heightened demand from decision-makers and policymakers concerned with population-related policies.

• Survey Periodicity:

- Using this data to inform future policies and beneficiaries plans, and facilitating local, regional, and international benchmarking comparisons.

- Creating database that would serve as a reliable reference for stakeholders and specialized in population projections (locally, regionally, internationally).

• Methodology:

Kingdom of Saudi Arabia Population projections are based on four foundations:

1. Population distribution by age, nationality, and gender in initial projection year, which corresponds to year of latest census conducted in Kingdom (2022).
2. Assumptions on fertility level and age pattern during projection period.
3. Assumptions on mortality level and age pattern during projection period.
4. Assumptions on net international migration level and age pattern during projection period.

• Data Sources:

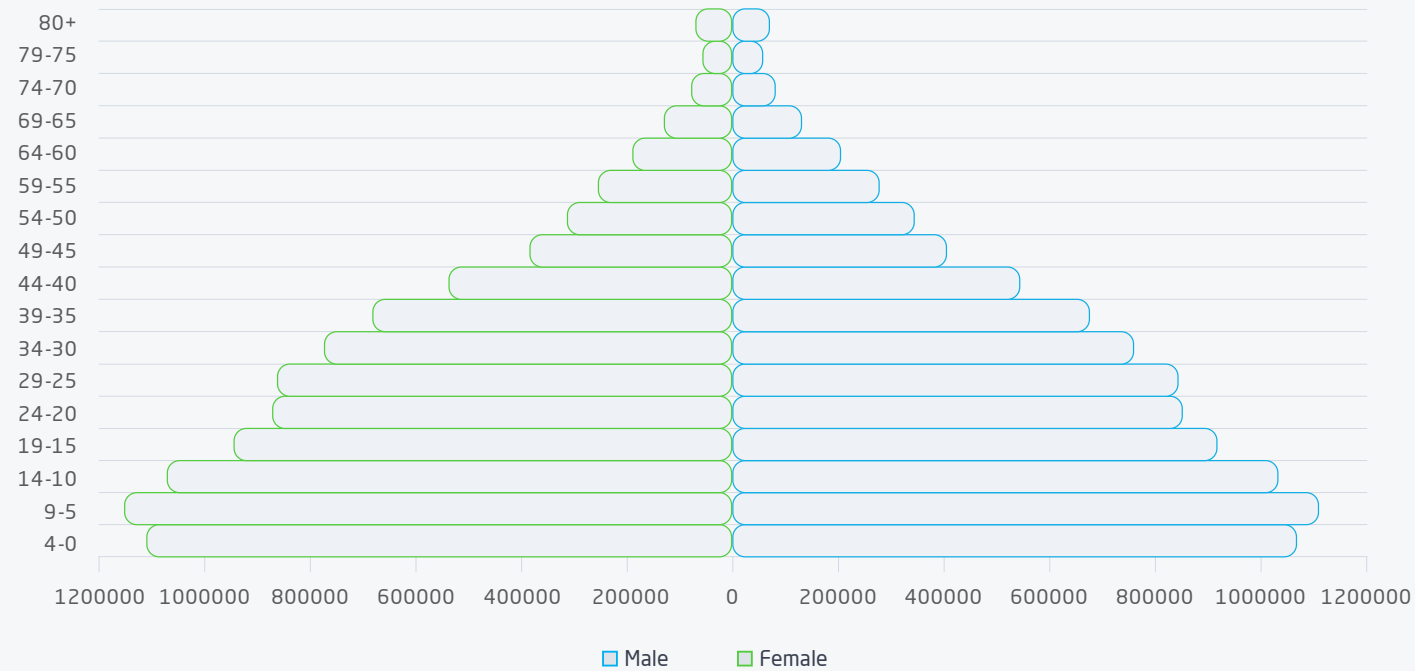
Population projections and estimates are based on general population and housing census data, demographic surveys, and administrative data for births, deaths, and migration.



• **Key Findings:**

- Graphs:

► **Total Population Pyramid in 2022**



- Table key findings in 2022:

Indicator	Indicator Value
Total Population	32,175,224
Saudi Population	18,792,262
Number of Saudi populations in the age group (1534-)	6,809,156
Percentage of Saudi population in the age group (15 - 34 years) to total Saudi working-age population (15 years and above).	55.54%
Age dependency ratio of total population	37.3%
Age dependency ratio of Saudi Population	62%



b. Housing Statistics:

Work is underway to issue the Housing Statistics Report 2023, which contains data from household surveys «Housing Survey» conducted by GASTAT, as well as Ministry of Municipal, Rural Affairs and Housing administrative records. The report comprises housing occupancy statistics across various variables, alongside housing sector development indicators.

• **Objectives:**

- Calculating ownership indicators.
- Providing statistics on occupied houses according to a number of variables.
- Supplying estimated statistics on number of households and average size of household members.

• **Key Indicators:**

1. Percentage of households owning a house based on various factors.
2. Percentage of households owning a concrete house according to a number of variables.
3. Percentage of occupied houses owned by households according to a number of variables.
4. Percentage of concrete occupied houses owned by households according to a number of variables.
5. Percentage of household-occupied houses based on a number of variables.
6. Percentage of household-occupied concrete houses based on a number of variables.
7. Percentage of houses rented & occupied by households according to a number of variables.
8. Percentage of concrete houses rented & occupied by households according to a number of variables.

• **key Findings Table of Housing Statistics Report in Kingdom Based on 2022 Census:**

Findings of 2022 Housing Statistics Report in Kingdom:

Indicator	Indicator Value
Total Number of Households	8,174,674
Total number of Saudi households	4,153,497
ezis dlohesuoh egarevA	3.7 Individuals
ezis dlohesuoh iduaS egarevA	4.8 Individuals
Household ownership rate (Saudi Households)	2.55%
Housing ownership rate (Saudi Households)	6.06%

c. Gender and Diversity Statistics:

Below are key findings and significant contributions of gender and diversity statistics:

1. Disability Survey:

• **Disability Survey Overview:**

Social survey aimed at providing an overview of prevalence of health challenges in Kingdom, categorizing types of challenges by severity and prevalence among individuals in society. This survey helps evaluating effectiveness of disability-related policies, including International Convention on Human Rights, specifically «Convention on Rights of Persons with Disabilities,» ratified by United Nations General Assembly, and monitoring its implementation both nationally and internationally. Convention on Rights of Persons with Disabilities is meant to promote their engagement in various facets of life and eliminate obstacles to their participation. To accomplish this objective, it is essential to comprehend extent of disability and its distribution within population, thereby assessing variations in disability rates based on gender, age, or other attributes.

• **Disability Survey Overview:**

- Providing data on population with disabilities in Kingdom in terms of: Levels, types, causes, socio-demographic characteristics and geographical distribution.

- Reaching realistic indicators about difficulty prevalence, characteristics, and level of difficulties they face.
- Offering difficulty-specific data for individuals with single and multiple disabilities.
- Conducting basic health statistics meeting beneficiaries needs at national and international levels.
- Identifying services offered to individuals with disabilities and their characteristics enables stakeholders in this sector to prioritize their needs and shape their policies accordingly.
- Providing data and indicators periodically to assess change over time, and make local, regional and international comparisons.

2. Women Report:

2022 Women Report, released in August 2023, aims to showcase overall status of women aged 15 and above in Kingdom across following diverse fields: economic, educational, health, and cultural fields. This report provides statistical data and indicators on status of women in Kingdom of Saudi Arabia, sourced from both field surveys and record-based data. Moreover, it offers insights into women participation in society and their role in development. Through precise figures, the report underscores governmental endeavors to empower women in alignment with Saudi Vision 2030..

• Key Indicators Included in Women Report:

- Demographic indicators of Saudi women
- Educational status of Saudi women
- Women participation in labor market
- Saudi Women Health
- Ownership and income status.

3. Youth Report:

This report reviews reality of Saudi youth (aged 15-34) and their growing achievements, and highlights their roles in development, including: education, economy and social life.

The report aims to provide data and statistics on situation of youth in Saudi Arabia, derived from survey-based data and record-based data, and to provide data on young people recent interests. Youth Report states that:

- Special research has been conducted on youth indicators and international best practices.
- Report addresses practical, educational and social situation of young people in Kingdom.
- It also includes data on key awards obtained.

4. Family Report:

Family Report shows key indicators of modern family life. It highlights most important indicators and statistics for Saudi family, such as: family structure, changes in parent-father-child relationships, family health indicators, fertility rates, indicators of family housing size, family educational levels indicators, etc. Family report provides detailed data on families in Saudi Arabia derived from field survey-based data, and record-based data. The report contains comparisons of family sizes over time, according to available data. It also aims to identify household support efforts in Kingdom. Family report states that:

1. Special research has been conducted on household indicators and international best practices.
2. The report offers numerous indicators derived from available data on families in Kingdom.
3. Furthermore, sustainable development indicators serving families in Kingdom have also been included.

02. Statistics on Living Conditions, Lifestyles and Justice:

a. National Unified Crime Guide for Statistical Purposes:

The following was carried out:

1. Determining regulations on types of crimes in coordination with relevant stakeholders, to develop a unified concept of crime according to what is included and excluded.
2. Complying with International Classification of Crime for Statistical Purposes (ICCS).
3. Linking with UNODC questionnaires.
4. Identifying recommendations for systems development to help stakeholders deal with Guide elements.
5. Participating in meetings and workshops with relevant stakeholders.

b. Crime Statistics:

The following was carried out:

1. Working to build a detailed methodology for calculation of crime indicators based on UNODC recommendations.
2. Preparing metadata to calculate each indicator to ensure data quality.
3. Holding workshops to explain methodologies for measuring indicators with relevant stakeholders.
4. Assessing data availability challenges from various entities, and proposing systems development solutions for data derivation

c. Drug Statistics:

The following was carried out:

1. Building a methodology for measuring drug statistics based on UNODC recommendations.
2. Creating a drug abuse survey form.
3. Defining metadata for deriving number of abusers.

4. Meeting with relevant stakeholders to identify required data.
5. Working with relevant stakeholders to evaluate drug and psychotropic substance abuse survey.

d. Intentional Homicide Victims Index:

The following was carried out:

1. Building indicator measurement methodology based on sustainable development indicators recommendations.
2. Defining metadata for deriving number of victims.
3. Meeting with Ministries of Justice and Interior, Quality of Life Program, and Adaa Center to determine required data.
4. Working to derive victim data from final documents of intentional homicide cases.
5. Accessing and reviewing data from Ministry of Justice, as well as providing consultations and recommendations.

e. Violence Against Children Survey:

The following was carried out:

1. Building a methodology for measuring violence against children based on UNODC recommendations.
2. Building a violence against children survey form.
3. Incorporating an attachment form to Child Labor Survey upon request after studying international recommendations.
4. Evaluating form by domestic violence experts from United Nations Development Office.

f. National Identity Survey:

Methodology and national identity survey measurement form was based on the following recommendations:

1. Culture statistics expert consultations;
2. National identity experts' consultations;
3. International comparative experiences, such as World Values Survey;
4. Relevant scientific research;
5. Human Capability Development Program;
6. Relevant parties' consultations.



g. Culture and Entertainment Survey:**The following was carried out:**

1. Developing a culture and entertainment survey form.
2. Preparing a culture and entertainment data analysis guide.
3. Developing methodology for measuring culture statistics based on UNESCO recommendations.
4. Identifying descriptive variables involved in coordination with relevant national authorities.

h. Socioeconomic Survey:**The following was carried out:**

1. Completely redesigning and developing the Socioeconomic Survey.
2. Adding savings behavior section.
3. Adding financial culture section.
4. Meeting with relevant stakeholders to measure savings index through survey, in addition to aligning with stakeholders to design survey form.

i. Household Income and Expenditure Survey:**The following was carried out:**

1. Developing survey methodology and methods, leveraging World Bank expertise.
2. Developing survey form and increasing its coverage.
3. Enabling families to self-register their spending data through CAWI system.
4. Using Saudi Census 2022 framework to design larger survey sample, with more representation.
5. Using latest version of International Classification of Goods and Services (UN COICOP 2018).

**j. Consumer Confidence Index (CCI):****The following was carried out:**

1. Developing a sample-weight methodology and updating experimental survey tests in line with recommendations of a number of international statisticians.
2. Implementing data collection methods including telephone and electronic links.
3. Creating interactive dashboard for displaying key survey indicators (quarterly and monthly).

o. Product Statistical Indicators:

Below are key product statistical indicators of living conditions, lifestyles and justice statistics:

• Crime Statistics Key Indicators (record-based dat):

- Number of intentional homicide victims per 100,000 population.
- Drug abuse rate per 1,000 population.
- Number of victims of human trafficking per 100,000 population.
- Suicide death rate per 100,000 population.
- Percentage of population exposed to:
 - a. Physical violence.
 - b. Psychological violence.
 - c. Sexual violence.
 - d. Economic violence.
- Pre-trial detainees as a proportion of overall prison population.
- Proportion of children under five whose births were registered in Civil Registry.
- Percentage of weapons linked to illicit activities that were seized or found by competent authority or handed thereto in line with international instruments.

• Drug Statistics Key Indicators (Record-based and Field Data):

Below are key indicators while sub-indicators are classified according to demographic and economic variables:

- Number of drug users in last 12 months per 100,000 people.
- Percentage of drug users based on diseases or psychological effects during past 12 months.
- Number of drug-related deaths per 100,000 population over past 12 months.

**• Violence Against Children Survey Key Statistical Indicators (Field Data)::**

- Percentage of children (1 - 17 years) who experienced violence in the past month, classified by type of violence and administrative region (May-June 2023).
- Percentage of children (1 - 17 years) who experienced violence in the past month, classified by type of violence, child gender and nationality (May-June 2023).
- Percentage of children (1 - 17 years) who experienced violence in the past month, classified by type of violence and caregiver gender and nationality (May-June 2023).
- Percentage of children (1 - 17 years) who experienced violence in the past month, classified by type of violence and child age group (May-June 2023).
- Percentage of children (1 - 17 years) who experienced violence during the past month, classified by type of violence and age group of caregivers (May-June 2023).
- Percentage of children (1 - 17 years) who experienced violence during the past month, classified by type of violence and their educational enrollment (May-June 2023).
- Percentage of children (1 - 17 years) who experienced violence in the past month, classified by type of violence and caregiver social status (May-June 2023).
- Percentage of children (1 - 17 years) who experienced violent behavior in the past month, classified by behavior, child gender and nationality (May-June 2023).
- Percentage of caregivers based on their belief in child physical punishment and their characteristics (May-June 2023).
- Percentage of children (aged 5 - 17 years) who involved in labor market in the past week, classified by administrative region, gender and nationality.

- Percentage of children (aged 5 - 17 years) who involved in labor market in the past week, classified by age group, gender and nationality.
- Percentage of children (aged 5 - 17 years) who involved in labor market in the past week, classified by monthly family income, gender and nationality.
- Percentage of children (aged 5 - 17 years) who involved in labor market in the past week, classified by education enrollment, gender and nationality.
- Percentage of children (aged 5 - 17 years) who involved in labor market in the past week, classified by economic activity of child labor, gender and nationality.
- Percentage of children (aged 5 - 17 years) involved in labor market in the past week, classified by number of working hours, gender and nationality.

• National Identity Survey Key Statistical Indicators (Field Data):

- National Affiliation Index.
- Positivity and Flexibility Index.
- Moderation and Tolerance Index.
- Excellence and Discipline Indicator.
- Determination and Perseverance Indicator.
- Justice and Transparency Index.
- Pride and Kingdom Heritage Preservation Index.
- Arabic Care Index.

• Culture and Entertainment Survey Key Statistical Indicators (Field Data):

- Percentage of individuals attending cultural activities, classified by type of activity, gender, nationality and educational qualification.
- Percentage of individuals participating in cultural activities, classified by type of activity, gender, nationality and educational qualification.

- Percentage of individuals engaged in recreational activities, classified by type of activity, gender, nationality and educational qualification.
- Percentage of individuals participating in recreational activities, classified by type of activity, gender, nationality and educational qualification.
- Percentage of individuals practicing reading (books, newspapers, magazines), classified by reading field, gender, nationality and educational qualification.
- Percentage of people listening to music, classified by (music genre, gender, nationality, educational qualification).
- Percentage of individuals who visited cultural or recreational places outside Kingdom, classified by (travel reason, gender, nationality and educational qualification).

• Socio-Economic Survey Key Statistical Indicators (Field Data):

- Household average income.
- Savings rate.
- Savings change in value.
- Savings Periodicity .
- Saving key purpose.
- Obstacles to saving.
- Quality of life indicators.
- Facing difficulties.
- Satisfaction with public services and housing.
- Environment-related problems.
- Time taken by car to reach nearest school/health center.
- Loan purpose and source.
- Financial Culture Index.

• Household Income and Expenditure Survey Key Statistical Indicators (Field Data):

- Geographical distribution of income by family characteristics and nationality (Saudi/non-Saudi).



- Geographical distribution of spending on merchandise and services by international classification (UN COICOP 2018) and consumer spending by family characteristics and by nationality (Saudi/non-Saudi).
- Absolute and relative poverty rates -based on spending and income- by region, household characteristics, and nationality (Saudis and non-Saudis).
- Measurement of fair income distribution and inequality index using Gini coefficient and its geographical distribution, and by nationality (Saudi/non-Saudi).

• CCI Key Indicators (Field Data):

- General CCI.
- Economic Outlook Index.
- Future Status Prediction Index.
- Current Material State Index.
- Material Condition Forecast Index One Year from Now.
- General Economic Outlook Index for the Kingdom within a Year from Now.
- General Economic Outlook for the Kingdom for the Next Five Years.
- Index of Durable Merchandise Propriety.
- Consumer Job Expectation Index.
- Consumer Expectations Index at General Price Level.
- Consumer Expectations Index for Home Purchase.
- Consumer Expectations Index for Home Sales.
- Consumer Expectations Index for Car Purchases.

03. Labor Market Statistics:

GASTAT provides comprehensive database on Kingdom workforce characteristics, through labor market statistics (field data and record-based data). Importance of this data stems from the fact that it supports decision-makers and policymakers, and contributes to achieving Saudi Vision 2030 goals. In addition, it meets statistical requirements of regional and international entities such as GCC Statistical Center and ILO. Labor market statistics are a participatory work carried out by GASTAT in collaboration with labor market ecosystem consisting of: Ministry of Human Resources and Social Development (HRSD), General Organization for Social Insurance (GOSI), Human Resources Development Fund (HRDF), Ministry of Education (MOE), and National Information Center (NIC).

a. Key Statistical Indicators Provided by GASTAT through Labor Market Statistics:

- Unemployment rate according to various variables.
- Total number of unemployed individuals according to number of variables.
- Total number of employees according to number of variables.
- Total workforce according to number of variables.
- Labor force participation and employment rates.
- Average wages and average employees working hours.
- Job search methods, unemployment duration, and previous work/training experiences.

b. Main Clients Benefiting from Labor Market Statistics:

- Ministry of Economy and Planning.
- HRSD Ministry.
- Ministry of Finance.
- HRDF.
- International Labor Organization (ILO).
- GCC Statistical Center.



c. Labor Market Statistics Key Activities in 2023:

• First: Statistical Publications:

1. Labor Market Statistics Publication for Q4 2022.
2. Labor Market Statistics Publication for Q1 2023.
3. Labor Market Statistics Publication for Q2 2023.
4. Labor Market Statistics Publication for Q3 2023.
5. Record-based Labor Market Statistics Publication for Q2 2022.
6. Record-based Labor Market Statistics Publication for Q1 2023.
7. Record-based Labor Market Statistics Publication for Q2 2023.
8. Record-based Labor Market Statistics Publication for Q3 2023.
9. Labor Market Statistics Publication for Royal Commission for Al-Ula (RCU) regions, Q4 2022.
10. Labor Market Statistics Publication for RCU Regions, Q1 2023.
11. Labor Market Statistics Publication for RCU Regions Q2 2023.
12. Labor Market Statistics Publication for RCU Regions Q3 2023.

• Second: Statistical Reports:

Comprehensive statistical reports on labor market statistics are issued quarterly to high-end clients benefiting from labor market statistics. Key beneficiaries include: (Ministry of Economy and Planning, HRSD Ministry, Ministry of Finance, and other labor market-related committees and authorities) as well as reports of regional and international organizations, such as: (ILO, ESCWA, GCC Statistical Center). These reports reach more than 20 a year.

• Second: Statistical Reports:

1. Labor Force Survey Transformation Project. (GASTAT continues work on a comprehensive transformation project for labor force survey according to plan launched in 2021).

2. Work on designing and implementing child labor survey in coordination with ILO and Family Affairs Council.
3. Develop action plan to school-to-work transition survey.
4. Develop action plan to child labor survey.
5. Participate in the economic portal platform.
6. Participation in 21st International Conference of Labor Statisticians (ICLS) held in Geneva.

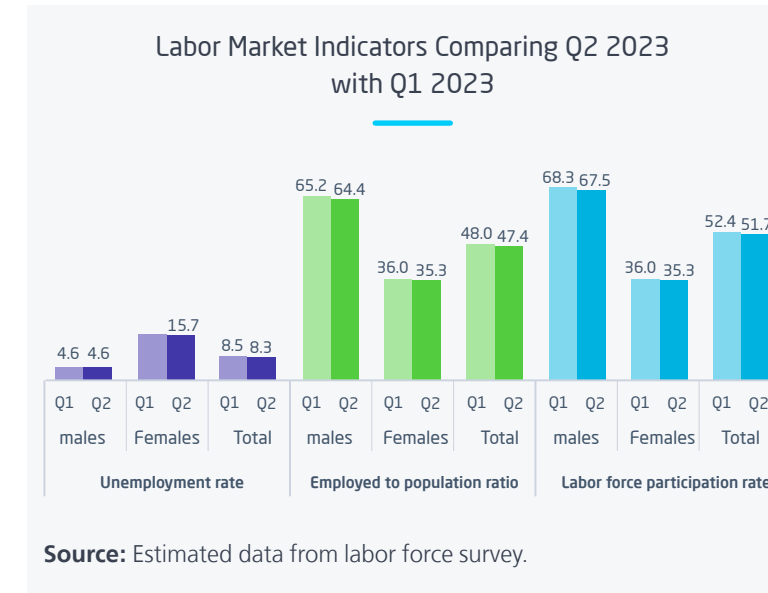
d. Summary of Key Data and Indicators Related to Labor Market Statistics in 2023:

• Key Indicators Derived from Labor Force Survey:

Key Labor Market Indicators Comparing Q2 2023 with Q1 2023

Indicators	Q1 2023			Q2 2023		
	Males	Females	Total	Males	Females	Total
Unemployment Rate	2.5	13.3	5.1	2.5	12.9	4.9
Saudi	4.6	16.1	8.5	4.6	15.7	8.3
Non-Saudi	1.0	6.2	1.7	0.9	5.5	1.5
Ratio of employed individuals to working-age population	78.2	30.7	58.6	77.8	29.7	57.8
Saudi	65.2	30.2	48.0	64.4	29.8	47.4
Non-Saudi	92.0	31.9	73.9	91.9	29.4	73.1
Labor force participation rate	80.2	35.4	61.7	79.7	34.1	60.8
Saudi	68.3	36.0	52.4	67.5	35.3	51.7
Non-Saudi	92.9	34.0	75.2	92.8	31.1	74.2

Source: Estimated data from labor force survey. Figures represent percentages.



Source: Estimated data from labor force survey.



• Key Indicators Derived from Administrative Records:

Total number of individuals registered in GOSI, Civil Service and Domestic Workers, classified by nationality, gender and applicable regulations.

Applicable Regulations	Nationality								
	Saudis			Non-Saudis			Total		
	Males	Females	Total	Males	Females	Total	Males	Females	Total
Persons subject to civil service laws and regulations	718,331	507,562	1,225,893	22,735	20,425	43,160	741,066	527,987	1,269,053
Persons subject to social insurance laws and regulations	1,620,404	1,010,800	2,631,204	7,515,184	348,698	7,863,882	9,135,588	1,359,498	10,495,086
Total	2,338,735	1,518,362	3,857,097	7,537,919	369,123	7,907,042	9,876,654	1,887,485	11,764,139
Domestic workers*	0	0	0	2,664,212	1,026,717	3,690,929	2,664,212	1,026,717	3,690,929
Total	2,338,735	1,518,362	3,857,097	10,202,131	1,395,840	11,597,971	12,540,866	2,914,202	15,455,068

* **Source:** GOSI, and HRSD Ministry.

* **Source:** NIC, Data Subject and HRSD Ministry.

* Data does not include individuals working in security and military sectors and workers not registered in GOSI and HRSD Ministry (Civil Service Agency) records.

* Data derived from GOSI and HRSD Ministry (Civil Service Agency) are preliminary data.

04. Health and Education Statistics:

Five statistical surveys were carried out, including:

1. National Health Survey.
2. Child Health and Wellbeing Survey.
3. Women Health and Reproductive Care Survey.
4. Health and Safety at Work Survey.
5. Adult Education and Training Survey.

Several publications were released, as follows:

Publications	Source
1. Health Statistics Publication	National Health Survey + Child Health and Wellbeing Survey
2. Health Care Statistics Publication	National Health Survey + Child Health and Wellbeing Survey
3. Health Determinants Statistics Publication	National Health Survey + Child Health and Wellbeing Survey
4. Women Health and Reproductive Care Publication	Women Health and Reproductive Care Survey
5. Early Childhood Development & Child Well Statistics Publication	Child Health and Wellbeing Survey
6. Workplace Health and Safety Survey Publication (in progress)	Health and Safety at Work Survey
7. Education and Training Statistics Publication (in progress)	Adult Training and Education Survey

Several publications were released, as follows:

Publications	Number of Indicators	Sustainable Development Indicators	Vision Indicators
1. Health Statistics Publication	12	0	0
2. Health Care Statistics Publication	44	0	0
3. Health Determinants Statistics Publication	42	1	0
4. Women Health and Reproductive Care Publication	32	4	0
5. Early Childhood Development and Child Well Statistics Publication	9	1	0
6. Workplace Health and Safety Survey Publication (in progress)	32	0	0
7. Education and Training Statistics Publication (in progress)	20	7	2

○ Third: Spatial and Resource Statistics Path:

Through General Department of Spatial and Resource Statistics, GASTAT develops a range of statistical products related to natural resources, including environment, energy, agriculture, tourism statistics, transportation, Hajj and Umrah indicators. General Department also improves spatial representation of statistical data (at GASTAT level) through Geographic Data Management Team. Statistical departments under General Department are concerned with collecting, classifying, analyzing and disseminating multiple data and indicators in line with international recommendations and needs of clients and decision makers.

In fact, General Department of Spatial Statistics and Resources play a significant role in producing a large proportion of indicators related to Saudi Vision 2030, sustainable development, economic competitiveness of Kingdom regions, and National Urban Observatory. GASTAT is keen to promote dissemination of statistics and indicators at more detailed spatial levels by using latest technologies and enabling their application and use at all stages of statistical work.

○ Spatial and Resource Statistics Products:

Through General Department of Spatial and Resource Statistics, GASTAT has implemented a number of products, including a baseline survey that provides information on current characteristics of residents in neighborhoods subject to removal in Jeddah. Due to work on System of Environmental-Economic Accounting (SEEA) since beginning of 2023, Kingdom has obtained classification of first phase of data collection for application of SEEA by completing some forms. General Department has also built an institutional spatial structure enabling GASTAT to automate statistical spatial work. In addition, General Department has been working on more than 18 statistical products, details of which will be discussed further:



• **Spatial and Resource Statistics Key Statistical Products and Indicators in 2023:**

As shown in the following table:

Product Name	Product Description	Key Indicators and Statistics
Environment, Agriculture and Energy Statistics		
Household Environment Statistics Publication	Publication based on data from Household Environment Survey, which provides comprehensive data on pollution sources, water and sanitation services, waste and residues, and environmental literacy in household sector.	<ul style="list-style-type: none"> • Proportion of population benefiting from safely managed drinking water services. • Proportion of population benefiting from proper management of sanitation services. • Proportion of population benefiting from hand washing facilities with soap and water. • Key methods of waste disposal in homes. • Percentage of population sorting waste.
Environmental Statistics publication	Record-based publication including a set of data on environment state and quality, environmental resources and their use, waste, extreme events and disasters, human settlements, environmental health and environmental protection.	<ul style="list-style-type: none"> • Total number of dams and their storage capacity. • Area of terrestrial and aquatic nature reserves. • Forest area and its proportion of Kingdom total area. • Annual water demand and distribution by sector. • Volume of treated waste water in municipal sector. • Total amount of municipal collected waste. • Proportion of population connected to wastewater treatment system. • Availability of green areas in municipal sector.
Industrial economic water and waste publication	Publication based on facility-specific environmental survey data that includes a set of statistics and indicators on water consumption and waste production in industrial sector.	<ul style="list-style-type: none"> • Types of waste produced in manufacturing plants. • Amount of waste produced in a manufacturing facility and its disposal methods. • Amount of water consumed in manufacturing facilities. • Amount of water produced in manufacturing facilities. • Relative distribution of wastewater discharge source in manufacturing facilities.
Petroleum and Gas Statistics Publication	Record-based publication containing a set of statistics and indicators related to reserves, production, consumption, exports, and imports of crude oil, natural gas, and petroleum products.	<ul style="list-style-type: none"> • Total crude oil reserves. • Total natural gas reserves. • Total crude oil production. • Total crude oil consumption. • Total production of oil derivatives. • Total oil derivative consumption.



Product Name	Product Description	Key Indicators and Statistics
Electricity Energy Statistics Publication	Record-based publication containing a set of statistics and indicators relating to electricity production and consumption.	<ul style="list-style-type: none"> • Per capita electricity consumption. • Subscriber share of electricity consumed. • Total electricity production. • Total electricity consumption. • Peak load and available capacity.
Renewable Energy Statistics Publication	Record-based publication containing a set of statistics and indicators relating to renewable energy production and consumption.	<ul style="list-style-type: none"> • Total renewable energy production. • Mean Global Horizontal Irradiation (GHI). • Mean Direct Normal Irradiation (DNI). • Mean Diffuse Horizontal Irradiation (DHI). • Total energy capacity of National Renewable Energy Program phases.
Household Energy Statistics Publication	Publication based on Household Energy Survey providing comprehensive data on sources, forms, and uses of energy and patterns of energy consumption in household sector.	<ul style="list-style-type: none"> • Percentage of electricity sources used in households. • Percentage of households interested in using solar energy in the residence. • Percentage of energy used for cooking in households. • Percentage of households using biomass products. • Percentage of households with thermal insulation. • Percentage of households interested in reducing electricity consumption in residence.
Energy efficiency statistics publication	Record-based publication on key indicators of effectiveness of energy efficiency initiatives in enhancing energy production and consumption efficiency.	<ul style="list-style-type: none"> • Energy Intensity. • Primary energy savings from energy efficiency initiatives. • Energy efficiency in building sector. • Energy efficiency in residential sector. • Energy efficiency in commercial sector. • Energy efficiency in government sector.
Sea Fisheries Publication	Annual record-based publication containing a set of data on Kingdom Sea Fisheries.	<ul style="list-style-type: none"> • Fisheries by species in Red Sea and Persian Gulf for traditional and industrial fisheries. • Number of fishing boats in the Red Sea and the Arabian Gulf. • Numbers of fishing workforce.

Product Name	Product Description	Key Indicators and Statistics
Agricultural Statistics Publication	Annual record-based publication providing statistics on key agricultural products, their self-sufficiency rate, data on organic agriculture, as well as volume of government loans for agricultural activity.	<ul style="list-style-type: none"> • Self-sufficiency ratio for major plant-based products (dates). • Sufficiency ratio for major animal-based products (dairy products). • Production of organic agriculture for agricultural crops.
Agricultural Production Publication	Publication based on agricultural survey data of agricultural holdings, including a set of statistics and indicators related to agricultural census 2015. This is due to importance of agricultural activity in achieving food security. All relevant parties in Kingdom agricultural sector, as well as international organizations, benefit from this publication.	<ul style="list-style-type: none"> • Area cultivated (harvested) with grain and feed crops, as well as total and sold production and value thereof. • Number and area of greenhouses planted with vegetables, as well as total and sold production and value thereof. • Total number of permanent trees including palm trees, as well as total and sold production and value thereof. • Number of farm animals by species at regional level. • Total honey production of beehives by hive type.
Specialized Agricultural Projects Publication	Publication based on comprehensive inventory data of agricultural projects specializing in livestock, including fish and poultry, such as: Cattle farms (dairy products and calves fattening), broiler chickens laying hens and hatchery projects in addition to fish farming at level of Kingdom administrative regions.	<ul style="list-style-type: none"> • Total amount of milk produced by cows, and quantity sold from specialized dairy farms. • Total number of table eggs produced, and quantity sold in specialized laying hen farms. • Number and value of chicks sold in hatchery projects. • Total quantity of fish produced, and quantity sold through aquaculture. • Number of chickens produced and quantity sold in specialized broiler farms.
Traffic and Transportation Statistics		
Air Transport Publication	Annual publication providing updated statistics and indicators on air transport and passenger traffic as well as air cargo traffic through Kingdom domestic and international airports.	<ul style="list-style-type: none"> • Number of domestic flights. • Number of international flights. • Number of passengers on domestic flights. • Number of passengers on international flights. • Domestic and international air freight.
Maritime Transport Publication	Annual record-based publication providing statistics on movement of passengers arriving and departing through ports, as well as volume of unloaded and loaded merchandise, and ship traffic in Saudi ports.	<ul style="list-style-type: none"> • Goods unloaded at industrial and commercial ports. • Number of departing and arriving passengers • Container movement - imports and exports. • Ship traffic in ports. • Handled merchandise at ports. • Port capacity.



Product Name	Product Description	Key Indicators and Statistics
Land Transport Publication	Annual record-based publication providing statistics and indicators on road traffic and merchandise movement as well as road traffic safety indicators.	<ul style="list-style-type: none"> • Number of public transport passengers. • Inland shipping by land road. • Number of traffic accidents. • Number of deaths from traffic accidents. • Number of injuries from traffic accidents. • Number of vehicle insurance policies. • Number of vehicles in Kingdom.
Tourism, Hajj and Umrah Statistics		
Statistics of Umrah Publication	Annual record-based publication providing statistics and indicators on road traffic and merchandise movement as well as road traffic safety indicators.	<ul style="list-style-type: none"> • Total number and distribution of pilgrims by gender and nationality (Saudi/non-Saudi). • Distribution of internal pilgrims (Saudis and non-Saudis) in terms of gender, length of stay, and number of umrah by administrative regions and months. • Distribution of pilgrims from abroad according to length of stay, gender, age groups, ports, manner of arrival and departure.
Hajj Statistics Bulletin	Tourism, Hajj and Umrah Statistics	<ul style="list-style-type: none"> • Total number of internal pilgrims by gender and nationality. • Average days of residence for external pilgrims in the Kingdom. • Ports of arrival and departure of external pilgrims.
Tourism establishment statistics bulletin	Record-based publication containing a collection of data showing the number of pilgrims from within the Kingdom in terms of gender and nationality (Saudi, non-Saudi), administrative area, length of stay and number of umrah, and overseas umrah pilgrims in terms of length of stay, gender, age groups, ports of entry, and manner of arrival and departure.	<ul style="list-style-type: none"> • Total number of establishments in tourism characteristic activities. • Total number of workers in tourism characteristic activities. • Total compensation of workers in tourism characteristic activities at basic prices. • Total operational revenues in tourism characteristic activities at basic prices. • Total operational expenses in tourism characteristic activities at purchase prices. • Tourism direct contribution to GDP.

• **Key Activities of spatial and resource statistics within 2023:**

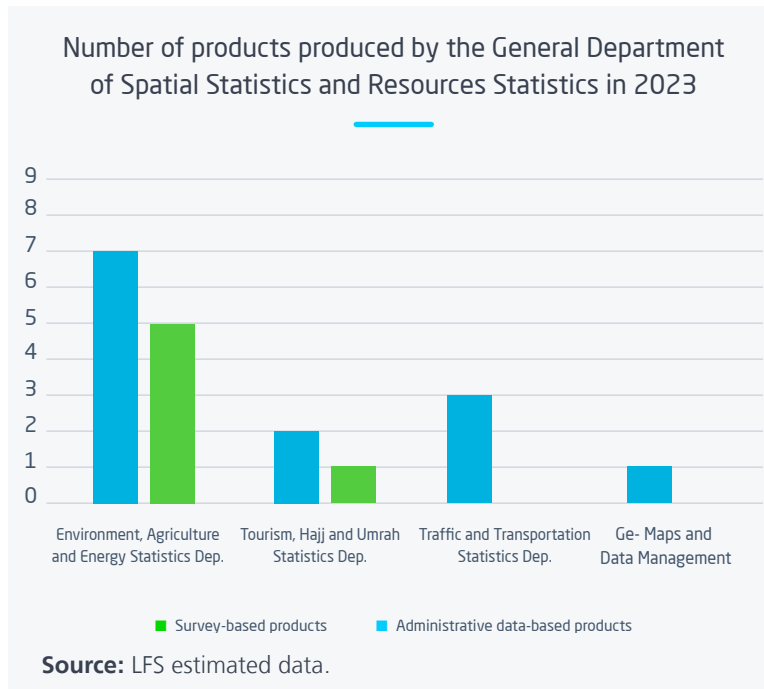
- After GASTAT completed the required forms, the Kingdom of Saudi Arabia has successfully attained necessary classification for the initial stage of data collection to implement the System of Environmental-Economic Accounting (SEEA). This accomplishment marks a significant milestone in the implementation program for environmental - economic accounting. The system encompasses various accounts, including: Calculation of water, land, agriculture, and energy. Furthermore, GASTAT is leading the program, initiated in early 2023, in collaboration with over fourteen (14) stakeholders from both public and private sectors within the Kingdom. On the other hand, the Kingdom is dedicated to compiling SEEA accounts for specific targets to align with the goals and strategies of Vision 2030. GASTAT aims to release these accounts by conclusion of 2024, which would elevate Saudi Arabia's classification to the second stage (compilation and publication phase) within the United Nations System of Environmental - Economic Accounting.
- GASTAT undertook implementation of the baseline survey, which involves outlining the present situation regarding characteristics of residents occupying the neighborhoods scheduled for demolition in Jeddah Governorate. It also highlights the most prominent economic and social baseline indicators, which include demographic, residential, social, health, educational, practical, income, spending, and support indices. The survey was carried out in successive phases as follows: Survey preparatory and implementation phase, coincided with follow-up and control phase, which focused on ensuring and monitoring the quality of data. The third phase involved computing economic and social baseline indices for residents of the neighborhoods undergoing demolition in Jeddah Governorate.
- GASTAT has created interactive maps based on the Saudi census, showcasing key population, housing, and family indices as part of the initial census phase. Additionally, it has curated data products in diverse formats tailored to meet the requirements of relevant entities, including government authorities, private enterprises,

academic institutions, and individuals. The General Department has also introduced census data at a spatial resolution of up to 100 m2, marking the first instance in the history of Saudi censuses. This represents a significant achievement stemming from Saudi 2022 census. Also, Work is underway to process Saudi Census data on education, labor market, diversity and migration in preparation for launch of the second phase of (Saudi Census 2022) outputs. Additionally, a project was undertaken to examine classification of urban areas utilizing networked census data, following the United Nations-outlined methodology, in order to assess the level of urbanization in various countries. The project has been successfully completed, resulting in diverse classifications regarding the degree of urbanization within population clusters in the Kingdom.

- Contributing to generation of indices for Saudi Vision programs, sustainable development goals, competitive advantage, and the National Urban Observatory embraced by the General Department. This includes computing select sustainable development indices at administrative regional and governorate level in the Kingdom for the first time.



- Building an automation model for indices that have been calculated by the General Department to increase index calculation effectiveness in the event that inputs change and more accurate data are available.
- enhancing the scientific methodology for implementation of land calculation based on SEEA central framework at the level of Saudi governorates.
- Developing and validating statistical models to estimate neighborhood-level population based on various input factors.
- The General Department of Spatial and Resource Statistics has released 18 statistical products, based on administrative records and surveys. These products encompass a range of information related to tourism, Hajj and Umrah, environment, energy, agriculture, traffic and transportation.
- Statistical products of the General Department of Spatial Statistics and Resources include a wide range of data related to the following areas: Umrah and Hajj, tourism, water, waste, vegetation cover, biodiversity, meteorology, electric power,



renewable energy, marine fishing, organic agriculture, and agricultural production, in addition to air, sea, and land transport.

- The General Department of Spatial Statistics and Resources is actively engaged in digitally updating information regarding names and population centers, covering regions, governorates, centers, cities, villages, and migration, as well as national addresses. These updates are tailored to meet the statistical needs of GASTAT, supporting activities such as censuses and surveys. Additionally, frameworks are being developed in alignment with official procedures provided by the Ministry of Interior.
- Reviewing spatial distribution of samples to ensure its geographical representativeness of community, in collaboration with departments accountable for statistical activities as well as methodologies and IT-relevant Department of the statistical divisions.
- Building statistical frameworks for GASTAT censuses, including comprehensive economic census for 2023 and 2024, in addition to distribution of workforce in the field to survey areas in accordance with GASTAT-approved field structure, including researchers, supervisors and inspectors, in order to ensure high efficiency in the field survey work.
- Taking part in membership of the United Nations Group of Experts on Geographical Names along with Geospatial Data Center Launching Committee as well as the National Urban Observatory.
- Collaborating with the transportation system in development and monitoring of transport sub-account framework, and coordinating with relevant departments within GASTAT.
- Tables for tourism sub-account were developed and tested using data from supply and use tables as well as tourism demand surveys. This allowed for estimation of tourism sector direct contribution to GDP.
- 83% of initiative efforts to enhance statistics related to the Hajj, Umrah, and Ziyarah sectors have been completed, including leading a steering committee to ensure that initiative objectives are met.





- o Participating in GASTAT evaluation team for European institutional excellence.
- o Compiling and analyzing data for the quarterly bulletin on Umrah statistics, including gathering information from relevant authorities.
- o Developing pilot versions of Tourism Demand Bulletins for 2022.
- o Reviewing the draft guide for measuring tourism sustainability prepared by the World Tourism Organization (UNWTO), and providing feedback thereon.
- o Contributing to establishment of baseline for the unified list of tourism sustainability indicators in GCC countries, following recommendations of the fifth meeting of Tourism Statistics Working Group.
- o Making efforts to develop a statistical guide to support hospitality of pilgrims and initiating preparation of surveys as part of sector initiative to enhance services for pilgrims.
- o Seeking to enhance quality of products and explore novel data sources beneficial for decision-makers and organizations. Additionally, a project consulting with international experts to develop tourism statistics has been initiated.
- o Implementing quality control measures and ensuring high-quality outputs within the General Department of Spatial Statistics and Resources. This includes facilitating use of the empirical questionnaire for self-assessment of statistical product quality for two products and conducting empirical studies to measure adherence to the statistical quality framework for each single product of the General Department.
- o Improving design, tools, and testing procedures of surveys conducted by the General Department in collaboration with various departments and subject matter experts.



o Fourth: Enabling Pathways:

01. Product Quality and Statistical Data Activities:

GASTAT prioritizes the quality of its products and services, demonstrating its commitment to excellence. To uphold this standard, it has instituted a dedicated Quality Department. This department is tasked with crafting and delineating statistical quality assurance standards, indicators, and frameworks, encompassing both statistical processes and outputs. Furthermore, it oversees adherence of statistical data, reports, and products to international quality requisites and standards. Key highlights of Quality Department activities during 2023 are the following:

a. Release of metadata reports for statistical products:

During 2023, GASTAT Quality Department meticulously compiled and documented metadata for its statistical products. This involved incorporating descriptions of three key components of statistical products: concept metadata, methodological metadata, and quality metadata. These metadata reports were crafted based on leading international recommendations and practices, aiming to align reports with expectations of beneficiaries and external users. In total, over 27 metadata reports were meticulously prepared, documented, and published for various products and statistical endeavors undertaken by GASTAT, as detailed in the table below:

Economic statistics	Social statistics	Spatial and resource statistics
<ul style="list-style-type: none"> • Consumer Price Index. • Households and Individuals ICT Access and Use Survey • Wholesale Price Index. • Real Estate Price Index • Micro, small and medium enterprises. • International Trade • Price averages. • R&D Surveys 	<ul style="list-style-type: none"> • Health Status Statistics. • Health Care Statistics. • Health Determinant Statistics. • Family culture and entertainment survey • Women Health and Reproductive Care Statistics. • Early Childhood Development and Child Wellbeing Statistics. 	<ul style="list-style-type: none"> • Household Energy Statistics Survey. • Household Environment Survey. • Air Traffic Bulletin. • Marine Traffic Bulletin. • Tourism establishment bulletin. • Hajj Statistics Bulletin. • Umrah Statistics Bulletin. • Agriculture Statistics Bulletin. • Agricultural production Bulletin. • Sea Fisheries Bulletin. • Land Transport Bulletin. • Specialized Agricultural Projects Bulletin. • Environmental Statistics Bulletin.

b. Statistical Quality Assurance Framework:

GASTAT's Statistical Quality Assurance Framework aligns with international standards and best practices in national statistical operations, guided by the Fundamental Principles of Official Statistics. In 2023, GASTAT developed a comprehensive document outlining this framework, encompassing standards and concepts of statistical quality, along with design of a gradual assessment tool for post-accreditation application. The framework comprises two fundamental tiers housing 9 principles and 41 compliance standards including the following:

Level 1: Statistical Processes	Level 2: Statistical products
<ul style="list-style-type: none"> • Sound methodologies and procedures. • Appropriate statistical procedures. • Minimizing workload for survey participants. • Cost control. 	<ul style="list-style-type: none"> • Suitability. • Accuracy and credibility • Regularity and punctuality. • Consistency and comparability. • Easy and Clear accessibility to statistical information.

c. Statistical Quality Assurance Framework Compliance Measurement Tool:

This mechanism serves as a valuable tool for implementing statistical quality assurance framework within GASTAT. It allows for regular monitoring of adherence to fundamental statistical principles. Progress in implementing these principles is measured by assessing any developments that arise. This approach is designed to enhance operational efficiency overall and foster ongoing improvement in the realm of statistical quality. A pilot study was conducted to measure compliance with the Statistical Quality Assurance Framework (SQAF) on the Home Environment Statistics Survey.

d. Statistical Quality Concept:

Statistical quality revolves around ensuring that data are fit for their intended use by aligning them closely with the specific goals and requirements of users. This involves employing standardized, transparent methodologies within clear scientific and practical frameworks and adhering to defined regular schedules. The aim is to guarantee reliability, accuracy, comparability, and efficiency of data, making them equally accessible to all parties in a timely and user-friendly manner. Additionally, it entails adhering to established standards and practices for measuring, evaluating, and documenting statistical quality. In accordance with recognized international standards, GASTAT has determined the following six dimensions of statistical quality:

- Suitability.
- Accuracy and reliability
- Punctuality and adherence to deadlines.
- Accessibility and visibility.
- Comparability.
- Consistency.

e. Record Data Quality Assurance:

Given the diverse applications of administrative data in conducting official statistics, and importance of their accuracy and compliance with international statistical standards, there

is a need for a reference guide focusing on a set of controls and statistical quality procedures for administrative records and their regular evaluation. Accordingly, Quality Management Department has developed and built a Statistical Quality Assurance Guide for administrative records. This guide includes a set of principles, standards, and procedures aimed at enhancing accuracy of record data to improve quality of statistical outputs. Additionally, it provides methods for measuring quality of statistical processes and outputs, whether administrative data is part of them or a fundamental component.

f. Statistical Product Quality Self-Assessment:

GASTAT assesses quality of statistical surveys conducted using a self-assessment checklist for quality of statistical products. This checklist serves as a tool for evaluating and improving statistics quality by survey managers. It comprises various criteria aimed at measuring quality of statistical products. Objectives of this self-assessment checklist include:

- Evaluating overall quality level of statistical products.
- Conducting a baseline assessment of potential quality problems risk.
- Providing guidance to assist in consideration of improvement and development measures.
- Offering a means to enable conducting simple comparisons of quality over time and across various areas.
- Supporting resource allocation within statistical offices.
- Helping in instructing newly hired employees in statistical tasks and procedures.

In addition to the above, self-assessment checklist is used to document information on conducting quality assessment in GASTAT and to automate statistical work. 6 statistical products covering all areas (social, economic, spatial and resource statistics) were assessed. These products include:

1. Labor Market Statistics.
2. Tourism Establishments Survey Statistics.
3. Structural Business Survey Statistics.
4. Consumer Price Index.
5. Maritime Transport Statistics.
6. Annual National Accounts Statistics.

g. Quality Reviews:

Quality reviews are conducted by applying statistical quality rules, dimensions, and standards to internal datasets using specific analytical tools in the form of reports that illustrate classification of quality reviews.

h. Statistical Data Quality Assurance:

It is conducted based on a set of standards and practices adopted to examine quality of datasets received through data quality assurance requests. Analytical tools have been developed to ensure data quality and facilitate generation of interactive reports. In 2023, a total of 15 requests for data quality assurance were processed.

i. Data Request and Sharing Mechanism:

Quality Department, in collaboration with Governance Department, has developed a mechanism to regulate roles and responsibilities of relevant departments in requesting data from external entities. This mechanism aligns with needs, regulations, and internal policies approved by General Department of Cybersecurity and Data Governance at GASTAT. It includes several provisions to ensure its quality, and more than 60 requests have been reviewed.

j. Quality Management Initiatives and Projects:

1. Implementation of Statistical Products Data Quality Improvement Strategy:

Ongoing efforts are being made to implement GASTAT detailed strategy. The progress rate for this initiative is approximately (48%) of total scope. The first milestone (current status assessment phase) has been completed. The initiative is targeted to be completed before the end of 2024, resulting in an evaluation report on fulfillment of statistical products with quality dimensions, as well as an initial list of products applicable to quality dimensions.



2. Engagement with International Organizations for Task Completion and Experimental Studies for Standards Development:

- **World Bank:** Collaboration with World Bank started in early 2022 and continued until mid-2023 on «Quality Product Development» project. The aim was to enhance surveys and statistical products to align with global statistical practices. Several key topics were developed, including:
 - Quality Assurance Framework: Regulatory framework based on a set of principles covering institutional environment, statistical processes, and statistical outputs.
 - Self-Assessment Checklist for Statistical Product Quality: Experimental Study for (3) statistical products covering major statistical domains was conducted to develop product. Statistical domains include spatial and natural resource statistics, social statistics, and economic statistics.
 - Quality Indicators: Indicators covering data quality and statistical quality for products were developed, with more than (14) indicators collected to measure level of quality of statistical inputs and outputs.
 - Descriptive Data System: System for descriptive data reports of statistical products has been developed aiming to enhance operational efficiency and improving productivity through managing and governing user roles.

02. Micro Data Center:

GASTAT is deeply committed to achieving societal benefits from its statistical products. This commitment is evident in its efforts to make data available and accessible through designs and features that meet user's needs. To leverage rapid technological advancements in data science, GASTAT has established «Micro Data Center». The aim is to encourage scientific community to develop useful and high-quality tools to maximize utilization of data held by GASTAT. This includes reusing survey data for specific scientific and research purposes. Notable activities of Micro Data Center include:

• Development of Statistical Disclosure Methodologies:

Micro Data Center collaborated with several experts in data privacy to develop methodologies for statistical disclosure. It studied global standards practiced by leading international data offices in this field. These methodologies are developed to protect respondents' privacy. Additionally, statistical methods have been applied to control and measure data content after applying statistical disclosure methodologies to ensure level of protection aligning with intended research objectives.

03. Methodologies Activities:

GASTAT Methodologies Department is keen to keep up with latest trends and practices in international and regional statistical methodologies. It identifies gaps and issues related to design and sampling techniques, and coordinates with relevant departments to align and agree on changes and improvements applied to comprehensive statistical methodologies and standards.

• Methodologies Department Key Activities in 2023:

During 2023, Methodologies Department worked on several projects and products, including preparation or updating of methodologies for 39 statistical products, sample designs for 32 products, weight calculations for 22 products, and sample

frame studies for 17 products. Additionally, Methodologies Department prepared and organized necessary training programs for statistical activities conducted by GASTAT in 2023, totaling 51 training programs for 39 surveys. This also involved implementing automated evaluations for candidates participating in 46 surveys conducted monthly.

• Products:

Methodologies for statistical products implemented in 2023: GASTAT Methodologies Department aimed to prepare and update statistical products methodologies to reflect reality, achieve transparency by documenting embedded descriptive data, which is built on best international recommendations and practices. There is a keen focus on developing clear and understandable methodologies that meet beneficiaries needs. In 2023, GASTAT prepared, reviewed, and audited methodologies and descriptive data for a total of (39) statistical products produced, including:

• Methodologies & descriptive data for Economic Surveys (establishments), including:

1. Information Technology Publication for Establishments.
2. Agricultural Production Survey.
3. Statistics on Industrial Economic Waste and Water Survey.
4. Digital Economic Survey.

• Methodologies & descriptive data for Household Surveys, including

1. Child Abuse Survey.
2. Household Environment Survey.
3. Household Energy Survey.
4. Child Health and Wellbeing Survey.
5. Women Health and Reproductive Care Survey.
6. National Health Survey.
7. Health Status Statistics.
8. Health Care Statistics.
9. Health Determinants Publication.

10. Early Childhood Development & Child Well-being Survey.
11. Disability Survey.
12. Family culture and entertainment survey.
13. Workplace Health and Safety Statistics.

• Methodologies & descriptive data for Statistical Products based on Administrative Sources (record-based data), including:

1. Annual National Accounts Statistics.
2. Supply, Use, Inputs and Outputs Tables.
3. Real GDP Flash Estimates.
4. Quarterly GDP and National Accounts.
5. Maritime Transport Statistics.
6. Information Technology Publication for Establishments.
7. Hajj Statistics.
8. Umrah Statistics.
9. International Trade Statistics.
10. Sea Fisheries Statistics.
11. Agricultural Statistics.
12. Inbound Tourism Statistics.
13. Land Transport Statistics.
14. Outbound Tourism Statistics.
15. Environmental Statistics.
16. Renewable Energy Statistics.
17. Domestic Tourism Statistics.
18. Petroleum and Gas Statistics.

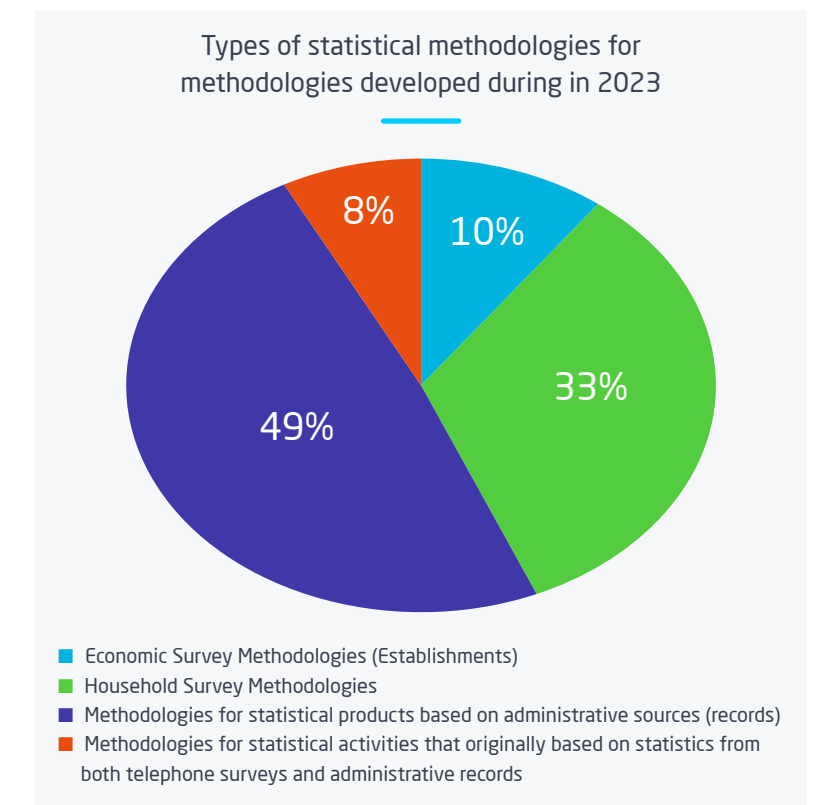
• Methodologies and descriptive data for statistical activities originally based on statistics from surveys and administrative records, including:

1. Labor Market Statistics.
2. Structural Business Survey
3. SMEs Statistics
4. Tourist Establishments Statistics



Table and chart below illustrate number and percentage of methodologies that have been prepared or updated according to type of methodology:

Type of Methodology			
Economic Surveys (Establishments)	Household Surveys	Statistical Products Based on Administrative Sources (Record Data)	Statistical Activities Based on Both Surveys and Administrative Records
4	13	18	4
39			



• **Methodology Projects During 2023:**

a. Designing Samples for Statistical Products:

Surveys are conducted through sampling to gather detailed data covering needs in different fields such as economic and social sectors. Methodology Department, in collaboration with statistical departments, has contributed to implementing design and sampling for (32) surveys. Additionally, weighting calculations were conducted to estimate statistical parameters for population using survey results from sample for several surveys, as well as studying frameworks and sample outcomes as illustrated in table below:

Survey Type	Internal Survey (Conducted by GASTAT)			External Survey (Conducted by other entities)
	Design and Sampling	Weight Calculation	Study of Framework & Sample Outcomes	Design and Sampling
Economic Surveys	15	5	10	-
Household Surveys	14	17	7	3
Total	29	22	17	3
	71			

b. Training:

• **First: Quarterly Surveys:**

Methodology Management Team prepared and organized necessary training programs for statistical activities conducted by GASTAT in 2023 by undertaking several steps, including:

1. Creating training program schedules for supervisory categories.
2. Ensuring availability, preparation, and review of all necessary training materials for training programs, which are scientific materials prepared by various departments related to content of presentations.

3. Developing an automated assessment for participants in telephone and field statistical activities in all regions across Kingdom.

4. Preparing a comprehensive technical file documenting training program.

In 2023, a total of 51 training programs were implemented to qualify candidates for participation in conducting telephone and field statistical activities, including automated assessment for 39 surveys, as indicated in the following table:

Survey Type	Q 1	Q 2	Q 3	Q 4
Economic Surveys	4	8	7	6
Household Surveys	5	5	4	0
Total	9	13	11	6
Total Number of Surveys	39			

• **Second: Monthly Surveys:**


Additionally, working team developed automated assessment for participants in monthly telephone statistical activities across Kingdom regions, as illustrated in the following table:

Survey Type	Automated Assessment
Economic Surveys	34
Household Surveys	12
Total	46

c. Generic Statistical Business Process Model (GSBPM) National Version :

In 2023, Methodologies Department issued a revised version of Generic Statistical Business Process Model (GSBPM) National Version. This version was originally released Department in 2021 as a developmental national version of Statistical Business Process Manual issued by GASTAT in late 2016. GASTAT prepared this version to align significantly with version 5.1 of GSBPM issued by United Nations Economic Commission for Europe (UNECE) in January 2019.

GSBPM aims to enhance statistical processes used in producing statistical outputs and standardize them within GASTAT and statistical sector. It also assists in integrating international work on statistical metadata with work related to data quality by providing a common framework and terminology to describe statistical work processes, and govern statistical tasks and activities.



Moreover, GSBPM will assist in measuring operational costs of statistical processes by calculating costs of different parts of processes, identifying updating activities, and improving efficiency of process most costly parts.

GSBPM developmental versions are expected to be issued in coming years to ensure consistency with updates and new models from High-Level Group for Modernisation of Statistical Production and Services (HL-G-MOS).

04. Classification Activities:

a. Economic Activities & Outputs National Classification:

GASTAT undertook the following steps to raise awareness and introduce National Classification of Economic Activities by end of 2023:

1. Establishing a Governance Framework for Adding and Modifying classification:

Procedural and policy guide was prepared for adding, modifying and adopting national economic activities, along with sending official letters to ministries and government agencies. This aims at achieving highest professional standards and transparency through monitoring and ensuring full compliance with regulations, rules, and governance regulations of national classification of economic activities. This also aims at enhancing confidence in GASTAT partnerships with government agencies, ensuring optimal implementation of classification, and enhancing its quality. In addition, GASTAT reviewed the manual and adopted second version in 2022 after incorporating new services and updating agencies responsibilities.

2. Establishing Electronic Portal on GASTAT Platform:

Electronic service for National Classification of Economic Activities was launched on GASTAT website to receive requests from government agencies in accordance with approved policies and procedures manual. GASTAT took the following actions to activate National Classification of Economic Activities:

- **Creating a search engine:**

To allow GASTAT clients and various agencies directly access Classification, a search engine was provided on GASTAT official website, updated electronically reflecting any amendments or updates to Classification.

- **(3030) actions were implemented on Classification, including:**

- Total number of additions to Classification reached (802) activities, representing an increase of (27%) since its implementation in government agencies. Meanwhile, number of activities reached (2923) in mid-2017.
 - Total number of amendments to economic activity names in Classification reached (526) by end of 2023, representing (18%) since implementation thereof.
 - (943) activities were hidden based on requests from relevant agencies in coordination with National Competitiveness Center (NCC) and other relevant government agencies.
 - (376) activities were transferred based on requests from relevant agencies in coordination with NCC and other relevant government agencies.
- Total number of activities used in administrative records (commercial registry, municipal license, etc.) reached (2782) activities by end of 2023.
 - Monthly average rate of requests from government agencies and customer inquiries reached (26).
 - In 2023, GASTAT, represented by Classification Department, received over (394) inquiries from investors regarding National Classification of Economic Activities.
 - Number of relevant government agencies (supervisory, licensed, and related agencies) reached (90).
 - Number of electronic requests via Government Integration Channel (GSB) and GASTAT platform reached (523) since adoption of approved governance on 061442/01/ AH.
 - Work on implementing addition and amendments requests through Government Service Bus(GSB) and GASTAT platform, as well as responding to classification inquiries through unified classification mailbox and official letters.

- **b. Saudi Standard Classification of Occupations based on the International Classification (ISCO_08):**

Saudi Standard Classification of Occupations is based on International Standard Classification of Occupations (ISCO_08). It classifies individuals according to their actual and potential relationships with jobs. Jobs are categorized into tasks performed or to be performed. Classification is divided into main and sub-groups according to level of skills and specialization required to carry out tasks related to profession, with separate main groups for senior officials and managers. Permanent Technical Committee for Classification formed within GASTAT undertook the following tasks during 2023:

1. Committee held two meetings during 2023 to review progress of work and update Classification based on requests from ministries and government agencies for additions, deletions, or amendments to classification. It also collaborated and coordinated with agencies regarding application of classification in technical and vocational fields.
2. (9) decisions were adopted by Committee, including several additions and amendments to Classification.
3. Total of (67) coordinators from government agencies used electronic platform.
4. (54) requests were received from (47) government agencies to align their jobs with occupations included in Classification, and to add or amend classifications. Requests included (aligning approximately three thousand jobs with Standard Classification).
5. Total number of additions and amendments to Classification amounted to (4) and (8), respectively.
6. GASTAT aligned Saudi Standard Classification of Occupations with ISCO-08 to assess extent of alignment with international standards and evaluate possibility of international data comparisons.

- **c. Saudi Classification of Educational Levels and Specializations based on International Classification ISCED 11,13:**

Saudi Classification of Educational Levels and Specializations was applied in household surveys conducted by GASTAT in

2023. GASTAT is a member of Permanent Technical Committee for Classification at Ministry of Education.

- **d. Draft Preparation of Saudi Classification for Non-Profit Institutions:**

Based on a recommendation from His Excellency Minister of Human Resources and Social Development, who is also a board member of GASTAT, GASTAT was tasked with preparing a classification specifically for non-profit sector based on international standards. This classification aims to establish a dedicated list for all non-profit organizations engaged in developmental economic activities, through which government agencies can provide benefits, facilitations, and exemptions to non-profit sector. Recognizing importance of empowering non-profit sector as a developmental partner to achieve Saudi Vision 2030 targets, GASTAT took the following steps:

1. Preparation of initial draft of Saudi Classification for Non-Profit Organizations based on the International Classification of Non-Profit Organizations (ICNPO).
2. Sharing draft of Saudi Classification for Non-Profit Organizations by sending telegrams to relevant ministries and authorities involved in non-profit sector for consultations and comments.
3. Formation of a working team composed of members from GASTAT, National Center for Non-Profit Sector, HRSD Ministry, and relevant entities to review Classification and prepare a final draft aligned with technical supervisory units. Several technical meetings were held in Q1 2023 to discuss consultations and recommendations necessary for Classification application.
4. Preparation of draft of Saudi Classification for Non-Profit Institutions.

- **e. Saudi Classification for Countries and Nationalities based on United Nations Classification (M49):**

Updated version of Saudi Classification for Countries and Nationalities has been prepared, based on International Standard for Countries and Territories (M49) issued by United Nations Statistics Division.



- **05. Design, Tools and Testing of Surveys:**

In 2023, GASTAT reviewed statistical survey questionnaires design and tested them, aiming to identify challenges that respondents might face and address them before launching surveys. This was achieved by making several improvements to survey questionnaire through an evaluation, which involves developing new systematic methods to enhance survey efficiency and applying these methods to various types of statistical surveys.

- **Survey Design, Tools, and Testing Activities:**

In 2023, GASTAT worked on a number of statistical products and projects, including statistical products from statistical departments within GASTAT and statistical projects through Statistical Development Center (SDC). Statistical products included (28) statistical products from statistical departments within GASTAT, and statistical projects through SDC comprised (5) projects. Additionally, cognitive testing was conducted on (17) statistical products. Department reviewed and improved all its models after re-evaluation, introduced new models to enhance efficiency of survey questionnaires, and added feedback reports on all those models to achieve high efficiency.

- **Survey Design, Tools and Testing Services:**

In 2023, improvements and new services and products were developed to enhance efficiency of statistical surveys and increase response rates. These included:

1. Statistical Survey Evaluation Service through the following forms:
 - A. Checklist and Guidelines for Survey Design.
 - B. Quality Assessment Checklist.
 - C. Questions Appraisal System.
 - D. Variable Importance List.
 - E. Target Audience Engagement Strategy.
 - F. Short questionnaires for respondent satisfaction.

2. Survey Questionnaire Re-engineering Service.
3. Pre-testing:
 - A. Cognitive Testing Service.
 - B. Technical Testing Service.
4. Post-testing:
 - A. Measurement of User Satisfaction.
 - B. Measurement of Respondent Satisfaction.
 - C. Measurement of Beneficiary Satisfaction.
 - D. Measurement of Reasons for Non-Participation.

• **Statistical Surveys Developed in 2023:**

(28) statistical surveys were developed, included:

1. Labor Force Survey.
2. Agricultural Production Survey.
3. Foreign Direct Investment Survey.
4. Households and Individuals ICT Access and Use Survey.
5. Access to and Usage of Information and Communication Technology for Establishments Survey.
6. Tourist Establishments Survey.
7. Household Energy Consumption Survey.
8. Household Environment Survey.
9. Cultural Establishments Survey.
10. Child Health and Well-being Survey.
11. National Health Survey.
12. Violence against Children Survey.
13. Women Health Survey.
14. Quality of Life in Kingdom Survey.
15. Specialized Agricultural Projects Survey.
16. Digital Economic Survey.
17. Industrial Economic Waste and Water Survey.
18. R&D Surveys.
19. Health and Safety at Work Survey.
20. Cultural Establishments Statistics Survey.
21. Construction and Building Survey.
22. Drug Use Survey.
23. Point of Sale Survey.
24. National Identity Indicator Survey.
25. Disability Survey.

26. Survey on Education and Training for Individuals Aged 15 Years and More.
27. Living Standards Measurement Survey.
28. Baseline Survey.

Regarding external surveys conducted by SDC, they reached (5) statistical products, including:

1. Field Survey for Martyrs, Wounded, Captives, and Missing Persons Fund.
2. Prevalence Measurement Survey of Attention Deficit Hyperactivity Disorder.
3. Cluster Survey.
4. Survey of Prevalence of Khat Use.
5. Demographic Health Survey.

Regarding cognitive testing, Department conducted cognitive interviews for (17) statistical products in 2023, including:

1. Quality of Life in Kingdom Survey.
2. Household Energy Consumption Survey.
3. Cultural Establishments Survey.
4. National Identity Indicator Survey.
5. Digital Economic Survey.
6. Child Health and Well-being Survey.
7. National Health Survey.
8. Industrial Economic Waste and Water Survey.
9. Women Health Survey.
10. Child Abuse Survey.
11. Health and Safety at Work Survey.
12. Cultural Establishments Statistics Survey.
13. Tourist Establishments Survey.
14. Disability Survey.
15. Survey on Education and Training for Individuals Aged 15 Years and More.
16. Field Survey for Martyrs, Wounded, Captives, and Missing Persons Fund.
17. Prevalence Measurement Survey of Attention Deficit Hyperactivity Disorder.

• **Key Field Operation Tasks:**

- Execution of fieldwork for monthly, quarterly, & annual surveys.
- Integration of offices with main branches.
- Establishment of a special unit for partnerships within branches to build relationships with private sector.
- Participation in exhibitions and conferences in various regions.
- Reduction financial costs.
- Engagement of over (16,000) workers in fieldwork activities.
- Contracting with approximately (2000) flexible employees in 2023.
- Progress on completing training platform.
- Increase in number of successful field surveys for 2023.
- Achieving high response rates in field surveys.
- Development of a dashboard to monitor field surveys.
- Generation of a document for preparing annual field survey plan.
- Generation of a document for preparing workforce.
- Enhancement of employee efficiency by nominating them for HR-provided training courses.




- Implementation of following project:

Comments	Status	Project
<p>Department staff trained on:</p> <ul style="list-style-type: none"> • Downloading and converting educational video clips into interactive videos. • Reinstalling core system application on servers perfectly. • Providing cybersecurity requirements to open platform on public networks. • Work in progress to link platform with desktop survey system. 	Completed	<p>Leveraging Census Training Platform to deliver all training programs for GASTAT surveys.</p>

- Analysis and monitoring of surveys' fieldwork:
 - Construction of a control panel to monitor survey quality.
 - Calculation of the control panel indicators.

06. International Indicators Department Activities:

- Handling approximately (170) international requests in 2023 and sharing data with numerous international organizations across all social, economic, environmental, and technological sectors.
- Collaborating with Ministry of Economy and Planning and Technology Department within GASTAT to establish a platform dedicated to Sustainable Development Goals.
- Uploading Sustainable Development Goals data in SDMX format onto ESCWA platform.
- Studying approximately (800) indicators and aligning them with published and approved data to accurately reflect Kingdom reality.
- Working on Statistical Performance Indicator report issued by World Bank, aimed at assessing the statistical sector in countries, and devising a strategy within GASTAT to enhance and improve Kingdom ranking in report.
- Supporting Quality of Life program in World Happiness Report issued by Sustainable Development Solutions Network to reflect Kingdom reality by providing international organizations (data sources) with required official statistics.
- Supporting Eastern Province Development Authority in Global Liveability Ranking report issued by Economist Intelligence Unit (EIU) to reflect reality of Kingdom cities in report by providing international organizations (data sources) with required official statistics.
- Supporting Ministry of Health in migration and health insurance-related indicators.
- Supporting Central Bank regarding Financial Sector Assessment Program (FSAP) to measure effectiveness and resilience of financial system, where an assessment of financial system in Kingdom is conducted by IMF and World Bank.



This contribution has led to the improvement of Kingdom ranking among world countries in several international reports managed by GASTAT in collaboration with relevant entities, as shown in table below:

Report	Rank in 2022	Rank in 2023	Improvement Amount
Open Data Inventory	99	69	30 positions
World Competitiveness Yearbook	32	24	8 positions
Digital Competitiveness	35	30	5 positions
Global Innovation Index	51	48	3 positions
Sustainable Development Report (SDSD)	96	94	2 positions

07. Big Data Collection Activities:

- Developing the Consumer Price Index for the housing category (rental prices) using data from the Ejar platform, with a monthly data agreement signed with the General Authority for Real Estate.
- Developing the Consumer Price Index for the restaurants and transportation category using web data.
- Calculating Sustainable Development Indicators:
 1. Indicator 9.1.1: Percentage of rural population living within 2 kilometers of a usable road in all seasons, calculated for some urban roads. There is a shortage of road network data, with the GIS management working on a database project that includes all road network data in the Kingdom to calculate the indicator.
 2. Indicator 11.2.1: Indicator of ease of access to public transport stations. The indicator has been calculated at the level of Riyadh city and is under review for methodological approval, then it will be calculated at the level of the Kingdom.

08. Statistical Databases and Data Warehouses Operations:

• Data Lake Unit:

• Unit Main Objective:

Adopting appropriate processes, building a database and data warehouse management system at GASTAT, employing highly competent personnel, training and enhancing their skills, and providing GASTST with latest infrastructure to enable it to collect, process, and store big data, platforms, tools, and systems. Department primary task is to unify structure and storage of data collected via CAPI, CAWI, and CATI, design databases and data warehouses, ensure that data is imported into appropriate tables, and manage big databases.



• Completed Projects:

1. Data Lake Project:

- Completion of setting up and preparing Cloudera and Informatica big data platforms, in addition to integrating project with internal systems at GASTAT.
- Regular maintenance and resolving data lake-related issues.
- Completion of setting up Hue and Zeppelin systems for GASTAT employees (analysts and data scientists), linking them to Oracle system for data analysis and indicator extraction.
- Completion of preparing Request for Proposal (RFP) for Registers project and evaluating nominated company to implement project on data lake platform.

2. Efficiency and Technological Advancement:

- Data Lake ability to apply machine learning algorithms for predictive analytics.
- Achieving a (90%) reduction in data processing time using distributed systems within the data lake.
- Enhancing data security measures and aligning them with data governance policies and cybersecurity.
- Improving data understanding and quality assessment by creating detailed Data Profiles and analyzing structure, patterns, and quality in collaboration with the Records team using Informatica tools.
- Significant contribution to data transfer efficiency by creating customized and sequential workflows (ETL) to smoothly transfer data from source systems to target systems. These workflow tasks have been successfully implemented upon the Records team request using Informatica.

3. Digital Transformation Project:

- Data lake environment was studied, then a specialized company was contacted to prepare its systems for digital transformation project. Additionally, an initial data journey model was built, starting from field survey operations to statistical departments, as well as defining responsibilities and access permissions to systems.

4. Training:

- Team members obtaining specialized certifications in data management and governance, as well as receiving specialized technical courses in data analysis & processing.
- Facilitating knowledge transfer by providing basic training to some GASTST employees, enabling them to effectively use data lake for their responsibilities and promoting a data-driven decision-making culture.
- Raising awareness regarding big data systems within GASTST.

• Record Data Unit:

• Unit Main Objective:

After integration with Database and Data Warehouse Department, Record Data Unit works on regulating data request mechanism and preparing a schedule to organize data requests to feed GASTAT products and statistical surveys. Additionally, numerous initiatives and plans are underway to develop data collection mechanisms and enhance utilization of available data comprehensively.

• Completed Works:

- Development of policies & procedures for Record Data Unit.
- Activation of communication officer role and conducting a workshop to explain data request process.
- Preparation of a data request plan from targeted entities for 2024.
- Enumeration of variables and key indicators required from various entities.

• Initiatives:

- Building a database for all incoming data.
- Building a data request system.

• Data Registry Unit:

• Completed Works:

- Launching three versions of statistical work register.
- Introducing Minimum Viable Product (MVP) for statistical population register.
- Supporting senior management and statistical departments in responding to analysis requests.
- Supporting analyses related to census.



09. Statistical Call Center Activities:

• Center Objectives:

- Adherence to specified time for survey data collection.
- Full cooperation with survey owning department.
- Activating communication channels and ensuring prompt responses.
- Making efforts to contribute to increasing response rate in collaboration with survey department.
- Commitment to enhancing accuracy of data in light of survey instructions.
- Ensuring comprehensive coverage of performance development sources.

• Center Key Accomplishments in 2023:

- Data collection for 112 surveys was conducted.
- Percentage of quality checks for statistical survey data increased from 10% per month to 10% per week.
- Percentage of quality checks for employee performance increased from 3 forms to over 15 forms per executed survey.
- Number of outgoing calls from Center reached (8,560,568) calls during 2023, with a (53%) increase from previous year.
- 137 training courses and workshops were conducted within Center.
- (163) employees were enabled and their contracts were transferred to the operating company contracts (competencies).
- (80) employees were hired on flexible contracts.
- Total number of Center employees increased to (286).
- (30,300) clients were served through receiving requests and inquiries from communication channels.
- Development of a center-specific database containing all evaluations, documents related to center operations, data quality, and employee performance.
- Development of one policy among Center work policies and the introducing (5) new policies.
- Development of (15) sub-key performance indicators (KPIs) to monitor operational developments.

- Updating implemented statistical survey systems.
- Issuing manual for definitional terminology of Statistical Call Center.
- Issuing and updating (9) training materials by Quality and Training team on a monthly basis throughout the year.
- Issuing (914) reports during the year to monitor workflow, ensure data quality, and contribute to continuous development and improvement.
- Issuing (313) experience certificates for collaborators in executed surveys at Center.

10. Innovation Lab Activities:

Innovation Lab is a cornerstone in supporting innovation in statistical products for GASTAT. The lab adopts new data sources and seeks to leverage modern statistical applications to develop high-precision official statistics. Further, it integrates modern technologies such as big data analytics and artificial intelligence into its operations.

Through utilization of new data sources, this Lab enables GASTAT to access a broader and more diverse range of data, allowing for better trend analysis and the generation of more accurate and comprehensive statistics. This enables GASTAT to produce reliable and credible data, supporting decision-makers in making informed and effective decisions.

Additionally, this Lab contributes to enhancing modern statistical applications, such as data analysis techniques, sophisticated statistical modeling, artificial intelligence, and machine learning. This approach enables GASTAT to produce reports and statistics based on latest methods and tools, enhancing data accuracy and providing valuable insights to support political and economic decision-making.

Overall, Innovation Lab plays a vital role in supporting GASTAT efforts to achieve innovation in statistical field, contributing to development and improvement of official statistics that enhance the accuracy and quality of available information to support decision-making processes and drive development in society.

• Supporting Innovation at GASTAT:

Through workshops and brainstorming sessions:

Innovation Lab Management has adopted a strategy to support innovation through workshops and brainstorming sessions. These tools contribute to enhancing creative thinking and fostering collaboration among teams. Through workshops, employees can share ideas, experiences, and apply innovative solutions to improve statistical products. Brainstorming sessions help generate new ideas, stimulate creative thinking to address challenges, and find innovative solutions in statistical areas. These tools are an effective means to promote innovation and stimulate efficiency within GASTAT.

Through Activating (Fikra Platform):

Innovation Lab Management has activated Fikra Platform on GASTAT internal portal. This platform is a fundamental tool that provides effective support for Innovation Lab. It enables employees to easily and efficiently share their innovative ideas and suggestions. Thanks to this platform, employees can propose new ideas in various statistical work areas, enhancing innovation and encouraging creative thinking processes. Fikra Platform is an effective means to promote an innovative culture within GASTAT and encourage active participation in improving statistical products disseminated by GASTAT.

Through Creating Innovative Environment:

Innovation Lab Management has enhanced and supported innovation by facilitating access thereto. This is achieved by providing easy access to participation and support requests, allowing any individual inside or outside GASTAT to easily share their innovative ideas and suggestions. Whether these ideas aim at improving current statistical products or developing new ones, employees and members of GASTAT can interact with the Innovation Lab and request the support they need, through accessible mechanisms and devices. This interaction contributes to encouraging dialogue and exchanging innovative ideas, enhancing innovation within GASTAT, and contributing to finding innovative solutions to the challenges facing the Organization in the field of statistics and data.

• Effective Partnerships:

a. National Partnerships:

Innovation Lab Management has successfully established effective partnerships with several entities within the Kingdom. These partnerships are an essential part of Lab strategy to enhance innovation and development in statistics and data. They include partnerships with government entities, academic institutions, private companies, and civil society. Through these partnerships, Innovation Lab Management facilitates opportunities for knowledge exchange, expertise sharing, and collaboration in research and development areas, embracing modern technologies. These partnerships enable utilization of shared resources and enhance the Lab capabilities by gathering diverse and specialized expertise from these entities.

These partnerships serve as a means to achieve Innovation Lab objectives in supporting innovation, developing statistical solutions, and enhancing data quality, thus contributing to strengthening the role of statistics in supporting decision-making processes within Kingdom. Among effective partnerships are those with:

- Quality of Life Program.
- Research, Development and Innovation Authority
- Saudi Authority for Intellectual Property
- Saudi Society for Data Science

b. International Partnerships:

Innovation Lab Management has successfully built effective partnerships with international entities outside Kingdom, leading to enhanced international cooperation and fruitful exchange of knowledge and modern technologies in the field of statistics and data. These partnerships include relationships with international organizations and official statistical offices worldwide.

These partnerships contribute to enhancing scientific and technical exchange and provide opportunities to improve practices and develop innovative statistical solutions.

Moreover, these international relationships enable utilization of various experiences, resources, and successful experiments in research and development fields.

These partnerships serve as evidence of GASTAT commitment to innovation and progress, enhancing Kingdom position as a significant international player in the field of statistics and data. This, in turn, benefits the development of the sector and enhances the quality of statistical services and products provided at both national and international levels. Among effective international partnerships are:

- Office for National Statistics (ONS), United Kingdom.
- Netherlands Statistical Office (Centraal Bureau voor de Statistiek "CBS").

• Innovation Lab Initiatives:

• «Expert Speaker Series» Initiative:

The Innovation Lab Department launched the «Expert Speaker Series» initiative, aiming to attract and host experts in the field of statistics from various entities and institutions, such as official statistical offices, universities, the private sector, and others. The goal is to showcase innovative ideas and discuss their successful experiences in the field of statistics.

This initiative provides GASTAT employees with the opportunity to benefit from the expertise of these experts. They can leverage the knowledge and experiences offered by experts in statistical applications, data analysis, and innovation in various fields.

This is achieved through lectures, workshops, panel discussions, or any other interactive platform that allows experts to present their ideas and experiences and interact with GASTAT employees. This contributes to enriching their knowledge and developing their skills in the fields of statistics and data analysis.



○ Fifth: Support Tasks Paths:

01. Partnership Paths:

• Public Sector Partnerships:

Below are the main activities of public sector partnerships in 2023:

Agreements	26		
		Data Sharing Agreement	15
		Memorandum of Understanding (MOU)	11

Data Request	415	Number of Reminders and Follow-ups	948	Completed	313
				Data Unavailability	30
				Others	72
				Others means (escalation - non-response - letter request)	
Data Availability Rate: 75%					

Coordination of meetings	676	At the request of the Statistical Administration	443	Done	375
				Not done	68
				At request of GASTAT	233
				Not done	25

Recommendations	247	Number of tasks	754	Completed	689
				In Progress	53
				Stumbled	3
				Escalation	9
				Completion rate of required tasks for GASTAT with government agencies: 91%.	

Partner support		Number	Rate	Total
Statistical information requests		8,875	65.4	13,578
Inquiries		4,703	34.6	
Data availability	Available	7210	81.2	8,875
	Unavailable	1,665	18.8	
Client Categories	Individuals	1,100	12.4	8,875
	Private Sector	3,638	41.0	
	Government entities	2,036	22.9	
	Researchers & Academics	1,971	22.2	
	International Organizations	50	0.6	
	Media	80	0.9	
Percentage of Requests Fulfilled				81.2%



• Private Sector Partnerships:

Below are main achievements of private sector partnerships in 2023:

Objective	Previous Year Achievement Ratio	Achievement Ration at 2023	Notes
Creating a template (model) for potential data requested by Company, in addition to GASTAT products suiting it.	90%	100%	Establishing a file of entity key access details and update contact information, if any, during meeting with entity.
Enumerating and classifying companies by sectors to feed record-based data with surveys.	100%	100%	Implementing best practices with partners and adding new facilities to list of partners.
Following up on statistical department requests with external entities to ensure timely provision of requested information from external entity before specified deadline for statistical publication.	80%	85%	Incorporating multiple requests or survey forms in follow-up with entity to ensure fulfilling all required requests and to enrich multiple surveys.
Monitoring activities in economic surveys.	90%	100%	Studying Company situation and communicating with it, completing economic survey questionnaires, preparing letters for companies requesting them, which have a significant impact on GASTAT index, and addressing all challenges encountered by companies in compliance with Applications Department.
Conducting a workshop with Chamber of Commerce.	25%	25%	Working with statistical departments and Statistical Awareness Department to build relationships with all partnerships under Chamber of Commerce supervision.
Signing agreements with a group of large companies and establishing a close and sustainable relationship with them.	70%	80%	Conducting regular meetings to ensure sustainability of relationship and to communicate requirements.
Private Sector Partnerships Department, along with Branch Department, Data Warehousing Department, and Statistical Departments, is involved in designing a specific form for Gray List and updating record-based data. (Note: Gray list refers to a list of companies with which GASTAT currently has no relationship. The goal is to build a relationship with them to benefit from their data for survey operations according to Company size and sector, through Private Sector Partnerships and Branches Departments).	70%	75%	Meeting was held with Statistical Database and Data Warehouses Department, and Business Statistics Department, and a form was reviewed and agreed upon, ensuring survey success.



Objective	Previous Year Achievement Ratio	Achievement Ratio at 2023	Notes
Following-up and reducing management risks each month.	30%	40%	Regular meeting with management staff and client departments to reduce risks.
Technical linkage with retail markets.	10%	50%	Pending approval of basket products to approve data subject
Working to support branch management in updating company data, including location and commercial registration status, to support company access.	90%	100%	This is achieved through extensive research and obtaining commercial registration status from Ministry of Commerce website link or record-based data.
Working on solving and mitigating technical issues, and proposing solutions to issues facing companies in data entry with technology department.	90%	100%	Holding a meeting with technology department to solve issues before survey period ends so that companies can complete survey.

02. SDC Path:

• SDC requests for statistical services (survey implementation):

- Service contract was executed between General Authority for Statistics and RCU to implement phase III of statistical development project (Consumer Price Survey - Income and Expenditure Survey - Labor Force Survey) on September 6, 2023.
- Service contract was executed between General Authority for Statistics, Local Content & Government Procurement Authority (LCGPA) to implement Local Content Data Collection Project at economic activity level on May 21, 2023.
- Consultancy services contract was executed with consulting partner to provide consultancy services in implementation phases of LCGPA project on July 9, 2023.
- Consultancy services contract was executed with consulting partner (Mathabah Consulting and Research Office) to provide consultancy services for implementation of National Statistical Manual for Pilgrims Service Sector for Information

Register Building Initiative and National Statistical Manual for Pilgrims Service Sector of Pilgrim Experience Program on July 16, 2023.

- SDC received in 2023, a total of 23 requests for statistical services and 10 requests to follow-up on projects from previous years, with a total of 33 requests. Status of requests received for statistical services (implementation of surveys) is shown in following table:

Completed	In Progress	Under Accreditation and Study	Pending due to postponement/GASTAT apology/client apology
2	9	3	19

• SDC Requests for Training Services:

- Work on preparation of local and external market study on technical statistical training in terms of materials, trainers and training mechanisms.

- SDC received one request in 2023 for training courses, and completed one request from last year, with a total of two requests. Status of requests received for training services are shown in the following table:

Completed	Under Study and Accreditation
1	1

• Highlights of SDC in 2023:

1. Preparation of SDC estimated budget for 2024 and projected revenue.
2. Participation with GASTAT departments in management of statistical projects, preparation of technical proposals and time plans, supervision of their implementation and follow-up of progress of work stages.
3. Boosting GASTAT revenues and providing necessary resources to finance activities and projects, contributing to achievement of competitive advantage and promoting financial sustainability.
4. Building and strengthening relations and partnerships with public and private agencies, and exploring means of cooperation.
5. Holding more than 500 meetings and workshops were held with public and private agencies and GASTAT departments; in order to introduce SDC and its most important services, and to follow up on various projects, businesses and work tasks.
6. Preparation of SDC annual report.
7. Preparation of RFP to build SDC strategy.
8. Adoption of SDC departments policies and procedures and following up on functions of each departments.
9. Total number of requests for services and products worked on by SDC in 2023 was (50) requests (including new or follow-up requests to previous projects).

03. International Relations Path:

Directorate General of International Relations serves as international front of GASTAT. It is also acts as focal point for cooperation between GASTAT and international entities on relevant issues, aiming to strengthen its relationship with governmental and non-governmental agencies in Arab and international countries and regional organizations. GASTAT has reinforced its international presence in international forums and joint committees in accordance with directions and objectives of GASTAT in order to serve its interests and vision in achieving the objectives. 150 international events have been attended, and 15 events have been participated in through various contributions by GASTAT representatives.



• International Relations Key Activities in 2023:

- Executing MOU with Bahrain Information & eGovernment Authority.
- Executing a joint statistical cooperation programme agreement with Korean Statistical Agency.
- Hosting AITRS Board of Trustees and meeting of Statistical Committee of Organization of Islamic Cooperation (OIC) - SESRIC - in Jeddah.
- Heading Kingdom delegation to 21st International Conference of Labour Statisticians (ICLS) in Geneva.
- Participation in GCC Standing Committee on Statistical Work Affairs in Muscat.
- Participation in meeting of Permanent Technical Committee on Statistics of League of Arab States in Cairo.
- Participation in 9th Global Conference on Statistical Data and Metadata Exchange (SDMX) in Manama.
- Improving Kingdom data quality and ranking in GII 2023.
- Carrying out more than 16 working visits, which included a number of statistical agencies and a number of ambassadors to explore means to enhance joint statistical work.
- Visiting ILO in Geneva and discussing aspects of statistical cooperation and ways of strengthening them between both sides.
- Meeting with IMF mission for Article IV consultations at preparatory and main visits to discuss notable developments in statistical sector and consultations final report.
- Visits of World Bank Technical Support Mission (WB).
- Official visit of representative of UNDP of Saudi Arabia to GASTAT, and to discuss aspects of cooperation and ways of strengthening them to support the work and competence of both sides.

04. Legal Affairs Path:

GASTAT recognizes the legal aspect of all its work. General Department for Legal Affairs is concerned with providing support and advice to all administrative units of GASTAT in order to enable GASTAT to realize its strategic objectives and to ensure that the administrative units comply with relevant laws, regulations and instructions. This department provides legal opinions, drafts and reviews contracts, agreements and memorandums of cooperation. It also represents GASTAT to several external committees, as well as judicial representation and defends GASTAT in cases filed before competent courts or competent judicial committees. General Department of Legal Affairs is composed of a number of specialized legal advisors and researchers in the field of legal studies, regulations drafting, and legislation. It also includes several administrative support staff to facilitate administrative and secretarial task.

GASTAT pays great attention to developing legislation governing statistical sector in Saudi Arabia and promoting production of official statistics in line with basic principles of official statistics issued by United Nations and in realization of the Saudi Vision 2030 and initiatives and programs resulting from it. As such, GASTAT is developing and updating state General Statistics System in accordance with relevant rules and regulations, and in accordance with international best practices. GASTAT aims through this project to the following:

- Raise and improve efficiency and effectiveness of statistical work and its procedures and controls.
- Activate statistical work and ensure its inclusiveness.
- Enhance impact of statistical work on planning.
- Improve statistical data flow mechanisms.
- Regulate and develop relationship between GASTAT and other relevant agencies.
- Activate statistical sector and overcome its difficulties.
- Improve role of statistical work in providing data.
- Promote statistical awareness.

Legal Affairs has also contributed to several achievements, including:

- Draft legal documents and review legal aspects of more than 98 contracts, agreements and MOU.

- Provide more than 67 legal consultations to the various organizational units of GASTAT.
- Contribute to preparation and review of GASTAT internal regulations and policies for more than 70 policies, procedures and regulations.
- Express opinions on a number of draft laws and regulations published on Istitlaa Platform, or received from other agencies.
- Represent GASTAT before judiciary authorities.
- Submit reports relating to General Department for Legal Affairs functions.

General Department for Legal Affairs also has an active role in membership and chairmanship of a number of internally and externally constituted committees, with the General Department for Legal Affairs participating in (13) committees including chairmanship or membership.

Number of cases filed against GASTAT in 2023:

Number of final judgments rendered in favor of GASTAT	9
Number of final judgments rendered against GASTAT	1

05. Cybersecurity and Data Governance Path:

most important and prominent cybersecurity and data governance work in 2023 include::

1. Adopt cybersecurity strategy, methodology and procedures for cyber risk management and initiate the implementation of initiatives and projects.
2. Update and adopt cybersecurity and data governance policies and procedures and align them with relevant regulators.
3. Joint cooperation with the National Cybersecurity Authority (NCA) in the implementation of the media campaign to raise awareness of cybersecurity through NCA's social media accounts and internal channels.
4. Raise level of compliance with regulations and legislative and regulatory requirements issued by NCA.



5. Execute a memorandum of cooperation with the the Saudi Federation for Cybersecurity to support GASTAT in the field of cybersecurity.
6. Follow-up on implementation of CyberSecurity and Data Governance Awareness Program for all employees of GASTAT and implementation of phishing campaign for more than 1036 employees, read by 450 employees, and the number of employees who clicked the phishing link is (49) employees.
7. Conduct self-assessment of the controls and specifications of the National Data Management, its governance and the protection of personal data issued by the National Data Management Office (NDMO).
8. 24 / 7 security monitoring of GASTAT environment and systems, gap management and penetration testing, based on best practices and relevant legislative and regulatory requirements, such as:
 - Conduct and test the penetration of GASTAT applications and systems based on the best practices and relevant legislative and regulatory requirements and work to get rid of them.
 - Review and evaluate cybersecurity settings.
 - Add more protection to email and all storage media.
 - Add a gaps management system and review network devices settings.
 - Add a system to protect GASTAT name, social media accounts, trademark and websites from forgery and plagiarism within the cyberspace.
 - Ensure that gaps are addressed according to security alerts issued by NCA, where 18 security glitches have been closed in GASTAT environment and systems.
 - Rapid response to security incidents where (46) security alerts were closed, the incident was contained, and recommendations were made to strengthen the security situation.
 - Fully apply recommendations of NCA.
9. Review the procedures for granting powers and managing login IDs and permissions for more than 1,050 accounts, and take the necessary actions.

06. IT Path:

IT services are one of the main pillars of empowerment and continuous development of all the work and activities of GASTAT. It's also a key component to create an ideal system, with the highest quality and reliability standards, that helps to optimize the investment of qualified workforce. GASTAT is therefore keen to provide the latest software and services to all users and adhere to international criteria and standards that contribute to the realization of Saudi Vision 2030. General Department of IT Highlights in 2023:

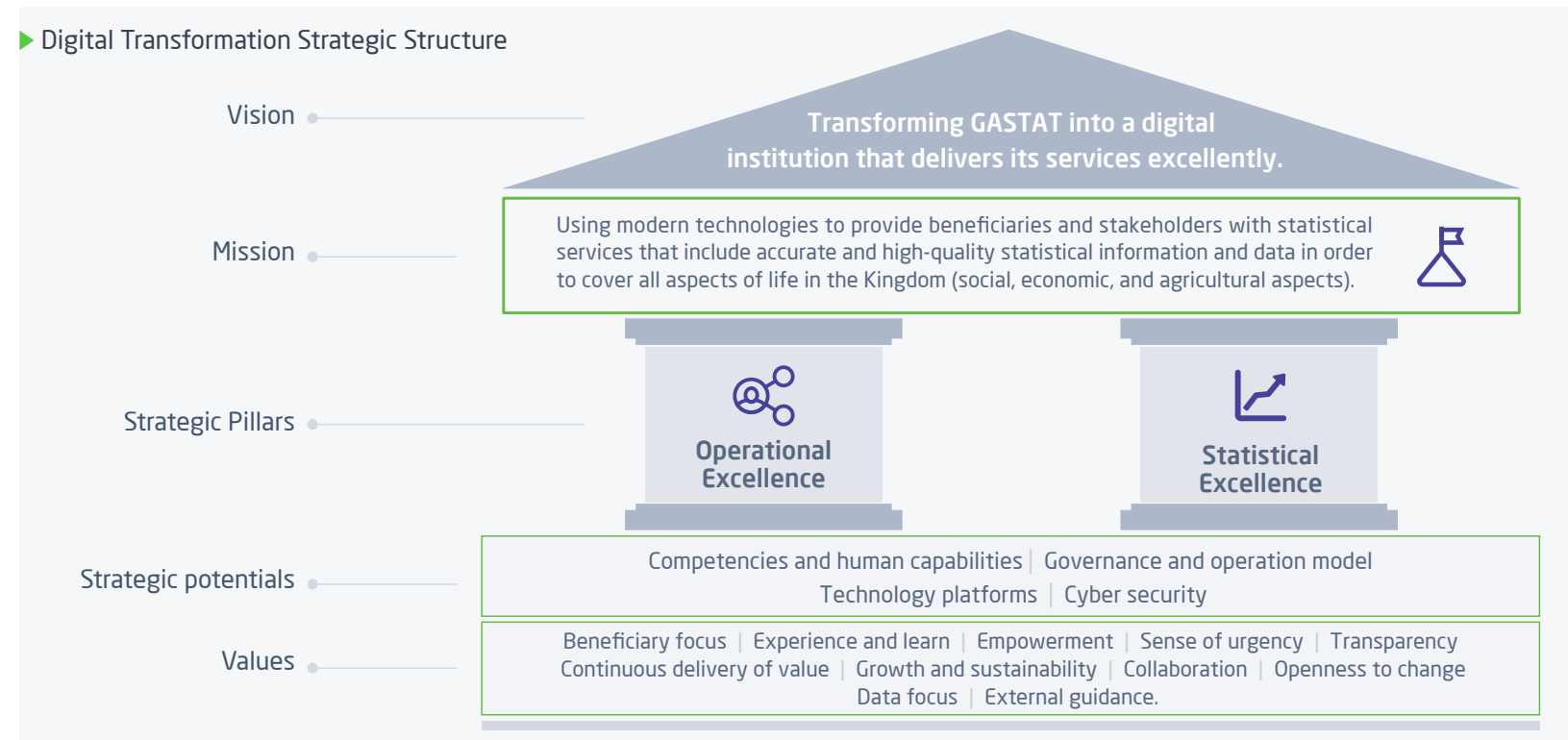
• Executive Plan for Digital Transformation Strategy 2023:

Based on strategic plan of GASTAT, the General Department of IT has worked on the development of an executive and operational plan for technological work, which contributes to strengthening

GASTAT role in supporting socio-economic development plans in Saudi Arabia, using modern technologies to contribute to the achieving the objectives of the Saudi Vision 2030 program. The development of strategic plans at GASTAT includes the technical aspect in an integrated manner with the controls of NCA and the strategic directions of the Digital Government Authority (DGA).

GASTAT has achieved advanced positions in compliance with controls at the domestic and international levels and has made significant progress in digital transformation indicators for 2023.

The following is an explanation of strategic plan and establishment of Digital Transformation Office (DTO) in line with GASTAT strategic plan, which directly represents how to achieve the strategic objectives in accordance with digital transformation standards in Saudi Arabia:



• Governance and Compliance:


Government services are one of the most important features of e-government as they form a solid foundation for relations between government and citizens. Given the growing importance of the principle of integrated e-government development, e-services have become the most important means of providing information and services to citizens. Due to the importance of this role, the the General Department of IT has contributed to the progress of Saudi Arabia's ranking in several indicators, the most important of which are:

• Excellence in Website Efficiency and Digital Content for 2023:

With Kingdom Internet penetration rate reaching 98.6% in 2022, it is clear that Internet and digital interaction has become a fundamental part of the lives of individuals and institutions in Saudi Arabia and is a key to excellence in government performance. As it directly facilitates business execution and access to government services and providing users with easy digital access. GASTAT, through the General Department of IT, is therefore constantly seeking to contribute to improving the beneficiary's digital experience and its journey, starting from searching for data and information, through the availability of such digital information and services with high quality and efficiency, and ending with access to information or service smoothly and effectively. Accordingly, as a result of these efforts, GASTAT was honored with the Award for Excellence in the Efficiency of Websites and Digital Content during the work of the Digital Government Forum 2023.

• Compliance with International Indicators:

International indicators are just as important as implementing the policies and laws issued internally by the Saudi Arabia's regulators. In order to achieve the objectives of the Saudi Vision 2030, GASTAT has contributed in turn to promoting and improving the Saudi Arabia's ranking in the UN Online Service Index (OSI), which measures the development of digital



Evaluation of DGA 2023 ¹

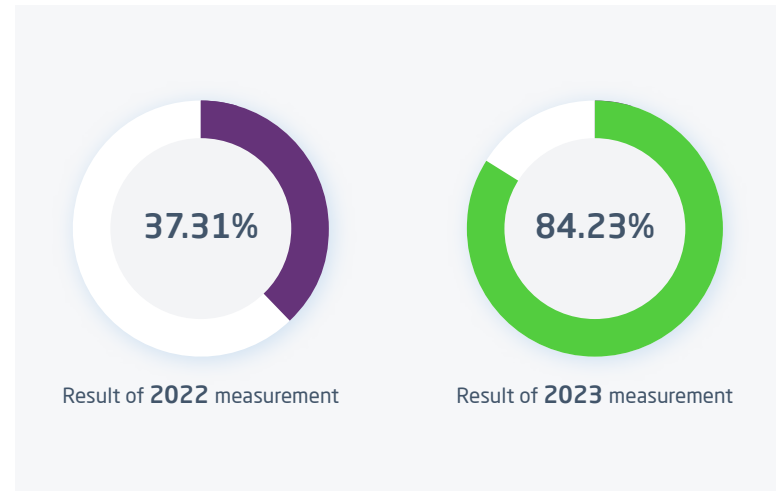
governments in the 193 UN member states. GASTAT achieved 84.5% in such index for 2023, reflecting efforts that began with the proper planning and implementation of the strategy.

• Measuring performance of Government Agencies regarding digital transformation for 2023:

- Measuring the performance of Government Agencies aims to:
- Raising levels of Government Agencies compliance with orders and decisions regarding digital transformation.
 - Achieve digital transformation requirements through optimal application of basic standards of digital transformation.
 - Digital government development.

- Improve the performance and effectiveness of Government Agencies.
- Improve the quality of services provided to beneficiaries.
- Contribute to Kingdom progress in international indicators.

Therefore, one of the priorities committed by the General Department of IT is to implement the highest standards of compliance with the requirements of DGA in accordance with the Royal Orders issued in this regard. As a result of the plans drawn up and implemented, GASTAT achieved the third place among the most advanced Government Agencies in 2023 Measurement in the «integration» phase with a growth of 46.92% as a result of compliance with the (125) performance measurement standards, which fully represents reaching 84.23% of the index value.



• Upgrade Efficiency:

GASTAT is concerned with the continuous development of its personnel. It also pays great attention to the development of IT personnel through holding workshops and providing training opportunities to ensure the development of the capacities of its employees in service, through: Implementation of 360 training hours for IT management staff, which included several specialized courses and the promotion of the institutional culture of GASTAT employees to create the required balance between functional and behavioral skills.

07. Internal Audit and Risk Management Path:

As part of GASTAT ongoing efforts to strengthen governance, control and risk management, in 2023 GASTAT established risk management within the General Department of Internal Audit and Risk Management. The foundation works included the preparation and development of infrastructure (policy and procedures manual, framework, operation model, Delegation of Authority Matrix, risk appetite procedures...etc.) corporate risk register has been developed along with 19 operational risk registers, mitigation plans to deal with risks have been identified,

and training workshops and knowledge transfer for operation officers and their staff have been prepared and implemented. With regard to Department of Internal Audit, the internal audit plan was prepared based on the updated risk assessment, for 3 years (2024-2026-), as well as updating (the internal audit strategy, audit charter, policy and procedure manual) along with the implementation of internal audit work during 2023.

08. Strategic Communication and Customer Support Path:

GASTAT pays great attention to the Course of Strategic Communication and Customer Support. It is keen to meet the requirements of GASTAT stakeholders clients and to communicate with them professionally and perform its functions through various axes such as: Improve content of statistical products provided by GASTAT, achieve media communication, ensure effective presence of GASTAT in various traditional and new media, improve intellectual image and institutional identity of GASTAT in various other sectors, and translate GASTAT written products in Arabic into English; in order to expand beneficiary base, providing it to wider segments of clients, and working to disseminate statistical awareness in society in various ways and means. The following are highlights of this Course's work and effort on various axes:

a. Media Communications:

Media Communications Department aims to highlight GASTAT work and statistical products in media, disseminate GASTAT activities and participation in various local and international forums through traditional and digital media platforms, and develop strategic and operational plans to maximize the use of data through the participation of relevant stakeholders; in order to support decision makers, policymakers and contribute to the achievement of the objectives of Saudi Vision 2030 and the development sector in all fields and reach the largest number of Saudi Arabia's population; to promote citizen and

resident participation in economic and family surveys through the concept of family participation in GASTAT surveys and its implementation mechanism. Number of GASTAT social media platform followers reached (324,083) followers, with (223,531) followers on GASTAT X Platform (formerly Twitter), and (100,552) followers on GASTAT accounts on other social media platforms.

(98) press releases were published about GASTAT, (53) press inquiries were answered, (14) events media and coverage were carried out during 2023, (13) media campaigns were conducted, and (4300) press releases were monitored, including direct news about GASTAT and news related to the analysis of GASTAT products regarding the economic and social fields.

b. Communication planning and corporate identity and visualization management:

GASTAT is keen on its corporate identity through Department of Communication Planning and Department of Corporate Identity and Visualization. It carries out three main functions as follows:

• Data Visualization:

Building indicators, reports and dashboards for GASTAT various products, and enabling statistical departments to build their indicators and understand their data in a better and faster manner through data visualization, the most important of which is the following:

- Design 12 dashboards showing the most important indicators of the second phase of the census in Arabic and English.
- Develop 94 publishing schedules for all topics of the second phase of the census in Arabic and English.
- Develop 82 dashboards for the Economic Data Platform in Arabic and English.
- Develop 540 publishing schedules for statistical database.
- Review the authenticity and accuracy of the business data published on the census portal.



• Communication Planning:

The Department coordinates the departments of the General Department of Strategic Communication in order to ensure integration with regard to communication plans and outreach campaigns published on behalf of GASTAT, the most important of which is the following:

- Preparation of policies and procedures for Department.
- Participation in and supervision of the implementation and launch of 6 awareness and marketing campaigns in a number of media channels for key surveys, including implementation and planning, and supervision of all media materials including movies, motion and designs.
- Holding periodic meetings with departments to follow up on the commitment to file tasks periodically.

• Corporate Identity Management:

After drawing up and planning a strategy for visual identity - which took more than six months to work on and accompanied by a large number of workshops and meetings - this strategy was applied, the most important of which is the following:

- Update the corporate visual identity of GASTAT, its strategy and applications, and apply it to all the channels and applications of GASTAT.
- Periodic review of technical and visual outputs to ensure their adherence to new visual identity standards.
- Contribute to organizing a number of outreach initiatives in the General Department of Strategic Communication.

• Most important work of Communication planning and corporate identity and visualization management:

- In the field of census (Department has the Data Visualization Path).
- Development of all economic data platform products.
- Development of all publishing schedules for statistical database.

c. Content:

Content management is keen to raise the quality of the statistical products of GASTAT and contribute to facilitating the customer experience when dealing with GASTAT products, improve their use of statistical data and information, making effective use of them in decision-making, policymaking, monitoring changes and evaluating performance in various fields of development by contributing to the content-making of statistical products issued by GASTAT, support departments in raising the quality of language content for periodic releases, reports and publications and enhance data users ability to easily access statistical products by adhering to the latest international standards in this field. Content management also contributes to raising awareness of GASTAT and its products and services by raising the quality of the content of GASTAT electronic portals and feeding them with accurate and up-to-date data.

Total number of statistical products during 2023 was 134 products, 119 of which were published at an average rate of 89%. The number of statistical products published on time for publication according to the statistical calendar was 110 products at an average rate of 82%. The number of products published after time was 9 products at an average rate of 7%, while the number of products postponed was 15 products at an average rate of 11%. On another level, (50) products were produced annually, (21) were produced quarterly, and (63) were produced monthly.

During 2023, 10,496 pages were completed by Content Management, of which 4,362 were audited, 6,134 were prepared. While the number of infographics that were designed during this year reached (7517) design, 4,695 were new and 2,822 were modified.

In terms of images and visual content (videos), 10,491 new materials were produced, 5,937 modified, 10,281 new images were filmed, 5,771 edited, 29 audio texts were recorded and 8 recorded audio texts were edited, while 181 video clips (video) were produced and 15,8 video clips (video) were edited.

d. Translation:

Through Translation Department, GASTAT developed its English-language products and achieved a lot of work in 2023; where a large number of words have been translated and proofread, there has been: Over [831,591] words were translated and more than [833,833] words were proofread in English, resulting in a total number of words reaching (1,665,424). In addition, a large number of translation and proofreading requests were received, with [650] translation requests and [244] proofreading requests, totaling (894) requests. Translation Department has also completed two important projects:

- **The first project:** Work has been completed on editorial policy manual for writing the content of GASTAT, which aims to guide the process of editing and writing and standardization of criteria and practices. The manual clarifies GASTAT method and style of editing the content of the scientific material in all its statistical products and related press and information materials; to be drafted on clear and specific scientific grounds, in accordance with the linguistic rules adopted, the press and media editorial rules, and to reflect GASTAT mission, vision, identity and values.
- **The second project:** Work has been completed on Issuing Writing Manual, which aims to standardize the style of writing releases when editing the content of the scientific material in all statistical products of GASTAT, drafted on scientific grounds

In addition, Translation Department launched the list of statistical terms used in the statistical releases of GASTAT. This list is bilingual and has been launched on the official website of GASTAT and aims to standardize the terminology used in the statistical field. Finally, translation memory built on Trados has been further enhanced and enriched, with most repeated translated content added with the aim of automating work on translation projects, standardizing drafting, and reducing efforts in the translation process.

With this work, GASTAT, through Translation Department, is keen to continue to provide high-quality services and confirms its constant pursuit of continuous improvements in its English-language products through translation and rigorous proofreading.

e. Statistical Outreach:

Through Statistical Outreach Department, GASTAT carried out several statistical outreach campaigns. 19 statistical outreach campaigns were carried out for the following surveys:

- Education and training survey.
- Construction and building survey.
- Disability Survey.
- Health and Safety at Work Survey.
- Survey of the access and use of ICT for families and individuals.
- Survey of tourism facilities.
- Family culture and entertainment survey.
- Survey of non-profit sector organizations.
- Survey of International Trade in Services.
- Digital Economic Survey.
- Survey of R&D statistics.
- National Identity Indicator Survey.
- Women Health and Reproductive Care Survey.
- Survey of industrial economic waste.
- Survey of structural business statistics.
- Child Abuse Survey.
- Child Health and Wellbeing Survey.
- National Health Survey.
- Household Incomes and Expenditure Survey.

Through Statistical Outreach Department, GASTAT organized (3) awareness-raising lectures for academic sector at King Saud University, Al-Yamamah University and Alfaisal University, in addition to several other work outlined in the following table:

Number of outreach courses for researchers	40
Number of workshops	21
Number of campaigns for new employees	2
Number of conferences	1
Number of campaigns for researchers	5



The number of beneficiaries of the outreach campaigns was as follows:

Number of beneficiaries of survey outreach campaigns	More than: 1,800,000 individuals.
Number of researchers benefiting from training courses	More than: 5,000 researchers.
Number of survey outreach text messages	More than: 861,185 text messages.

GASTAT conducted a survey on a sample of targets for its work to determine their awareness of the importance of statistical work, their knowledge of GASTAT and its work, their interest in filling out field survey forms and their preferred means of participating in such surveys. The study showed the following results:

Indicator of Knowing GASTAT and Knowing its Work and Products:

Total knowledge index of GASTAT, its work and Products (40.6%), the average knowledge index (44.5%) and the lack of knowledge index (14.9%).

Interest in participating in filling out survey form:

Index of interest in participating in filling out the survey form reached 70%, while the hesitation was 19%, while the refusal to fill out the survey form reached the lowest percentage of (11%).

Preferred means of participating in field surveys:

Preference for self-fulfillment to collect field survey data was 63.6%, while the telephone communication was (23%), while field visits reached the lowest rate of (13.4%).

f. Press and Publications:

The most important works related to press and publications in 2023 are mentioned as follows:

1. Achieve an advanced rank in E-Government Development Index (EGDI) of the United Nations by GASTAT.
2. Meet requirements of Open Data Portal (SDAIA) and raise evaluation to the green indicator.
3. Obtain the Excellence Award in the efficiency of website and digital-content performance at the level of government agencies for 2023.
4. Apply digital transformation standards with beneficiaries (Digital Government Measurement).
5. Meet requirements of Digital Government Authority for digital transformation.
6. Implement requirements of EGDI.
7. Develop a digital content presentation according to content efficiency indicators.
8. Activate the Chatbot feature on GASTAT portal.
9. Develop a service for statistical-information request.
10. Comply with 100% website and digital-content efficiency standards.
11. Commit to publish statistical releases and products on announced dates and schedules in the statistical release calendar.
12. Implement statistical-survey publications and send such publications to all regions of Kingdom, their number reached (2,902,812).
13. Meet needs of GASTAT departments for publications, which reached (358,930).



key challenges faced GASTAT in 2023

N.	Challenges	Action taken to overcome the challenge
1	A shortage in the number of statistical human resources in GASTAT.	Expand recruitment of the qualified statistical cadres.
2	Poor response to facility surveys and household telephone surveys.	Conduct intensive statistical-awareness campaigns.
3	Many survey forms have many questions, which reduce quality of the data.	Develop field survey forms and methodologies.
4	No single building available for GASTAT headquarters in the capital, Riyadh.	Seek to solve this problem radically by GASTAT.
5	Cognitive and professional weakness are detected in some specialties.	GASTAT has expanded training of a large number of its cadres.
6	Poor implementation of policies and procedures.	Work on the project completion (policies and procedures), with the aim of improving performance and enhancing the quality of various statistical products.
7	A lack of responsiveness from field researchers, leading to a decrease in data quality despite the high cost of field survey data!!	Diversify GASTAT data sources and expand the use of administrative data to support survey data, in addition to utilizing big data to improve statistical outputs.
8	Rapid digital transformation resulting from economic development has led to diversity, variation, and multiplicity of data sources with different concepts.	Enhance, integrate and classify data into primary and secondary sources for processing and statistical-analysis purposes.
9	A lack of sufficient storage space required for survey data storage.	Develop GASTAT technical aspect continuously.
10	Delay in alignment and coordination with beneficiaries from government entities and the private sector during the production stages of relevant statistical products, resulting in delays in the release of statistical products.	Intensify communication with various entities to expedite alignment.
11	Underutilization of record-based data which slows down the pace of measuring statistics and economic indicators.	Accelerate work procedures to cope with the rapid monitoring & measurement mechanisms for beneficiaries.
12	Conflicts or overlaps occurred among some data-related entities in the kingdom.	Improve Regulation of GASTAT to resolve any conflicts or overlaps.
13	lack of statistical awareness among diverse segments of audience.	Conduct an Intensive awareness campaigns.
14	Moderate level of job leakage.	Provide an attractive work environment.
15	Functional structure of GASTAT changed in a similar way.	Develop a long-term strategy and implementation plan.



GASTAT Aspirations and Expectations for 2024

- 01** Attract qualified human resources necessary for the development of statistical work in GASTAT.
- 02** Upgrade the official portal to the latest technology advancements.
- 03** Expand the production of updated statistics by relying on multiple sources such as registry data and big data, with the aim of enhancing, enriching, and integrating available data.
- 04** Develop and enhance GASTAT's statistical work and products in all economic, population, social, environmental, and cultural fields.
- 05** Increase the number of followers of GASTAT's accounts and increase the rate of visits to the official portal.
- 06** Improve the display of portal pages to be compatible with browsers and mobile devices.
- 07** Continue to achieve top positions in the efficiency of website performance and digital content.
- 08** Ensure high quality for the data, indicators, publications, and various statistics produced.
- 09** Speed up alignment with various entities and make better use of registry data.
- 10** Expand effective communication with beneficiaries and partners from governmental institutions, official bodies, and organizations, actively engage with users and key stakeholders, and continue to improve and raise customer satisfaction levels, and meet statistical requests from different entities.



03

Overview of
Current Situation
GASTAT



Regulatory Framework

Under Royal Order No. (64283) dated (26/12/1436 AH) stipulating the transformation of General Authority for Statistics and Information into an independent public authority under name of General Authority for Statistics, Esteemed Council of Ministers Resolution No. (11) dated (13/01/1437 AH) was issued approving Law of General Authority for Statistics, and Resolution No. (212) dated (15/03/1441 AH) regarding amending Regulation of GASTAT.

○ GASTAT Regulation:

In accordance with the Royal Decree No. 64283 dated 26/12/1436 AH, transforming the Central Department of Statistics and Information into an independent public entity under the name of (the General Authority for Statistics), and the Council of Ministers Resolution No. (11) dated 13/01/1437 AH was issued concerning approval of Regulation of the General Authority for Statistics.

Then, the Council of Ministers Resolution No. (70) dated 30/01/1438 AH was issued including a phrase stating that "except President of the General Authority for Statistics", and regulations and ladders of employees at GOSI and the amendments that occur thereto shall be applied to the GASTAT Employees." This has become invalid in accordance with the amendment referred to in the first clause of the Council of Ministers Resolution No. (198) dated 24/03/1442 AH.

Thereafter, Council of Ministers Resolution No. (212) dated 15/03/1441AH was issued concerning amendment of Regulation of GASTAT. This amendment included that GASTAT shall have a president who will be appointed and removed from his/her position by a board resolution, and such president shall be organizationally related to the Minister of Economy and Planning, who chairs GASTAT Board of Directors, which consists of their Highnesses and Excellencies.

Council of Ministers has also issued Resolution No. (745), dated 23/11/1444 AH, including a number of amendments related to the Board and its members.

Then, the Council of Ministers issued Resolution No. (169), dated 01/03/1444 AH, amending Regulation of the General Authority for Statistics - issued in accordance with the Council of Ministers Resolution No. (11) , dated 13/1/1437 AH , as stated in the Resolution and a number of arrangements stated therein.

The following is the Regulation of the General Authority for Statistics in its current form in accordance with resolutions and amendments referred to:

● Article No. (1):

For the purpose of this Regulation, terms and expressions set out in this Regulation shall have the following meanings assigned thereto:

- **Regulation:** Regulation of General Authority for Statistics.
- **Board:** General Authority for Statistics Board of Directors..
- **Private Establishments:** All companies including companies in which country own some shares, private individual establishments, associations, private institutions, and the like.
- **Data:** Numbers and descriptive characteristics that are related to statistical areas with respect to society conditions and activities. They can be individual data or a group thereof
- **Individual Data:** Data that determines legal person identity, where s/he provides such data by request.
- **Statistical Fields:** The main three statistical fields; social statistics which include (population structure, social conditions, education, housing, and others), economic statistics which include (national accounts, commercial business, industry, trade and others), and spatial statistics which include (environment, tourism, agriculture, and others).
- **Administrative Records:** Paper or electronic records in which data or information are preserved in various public entities or private establishments and related to statistical areas with respect to the society's conditions and activities, in addition to these entities or establishments' production processes records.
- **Information:** Data processed through classification, analysis, summarization, or any other method to become relevant to statistical fields.
- **Indicators:** Statistical indicator is a data element that represents statistical data for a specified time, place, and other characteristics.



- **Statistics:** Data, information and indicators on the society's conditions & activities that are collected using scientific methods, classifications, and concepts in order to come up with results, expectations and decisions in accordance with specific variables.
- **Statistical Work:** Any study, research, survey, or any other related activity that is fully or partially relevant to statistical areas.
- **Surveys:** The process of collecting data from their sources based on a set of specified variables or questions. This could be done through comprehensive inventory method, statistical sample selection processes, or any other statistical methods.
- **Statistical Services:** Detailed statistical work, including the provision of statistical consultancy services on the preparation of surveys, research, and studies, as well as samples selection, analysis, and interpretation of results, and so on.
- **Statistical Documents:** Maps, charts, records, guides, methodologies, sample lists, and other tools used in statistical work.
- **Coordinating Committee:** A standing committee formed to coordinate statistical work that is carried out by relevant public entities.
- **The GASTAT Freelancers:** People who are not employed within the General Authority for Statistics but hired to implement surveys.

● Article No. (2):

1. GASTAT shall enjoy a public juridical personality, and a financial and administrative independence. It is organizationally linked to the Minister of Economy and Planning.
2. GASTAT shall be headquartered in the city of Riyadh and set up branches and offices in any of Kingdom regions.

● Article No. (3):

Regulation process aims at organizing and activating Kingdom statistical work through the creation and implementation of comprehensive, accurate and unified statistical system, as well as development of necessary plans and programs to meet statistical needs, and elaborate development plans, scientific research and various activities.

• **Article No. (4):**

GASTAT shall be the entity in charge of statistical affairs, the only official reference to implement statistical work, and technical supervisor and regulator thereto. Therefore, in order to achieve its desired objectives, GASTAT shall:

1. Prepare and follow up on implementation of a national strategy for statistical work in coordination with relevant public entities once approved and suggest periodical amendments thereto.
2. Carry out statistical work in accordance with recognized international standards, including the need to:
 - A. Identify statistical work methodology.
 - B. Prepare and implement surveys.
 - C. Conduct studies and research.
 - D. Analyze data and information.
 - E. Document & save data & information in statistical documents.
3. Collect, record and compile data and information that cover all aspect of life in Kingdom from different sources, as well as gather, classify and analyze data and information from public entities and private establishments' administrative records and extract their indicators.
4. Prepare, use, update and develop national statistical guides and classifications in accordance with national standards when needed.
5. Prepare statistical publications and reports of surveys and research.
6. Create a comprehensive system of national statistical databases for different statistical areas.
7. Create a central information system at the national level that can be automatically associated with all public entities.
8. Provide public entities and private establishments with statistical work, and statistics-related consultancy and technical services.
9. Provide public entities with suggestions and proposals to develop and transform all statistical work and information systems into a comprehensive, accurate and unified statistical system.
10. Produce and develop official statistics independently, publish them inside Kingdom, and provide public entities, private establishments, individuals, and international authorities with official statistics in accordance with statutory procedures.

11. Coordinate and cooperate with counterparts in other countries, and regional and international organizations and authorities with respect to statistical aspects in accordance with statutory procedures.
12. Prepare and implement statistical work-related programs and courses, as well as train and qualify specialized cadres.
13. Represent Kingdom internally and externally with respect to the General Authority for Statistics competencies in accordance with statutory procedures.
14. Raise statistical awareness, as well as prepare and implement the necessary plans and programs to ensure community interaction with statistical work.
15. Publish the statistics for all beneficiaries at the same time and enable advance access to statistics for specific and documented reasons, in a way that would not affect the statistics' content or date of publication.

• **Article No. (5):**

GASTAT shall proceed with collecting statistical plans and programs-related data through its employees or representatives, if necessary, in accordance with the applicable regulations and procedures.

• **Article No. (6):**

1. GASTAT shall provide official statistics for free.
2. Without prejudice to paragraph (1) of this article, the General Authority for Statistics shall conduct surveys, prepare statistical research and studies, and provide statistical services, consultations, and training courses in a commercial manner, subject to fees and costs.

• **Article No. (7):**

Article seven was amended by virtue of resolution No. (212) dated 151441/03/AH corresponding to 122019/11/ regarding the amendment of GASTAT regulation, which stated that GASTAT president shall be appointed and dismissed by a Board resolution, and the president shall organizationally be linked to the Minister of Economy and Planning who chairs the GASTAT Board.



1. Board consists of the following members: GASTAT Board

- | | |
|---|----------------|
| • Minister of Economy and Planning | Board Chairman |
| • Minister of Energy | Member |
| • Minister of Finance | Member |
| • Minister of Human Resources and Social Development | Member |
| • Minister of Education | Member |
| • Minister of Industry and Mineral Resources | Member |
| • NIC Director | Member |
| • President of the General Authority for Statistics | Member |
| • Two specialists in the field of GASTAT business (appointed by Council of Ministers resolution based on the nomination of the Board Chairman). | Two members |

2. Board Chairman selects a vice chairman from members referred to in paragraphs (B) (C) (D) (E) (F) (G) of paragraph (1) of this Article. (In accordance with Council of Ministers' Resolution No.745, dated 231441/11/ AH).

• **Article 8:**

GASTAT Board shall oversee management of GASTAT affairs, and shall take all necessary decisions to achieve GASTAT purposes within the limits of the provisions of this Law. Moreover, the Board shall have the following powers:

1. Approving GASTAT general policies, plans, and operational programs.
2. Approving GASTAT Organizational Structure.
3. Approving bylaws, technical regulations, procedures, rules and standards related to GASTAT activities.
4. Approving and submitting GASTAT draft budget in accordance with the regulatory procedures.
5. Approving GASTAT balance sheet, auditor report, and annual report in accordance with the regulatory procedures.
6. Forming Coordination Committee, naming its members based on their nominations, and approving relevant regulations thereof.
7. Approving remuneration of GASTAT representatives and those it seeks assistance other than its employees, in agreement with MOF and HRSD Ministry.

8. Approving any fees or costs for statistical work, statistical services, consultations, and training courses implemented by GASTAT, as well as for providing data.
9. Accepting donations, gifts, endowments, wills, grants, and aid provided to GASTAT in accordance with the regulatory procedures.
10. Appointing an external auditor and an internal financial controller.
11. Forming committees and authorizing the same with the necessary powers to achieve the tasks assigned thereto. GASTAT Board may delegate some of these tasks to whomever it deems appropriate among GASTAT officials, as required by its workflow.
12. Approving administrative and financial regulations adopted by GASTAT, provided that the approval of the financial regulations and provisions that have a financial impact in the administrative regulations shall be in agreement with the MOF and HRSD Ministry. (Pursuant to Council of Ministers Resolution No. (198) dated 241442/03/ AH).

• **Article 9:**

1. Board meetings shall be held at GASTAT headquarters, and may be held in another location within the Kingdom when necessary.
2. Board shall meet at least three (3) times a year upon an invitation by the Chairman and whenever the interest of GASTAT so requires. The invitation must be accompanied by the meeting agenda. Board Chairman shall call for a meeting upon the request of at least five (5) of its members. For the meeting to have the necessary quorum, it must be attended by the majority of Board members, including the Chairman of the Council or his deputy. Board shall issue its decisions with the majority of the votes of the members present. In the event of equal votes, the side with which the Chairman voted shall prevail. The objecting member may record his objection and the reasons for objection in the minutes of the Board meeting.
3. Board deliberations and decisions shall be recorded in minutes signed by the Chairman of the meeting and the attending members. GASTAT shall communicate these decisions to the parties directly concerned with these decisions in the appropriate manner.

4. Board member may not abstain from voting on the Board decisions or authorize another member to vote on his behalf in the event of his absence.
5. Board member may not disclose any of GASTAT secrets known throughout his membership.
6. Board may invite to attend its meetings whomever it deems appropriate, without having the right to vote.

• **Article 10:**

The entry to this article has been amended in accordance with Council of Ministers Resolution No. (212) as follows:

GASTAT shall have a president who shall be appointed or discharged from his position by a decision of GASTAT Board, and shall be subject directly to the Minister of Economy and Planning, who chairs GASTAT Board, which consists of Their Highnesses, and Excellencies. GASTAT president shall be the Executive Officer of GASTAT management, whose responsibilities are concentrated within the limits of this Law, and shall exercise the following powers:

1. Supervising GASTAT employees as per the powers vested thereof and as determined by regulations.
2. Supervising GASTAT technical, administrative, and financial business, and expressing opinions on statistical matters for public authorities.
3. Approving the methods and procedures for implementing statistical programs related to the following:
 - A. Collecting, classifying, analyzing, extracting, and publishing statistical information issued by GASTAT.
 - B. Developing the content of statistical bulletins and publications issued by GASTAT, in addition to the timing and methods of their distribution and publication.
4. Proposing GASTAT plans and programs, and submitting the same to the Board.
5. Proposing GASTAT organizational structure, and submitting the same to the Board.
6. Chairing the Coordination Committee & proposing regulations related thereto.
7. Proposing remuneration of GASTAT representatives and those it seeks assistance other than its employees, and submitting the same to the Board.

8. Proposing the preparation of executive working mechanisms related to fees and costs for statistical work carried out by GASTAT for private enterprises, as well as for providing data, and submitting the same to the Board.
9. Issuing orders for GASTAT expenses according to the approved annual budget.
10. Following up on the implementation of Board decisions.
11. Submitting periodic reports to the Board on GASTAT business, achievements, and activities.
12. Submitting suggestions to the Board regarding issues within its jurisdiction.
13. Supervising the preparation of GASTAT draft budget, annual report, and balance sheet, & presenting the same to the Board.
14. Representing GASTAT before judicial authority and other authorities.
15. Issuing the necessary decisions to implement the provisions of this Law and approved regulations, rules, and procedures, according to the powers vested thereof.
16. Exercising the powers vested by the Board's decisions and GASTAT rules and regulations.
17. Any other task assigned by the Board. The Chairman may delegate some of the powers of GASTAT President to other GASTAT employees.

• **Article 11:**

GASTAT shall have an independent budget issued by a Royal Decree.

• **Article 12:**

1. GASTAT resources shall consist of the following:

- a. Funds allocated to GASTAT in the state's general budget.
- b. All movable and immovable funds transferred to GASTAT from other government agencies.
- c. Fixed and movable assets at its disposal.
- d. Investment returns of its financial resources.
- e. Fees received for providing its services.
- f. Financial fines and penalties owed to GASTAT.
- g. Donations, gifts, endowments, wills, grants, & aid accepted by the Board.
- h. Any other resources approved by the Board.



2. GASTAT funds shall be deposited in a special account at the Saudi Central Bank ("SBC"), from which funds shall be disbursed according to GASTAT approved budget.

• **Article 13:**

GASTAT fiscal year is the Kingdom fiscal year. As an exception, GASTAT first fiscal year shall begin on the effective date of this Law and end at the end of the Kingdom fiscal year.

• **Article 13 Bis:**

GASTAT employees shall be subject to the provisions of the Labor Law and the Social Insurance Law. (Pursuant to Council of Ministers Resolution No. (198) dated 241442/03/ AH).

• **Article 14:**

GASTAT shall submit its balance sheet to the Council of Ministers within ninety (90) days from the end of the fiscal year, along with a copy to the General Court of Audit ("GCA").

• **Article 15:**


GASTAT shall submit to the Prime Minister within ninety (90) days from the end of the fiscal year, an annual report on the achievements accomplished by GASTAT in comparison to the previous years general development plan, challenges encountered, and recommendations for streamlining GASTAT workflow.

• **Article 16:**

Without prejudice to GCA right to monitor GASTAT accounts, the Board shall appoint an external auditor (or more) from among natural or legal individuals licensed to work in the Kingdom, and shall determine their fees. In the event of multiple auditors, they shall be jointly liable for their work before GASTAT. The auditor's report shall be submitted to the Board, along with a copy to GCA

• **Article 17:**

This Law shall be published in the Official Gazette, and shall come into effect ninety days from the date of its publication, repealing all provisions conflicting with thereof.



● Formation of GASTAT Board During The Year 2023:

Under Royal Order No. (64283) dated (26 / 12 / 1436AH) stipulating the transformation of the General Authority for Statistics and Information into an independent public authority under the name of the General Authority for Statistics, the Esteemed Council of Ministers Resolution No. (11) dated (13 / 01 / 1437AH) was issued approving the Law of the General Authority for Statistics, and Resolution No. (212) dated (15 / 03 / 1441AH) regarding amending the Law of the General Authority for Statistics, which stipulates that: "GASTAT shall have a president who shall be appointed or discharged from his position by a decision of GASTAT Board, and shall be subject directly to the Minister of Economy and Planning, who chairs GASTAT Board". The composition of GASTAT Board in 2023 was as follows:

H.E. Mr. Faisal bin Fadhel Al-Ibrahim	Minister of Economy & Planning
HRH Prince Abdulaziz bin Salman Al Saud	Minister of Energy
H.E. Mr. Mohammed bin Abdullah Al Jadaan	Minister of Finance
H.E. Eng. Ahmed bin Sulaiman Al Rajhi	Minister of Human Resources and Social Development
H.E. Dr. Hamad bin Mohammed Al-Alshaikh	Minister of State, Council of Ministers' Member
H.E. Mr. Bandar bin Ibrahim Al Khorayef	Minister of Industry and Mineral Resources
H.E. Mr. Yousef bin Abdullah Al Banyan	Minister of Education
H.E. Dr. Essam bin Abdullah Al Wagait	Director of the National Information Center
Dr. Fahad bin Abdullah Aldossari	President of GASTAT
Dr. Fahad bin Mohammed Alturki	Specialized in the field of GASTAT business
Mr. David Kalisch	Specialized in the field of GASTAT business

GASTAT Board held four meetings in 2023, which are:

- 01 First Meeting:**
 24th Board Meeting in January 2023.
- 02 Second Meeting:**
 25th Board Meeting in April 2023.
- 03 Third Meeting:**
 26th Board Meeting in October 2023.
- 04 Fourth Meeting:**
 27th Board Meeting in December 2023.





○ Board Affiliated Committees:

The following two committees are affiliated to GASTAT Boards:

● Nominations and Remuneration Committee:

Main Functions and Competencies:

1. Making decisions within the committee's powers.
2. Reviewing GASTAT organizational structure and salary scale, and submitting recommendations regarding thereof to GASTAT Board.
3. Expressing opinions on the proposed appointments at the level of the president and deputies.
4. Setting criteria for evaluating CEO performance, and submitting recommendations to GASTAT Board.
5. Ensuring a succession plan for CEO and deputies.
6. Supervising workforce planning.
7. Submitting recommendations to GASTAT Board for the approval of the human resources strategy and relevant policies, including rewards, as per the administrative regulations and reviewing the same periodically.
8. Preparing a list of remuneration for the committees emanating from GASTAT Board in accordance with the relevant rules and regulations and submitting the same to GASTAT Board.
9. Recommending the remuneration of GASTAT CEO and submitting the same to the Board.

● Audit and Risk Committee:

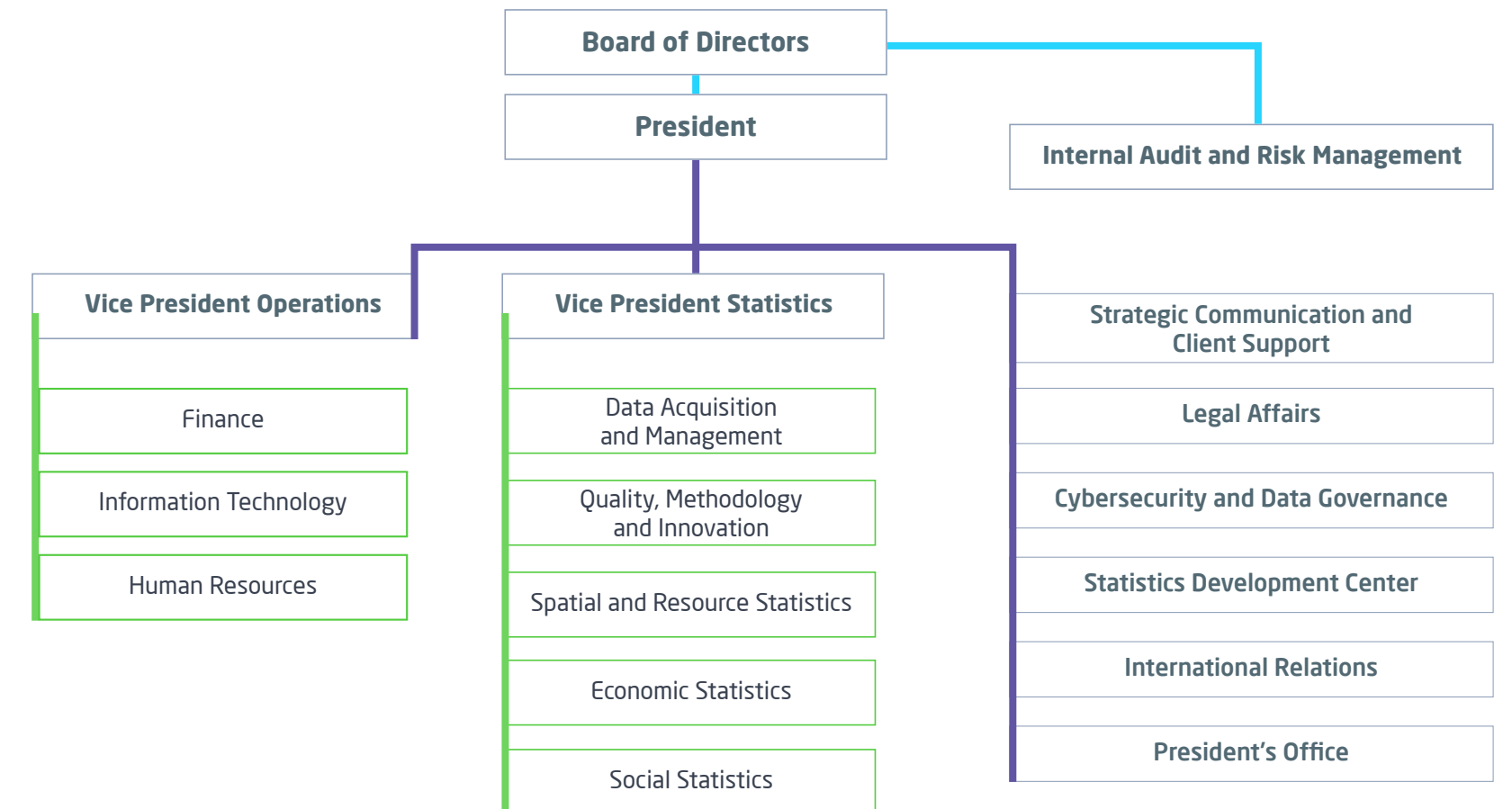
The Committee shall provide the Board with independent and objective advice on the efficiency of GASTAT management procedures with regard to the following aspects. Below are the main functions and competencies of the Committee:

1. Risk management.
2. Financial Reporting.
3. Internal Audit.
4. Auditor.
5. Compliance.



○ GASTAT Organizational Structure:

GASTAT is seeking to achieve integration between its organizational structure and transformation initiatives and projects in all its activities, taking into account any new changes in those activities within GASTAT or in its external environment, based on previous observations of the Esteemed Saudi Shura Council on GASTAT organizational structure, and also based on a number of other developments. A vision was raised for developing the organizational structure to be commensurate with the current stage of statistical transformation, and it has been approved and implemented. The following is the currently approved GASTAT organizational structure as of September 1, 2021:



Human Resources

The following are the main human resources activities during 2023:

1. Completing the occupational transformation project by 100%.
2. Updating the organizational structure according to business requirements and alignment with the workforce plan.
3. Developing the human resources strategy.
4. Updating all job descriptions.
5. Approving human resources regulations, policies, and procedures.
6. Achieving the employment target based on modern work patterns in alignment with the National Employment Plan Initiative.
7. Developing and approving the statistical survey business governance manual.
8. Implementing the training plan for 2023 by 100%, training 98% of GASTAT employees, with a quality of training reached 92%.
9. Providing diversity in training programs, through contracting with an electronic platform to provide training programs for GASTAT employees, amounting to about 18,000 training courses.
10. Providing a platform for GASTAT employees to meet with experts in specialized fields related to GASTAT business through implementing the Knowledge Hour Program.
11. Approving human resources frameworks and regulations, including (behavioral and leadership competencies, and performance management for 2023).
12. Implementing awareness-raising campaigns and communication activities for GASTAT employees by 100%.



13. Developing and fully automating the internal procedures related to human resources (including recruitment, operations, and services).
14. Providing candidates for vacant positions, in addition to providing employees for flexible work and the statistical call center.
15. Providing services and operations to GASTAT employees in accordance with approved procedures.



Number of Scholarship Recipients, Graduates, and Trainees for the Fiscal Year 2023:

Data	Scholarship/Deputation			Graduates			Specialty
	Target Number	Actual Number	Percentage of Actual to Target In the Number of Scholarship/ Recipients	Target Number	Actual Number	Percentage of Actual to Target In the Number of Graduates	
PhD	2	2	100%				Applied Mathematics and Biostatistics
Total	2	2					

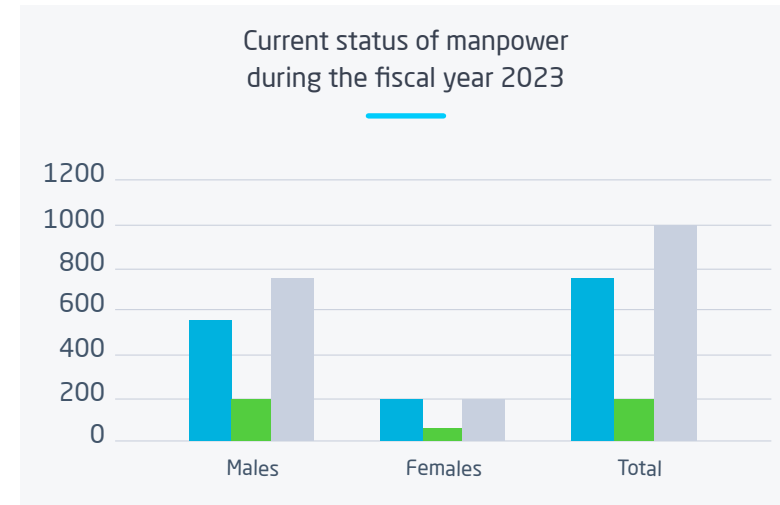
Number of Attendants Enrolled in Training Programs for the Fiscal Year 2023:

Data	Enrolled		Percentage of Achieved to Target
	Target	Achieved	
Management Courses	756	748	99%
Professional Courses	10	10	100%
Technical Courses	756	739	98%
Others			
Total	1522	1497	98.3%

Current Human Resources Situation for the Fiscal Year 2023:

Job Category	Total Jobs						Numbers				
	Approved For the Current Fiscal Year	Occupied Jobs at the End of the Current Fiscal	Percentage of Occupied Jobs To Approved	Occupied Jobs at the End of the Previous Fiscal Year	Change in the Workforce	Job Vacancies at the End of the Current Fiscal Year	Promotions	Appointments	Leaved	Retirement	Termination
Officials	1014	246	24%	276	-	768	63	-	13	15	2
Retired	1015	769	76%	764	1%	246	-	88	79	-	2

Categories	Number of Male Employees	Number of Female Employees	Total	Percentage of Male Employees	Percentage of Female Employees
Retired	539	238	777	69%	31%
Civil Service, Employees, and Wage Item	236	11	247	96%	4%
Total	775	249	1024	76%	24%

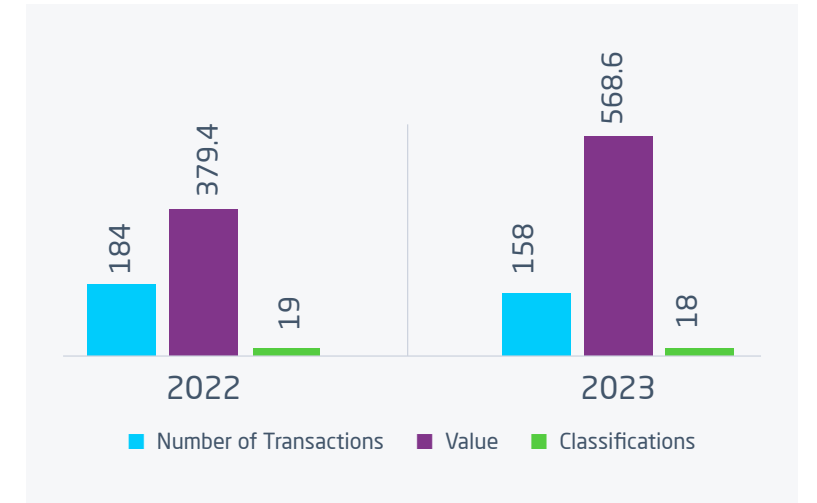


Procurement

The Procurement Department has supported GASTAT strategy, met its needs and its branches' needs for various types of projects and supplies, and managed procurement activities and relationships with suppliers, in accordance with the relevant laws, regulations, instructions, and decisions.

• Most Prominent Activities of the Procurement Department for the Fiscal Year 2023:

1. Enhancing the governance of Procurement Department procedures.
2. Activating the digital contracting service.
3. Increasing the efficiency of existing contracts by leveraging them in line with developments.
4. Supporting GASTAT strategic initiatives.
5. Increasing the percentage of procurement by 51% in comparison with the previous fiscal year 2022.



Procurement Transactions for the Fiscal Year 2023

Details	Item
Total Number of Transactions Carried Out for Procurement	158 Transactions
Total Amounts of Procurement Transactions	SAR 568,569,688.99
Number of Procurement Classifications	18 Classifications
Number of Departments Owning Projects	14 Departments



Conclusion

During 2023, GASTAT has experienced many developments, whether in field survey methodologies or in terms of working with partners in many agencies in the government and private sectors, which was reflected remarkably and positively in the production of statistical data and indicators, as the results of the first stage of the General Population and Housing Census were announced after processing and analyzing the data for this stage, and work on processing the data for the second stage of such census was continued.

GASTAT has continued to provide more statistical products, whether monthly, quarterly, or annually, the most important of which are: CPI, WPI, APGS, REPI, IPI, Labor Market Statistics, National Accounts and Rapid Estimates of the Real GDP growth Rate, Living Conditions Statistics, and other statistical data and indicators. GASTAT also developed a number of statistical products during 2023.

This annual report has reviewed in precise detail the most prominent surveys, publications, indicators, and statistical products provided by GASTAT during 2023. It has also reviewed the projects carried out by GASTAT, including the World Bank Project that aims to improve surveys and statistical products in line with international statistical practices in this industry. It has

also reviewed the most significant data collection and management activities, the most significant work of the Statistical Development Center, and the efforts of non-statistical departments in GASTAT and their most prominent work in 2023.

Finally, the report has reviewed the major challenges that GASTAT faced, its path in statistical work during 2023, and how it overcame them. It has also reviewed the most significant ambitions and expectations in the path of GASTAT statistical work and its hopes and plans for 2024.

In conclusion, we hope that this report has presented a precise and clear picture of the efforts made by GASTAT, the work it has undertaken, and the achievements it has achieved during the previous fiscal year (2023). We pray to God Almighty that GASTAT will continue its development process with full force, invest its potential and the energies of its large human resources, and employ them to achieve more significant achievements that contribute to making GASTAT one of the most prominent and major official statistical agencies around the globe.

stats.gov.sa

  @Stats_Saudi

 stats.saudi

 Gastat