

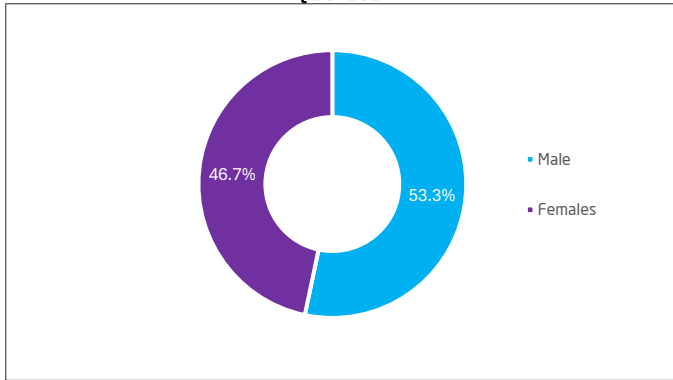
Number of Umrah performers increases by 27.6% in Q2 of 2024

The total number of Umrah performers reached 10,517,558 in Q2 of 2024, with an increase of 27.6% compared to the same quarter of the previous year. The percentage of males among them was 63.4%, while the percentage of females was 36.6% of the total Umrah performers during the quarter. Saudi Umrah performers accounted for 22.0% of the total Umrah performers in Q2 of 2024.

Number of external Umrah performers exceeds 2.3 million in Q2 of 2024

The total number of external Umrah performers was 2,378,576 in Q2 of 2024, with a decrease of 3.9% compared to Q2 of 2023. The number of males among them was 1,266,966 with a percentage of 53.3%, while the number of females was 1,111,610 with a percentage of 46.7% of the total external Umrah performers during Q2 of 2024 (Figure 1).

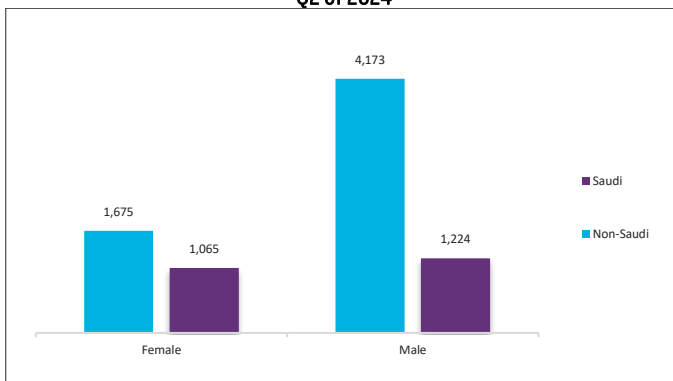
Figure1. Distribution of external Umrah performers by sex (%) Q2 of 2024



Number of internal Umrah performers exceeds 8.1 million in Q2 of 2024

The total number of internal Umrah performers was approximately 8,138,982 in Q2 of 2024, with an increase of 41.1% compared to the corresponding quarter of 2023. The number of Saudi Umrah performers among them was 2,289,909 with a percentage of 28.1%, while the number of non-Saudi Umrah performers was 5,849,073 with a percentage of 71.9% of the total Umrah performers during Q2 of 2024. The number of internal male Umrah performers recorded about 5,397,540 with a percentage of 66.3%, while the number of females recorded about 2,741,442 with a percentage of 33.7% of the total Umrah performers during Q2 of 2024 (Figure 2).

Figure2. Distribution of internal Umrah performers by sex and nationality (number in thousands) Q2 of 2024



April has the most internal and external Umrah performers during Q2 of 2024

April recorded the highest number of external Umrah performers at 1,242,004 an increase of 52.2% compared to the other months, whereas June was the lowest month, with 419,237 with a percentage of 17.6%. On the other hand, April recorded the highest number of internal Umrah performers with 5,977,542 accounting for 73.4% of the total internal Umrah performers during Q2 of 2024.

About 76% of external Umrah performers arrive through airports during Q2 of 2024

The results indicated that 75.9% of external Umrah performers arrived through airports, 23.7% arrived through land ports, and 0.4% arrived through seaports of the total external Umrah performers during Q2 of 2024.

Umrah performers (30 - 39 years) represent the highest percentage of internal Umrah performers during Q2 of 2024

Umrah performers (35-44 years) represented the highest percentage of external Umrah performers in Q2 of 2024, accounting for 19.9% of the total external Umrah performers. While Umrah performers (65+) represented the lowest percentage of external Umrah performers during the same quarter, with a percentage of 7.7% of the total of external Umrah performers. On the other hand, Umrah performers (30 - 39 years) represented the highest percentage of internal Umrah performers during Q2 of 2024, accounting for 29.0%.

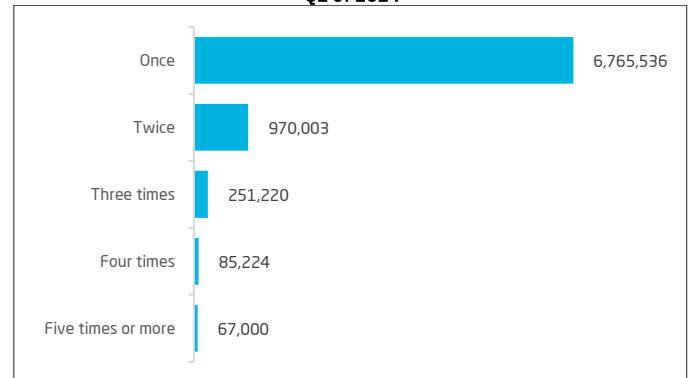
Makkah Region records the highest number of internal Umrah performers during Q2 of 2024

Makkah Region recorded the highest number of internal Umrah performers during Q2 of 2024, with 5,675,783, accounting for 69.7% of the total internal Umrah performers. This was followed by Riyadh Region with 874,994 accounting for 10.8%. Northern Border Region had the lowest number of Umrah performers, with 16,032, accounting for 0.2% of the total internal Umrah performers during Q2 of 2024.

Approximately 7 million internal Umrah performers perform Umrah once during Q2 of 2024

The number of internal Umrah performers who performed Umrah once was approximately 6,765,536, with males accounting for 66.1% and females for 33.9%. April had the highest percentage of internal Umrah performers who performed Umrah once, with 81.6% of the total internal Umrah performers who performed Umrah once during Q2 of 2024. (Figure 3)

Figure3. Distribution of internal Umrah performers by Umrah times (number) Q2 of 2024



More than 61% of external Umrah performers arrive through Umrah visas during Q2 of 2024

The results showed that 61.3% of external Umrah performers arrived through Umrah visas, while 26.7% arrived through other visas. Additionally, 9.9% arrived through electronic visit visas. As for the Umrah performers who arrived through Gulf visas, their percentage reached 2.1% of the total external Umrah performers during Q2 of 2024.

Key indicators of Umrah

Indicators	Unit	Q2 of 2024
Internal Umrah performers	Number	8,138,982
External Umrah performers		2,378,576
Total Umrah performers		10,517,558

Source: [tables](#).

Methodology and Quality

Umrah statistics are released quarterly starting from 2024, displaying the numbers and percentages of internal and external Umrah performers based on register-based data of the Pilgrim Experience Program in addition to the approved statistical models. [For more details, Methodology and Quality](#)