

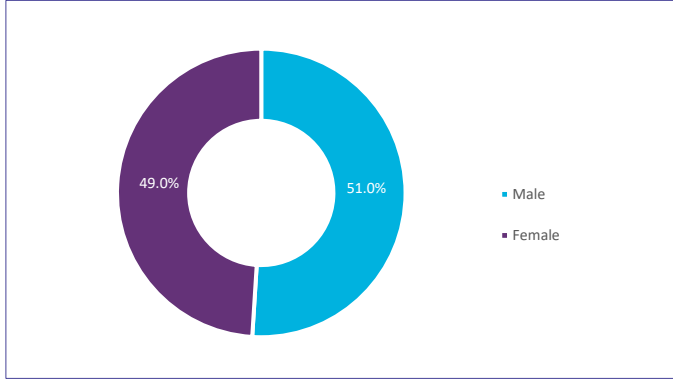
## Number of Umrah performers increases by 35.0% in Q3 of 2024

The total number of Umrah performers reached 6,254,751 in Q3 of 2024, with an increase of 35.0% compared to the same quarter of the previous year. The percentage of males among them was 57.4%, while the percentage of females was 42.6% of the total Umrah performers during the quarter. Saudi Umrah performers accounted for 10.7% of the total Umrah performers in Q3 of 2024.

### Number of external Umrah performers exceeds 3.3 million in Q3 of 2024

The total number of external Umrah performers was 3,348,512 in Q3 of 2024, with an increase of 29.2% compared to Q3 of 2023. The number of males among them was 1,707,514 with a percentage of 51.0%, while the number of females was 1,638,743 with a percentage of 49.0% of the total external Umrah performers during Q3 of 2024 (Figure 1).

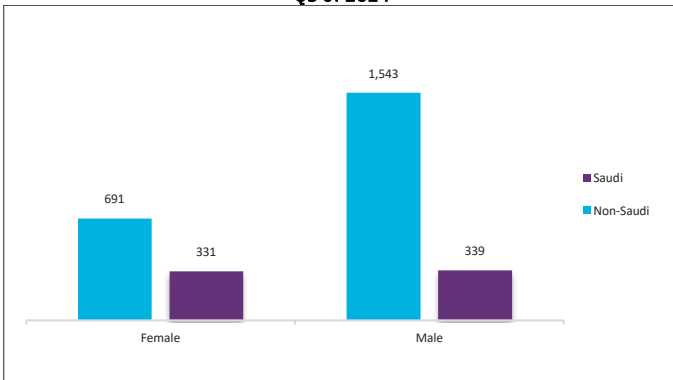
Figure1. Distribution of external Umrah performers by sex (%) Q3 of 2024



### Number of internal Umrah performers exceeds 2.9 million in Q3 of 2024

The total number of internal Umrah performers was approximately 2,906,239 in Q3 of 2024, with an increase of 42.4% compared to Q3 of 2023. The number of Saudi Umrah performers among them was 671,729 with a percentage of 23.1%, while the number of non-Saudi Umrah performers was 2,234,510 with a participation rate of 76.9% of the total Umrah performers during Q3 of 2024. The number of internal male Umrah performers recorded about 1,883,199 with a percentage of 64.8%, while the number of females recorded about 1,023,040 with a percentage of 35.2% of the total Umrah performers during Q3 of 2024 (Figure2).

Figure2. Distribution of internal Umrah performers by sex and nationality (number in thousands) Q3 of 2024



### September has the most internal and external Umrah performers during Q3 of 2024

September recorded the highest number of external Umrah performers at 1,256,231 with an increase of 37.5% compared to the other months, whereas July was the lowest month, with 900,497 with a percentage of 26.9%. As August recorded the highest number of internal Umrah performers with 1,170,681 accounting for 40.3% of the total internal Umrah performers during Q3 of 2024.

### More than 80% of external Umrah performers arrive through air ports during Q3 of 2024

The results indicated that 77.7% of external Umrah performers arrived through airports, 22.0% arrived through land ports, and 0.3% arrived through seaports of the total external Umrah performers during Q3 of 2024.

### Makkah Region records the highest number of internal Umrah performers during Q3 of 2024

Makkah Region recorded the highest number of internal Umrah performers during Q3 of 2024, with 2,100,396, accounting for 72.3% of the total internal Umrah performers. This was followed by Riyadh Region with 299,621 accounting for 10.3%. Northern Border Region had the lowest number of Umrah performers, with 4,410, accounting for 0.2% of the total internal Umrah performers during Q3 of 2024.

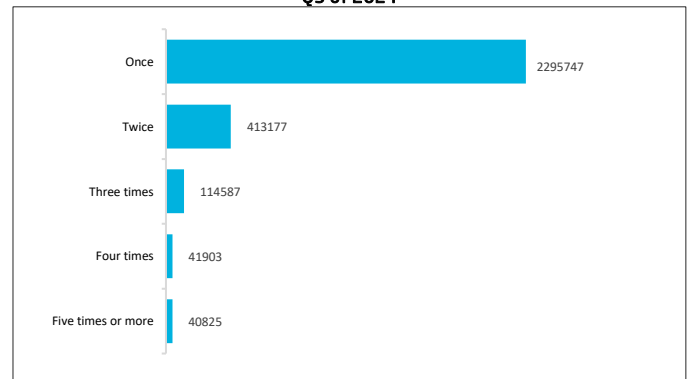
### Umrah performers (30 - 39 years) represent the highest percentage of internal Umrah performers during Q3 of 2024

Umrah performers (35-44 years) represented the highest percentage of external Umrah performers in Q2 of 2024, accounting for about 17.6% of the total external Umrah performers. While Umrah performers (65+) represented the lowest percentage of external Umrah performers during the same quarter, with a percentage of 9.2% of the total of external Umrah performers, and Umrah performers (30 - 39 years) represented the highest percentage of internal Umrah performers during Q3 of 2024, accounting for 29.2%.

### More than 2 million internal Umrah performers perform Umrah once during Q3 of 2024

The number of internal Umrah performers who performed Umrah once was approximately 2,295,747, with males accounting for 64.0% and females for 36.0%. August had the highest percentage of internal Umrah performers who performed Umrah once, with 40.1% of the total internal Umrah performers who performed Umrah once during Q3 of 2024. (Figure 3)

Figure3. Distribution of internal Umrah performers by Umrah times (number) Q3 of 2024



### More than 60% of external Umrah performers arrive through Umrah visas during Q3 of 2024

The results showed that 60.8% of external Umrah performers arrived through Umrah visas, while 29.7% arrived through other visas. Additionally, 6.6% arrived through electronic visit visas, and 2.9% arrived through Gulf visas of the total external Umrah performers during Q3 of 2024.

#### Key indicators of Umrah

Indicators	Unit	Q3 of 2024
Internal Umrah performers	Number	2,906,239
External Umrah performers		3,348,512
Total Umrah performers		6,254,751

Source: [tables](#).

#### Methodology and Quality

Umrah statistics are released quarterly starting from 2024, displaying the numbers and percentages of internal and external Umrah performers based on register-based data of the Pilgrim Experience Program in addition to the approved statistical models. [For more details, Methodology and Quality](#)