



الهيئة العامة للإحصاء
General Authority for Statistics

Survey of construction Activity 2017



Contents

S	Subject	Page Number
1	Content	1
2	Introduction	2
3	Survey Key Features	3
4	Definitions and Concepts	6
6	Survey Results	10



Introduction

Starting from message of general authority of statistics, which represented to provide products and updated statistical service with added value distinguished by accuracy, comprehensiveness and credibility. In accordance with the best in standards and international practices and leadership in developing the statistical.

Sector to support make decision and to achieve the vision of the authority represented to be statistical reference that be more distinguishing and development to support economic and social development in Saudi Arabia the authority has developed all statistical products to blend procedures dependency working by international organizations to the development of statistical products.

One of these products' is construction activity and building survey, which is an annual continuous uniform scientific study of the characteristics and components of construction work for buildings and construction work for civil engineering and specialized construction activities as part of the construction process.

The general authority of statistics is providing this publication in the hope that the Received data will be help researchers, policy makers and investors. As progress the authority thanks to all the partners, entities and establishments place of study, which cooperated in providing the data and information necessary for the preparation and publication of this publication.

General Organization for Statistics

General Directorate of Industry and Business Statistics

Business Statistics Department



2017



The main features of the survey

Firstly, Target of the survey

Knowing proportion of contributed Construction and building Sector in the Totally resident result

identifying the number of mean workers in the sector based on nationality

identifying at compensation of workers (shares worker's monetary salary)

identifying productivity worker from total productivity

identifying the Growth rate of the construction sector

saving data to contribute of knowing size construction sector in the residential economics

- Knowing the proportion of contributed Construction and building Sector in the Totally resident result.
- Identifying the number of mine workers in the sector based on nationality.
- Identifying at compensation of workers (shares worker's monetary salary).
- Identifying productivity, worker from total productivity.
- Identifying the Growth rate of the construction sector.
- Saving data to contribute of knowing size, the construction sector in the residential economy.

Secondly, facing befits

To benefit of the data in construction activity and building survey to support making decisions and planning, market work in Saudi Arabia, where to help inductor's survey to set programming and planning that goes to saving chance of working reducing unemployment.

Thirdly, Comprehensive survey.

To include all comprehensive economics establishments of classification's construction activity at (ISIC-4) on the level in Saudi Arabia, which include construction of buildings for civil engineering and specialized construction activities.

Fourthly, Sampling unit

To determine the sampling unit, establish as sampling unit to be draw in sampling design survey stage.



2017



Fifthly, Sampling survey.

Based on general census form for facilities in 2010 to choose sampling units Which have been updated in 2015 where have been the frame divided into four categories from where facilities size. The purposing of choosing sampling unites survey as following:

- Facilities the small infinite to small including all facilities that number of workers consistent of 1-5 worker
- Facilities small size including all facilities that number of workers consistent of 6-49 worker
- Facilities medium size including all facilities that number of workers consistent of 50-249 worker
- Facilities big size including all facilities that number of workers consistent of more than 250 workers

Sixthly, Determine of Variables and definitions

We have done in this step the determine of variables and indicators that we want to conclude at getting result if survey such as

Variables / Indicators	Equation
Inventory value at the end of the year:	Inventory value at the beginning of the year - annual depreciation Additions - Exclusions (+/-) Change resulting from revaluation of assets + other changes. (-/+)
Financial liabilities Beginning and end) of the year):	Total non-financial assets + total financial assets (beginning and end of year).
The user of the goods and services:	Buyer + first-time stock - last-time stock - sold



Seventhly, Data quality

Data quality guarantee which has reviewed and accredited obtained data in two stages

First stage:

During collecting data and these done by following up in all office and field stage and complete confirming in collecting data as required form

1- Developing and preparing various software for checking data and ensuring its correctness and accuracy.

2 - Ensure the arrival of the researcher to the desired site and adhere to the exact time.

3 - A team of specialists in the central administration and branches and offices of the Commission to conduct frequent periodic visits to each of the search cities according to a specific time schedule, the quality sample is automatically withdrawn at the level of the city and researcher.

Second Stage: After publication of the data, the Public Authority for Statistics, after publishing the data, will review all comments and observations received from customers and beneficiaries in order to benefit from the improvement of the quality of data in the future. The Authority also holds workshops after the publication of data to discuss the problems encountered in the process of data collection and take the necessary action to avoid them in future surveys.

Eighthly, Training

A training program was held for all survey workers, which included the definition of the objectives of the survey, the method of collecting data and how to deal with the establishments. It also provided a detailed explanation of all possible questions.





Definitions and Concepts

Facility

It is a working economic unit that has legal entity steady location which engaged in a certain economic activity owned by a person or group of people or company or a semi-governmental sector or an institution which is a small economic unit that saving her data at workers and their financial compensation in addition to expenses and revenues and Capital Formations

Economic activity

All practiced or provided institute insinuation of adumbrative or services to achieve a return and sometimes do not reap the institution of its work materially as in the case of charities that rely on donations. The main activity of each institution was identified in the survey by a six-digit economic classification code.

Workers

All individuals (Saudi, non-Saudi) which have done their work in institute exactly with fees or without fees Employers or their dependents or employees, whether employed as full time or part thereof, whether permanent or temporary, whether male or female, regardless of whether their wages are paid on a daily, weekly or monthly basis, and includes partners and members of joint stock companies, Boards and members, as well as employees with paid leave.

- **Construction and construction workers**

Are all directly involved in the implementation of construction and construction or related activities. Workers were classified as permanent workers, generally unskilled workers, construction workers, plumbers, carpenters, ironworkers, electric workers, and machinery and equipment operators.

- **Compensation of employees**

All amounts payable periodically by the Corporation to its employees during the year include wages and salaries for normal working hours and fixed allowances, in addition to all types of benefits and allowances such as housing and social insurance





Salaries and wages

Are all cash payments that are paid in a manner periodically of before facilities for workers that return to normal hours' work and given its steady allowances before Procedure deductions from before the owner work

Operating expenses

Performing all you spend in the institute since economic activity Practice that you doing either be sale in the same year or drawn from a store that has sale in previous years.

Productive workers

Are size or number units that produce in the specific interval workers, which also defined Efficiency standard, which transfer the facility inputs and outputs.

Occupation

Are the type of the main work that workers practice which spend in most time through time interval.

Project

Are activity used in specific resources and spend for the money to get expected benefit during the specific interval time.

Prime materials

Are all the materials which used in the process produced at operation facility and establish building and different facilities in general and some of them iron and wood and aluminum and cement and concrete... etc.

Commodity Supplies

Are all valuable local goods Supplies used Imported and from either inner in Installation commodity produced (Prime materials) or Necessary for their production as well as office tools, Spare parts, fuel and oils and Electricity and water consumption costs... etc.

• Service supplies

Are the values of all the services provided by the establishment in its business, such as post and telephone costs, training expenses, assignment and travel expenses, rental of machinery and equipment, rental of buildings and non-agricultural land



2017



Change in assets and liabilities

The carrying amount of the asset (s) and the changes in the form of additions purchased, self-produced less sales or excluded from these assets and the annual depreciation value.

Industrial services from third parties

Means all that the establishment spent on the purchase of industrial services from third parties such as obtaining industrial installations and works provided by industrial companies for the necessary construction and construction required.

Industrial services provided to others

Means all that the entity obtained from the provision of industrial services to others, such as the provision of industrial installations and works necessary for the completion of construction and construction required of other companies.

Value of what was implemented during the year

Is the value of the contracts for the construction works in force that have been completed by the establishment within one year.

Modern construction techniques

The modern technologies used in construction include technology (solar energy, three-dimensional printing, three-dimensional model) and technical software used in building design (advanced electronic software)



2017



Design survey form

The questionnaire included a set of questions divided into several main sections. The design of the form took into account international recommendations, standards and definitions issued by the United Nations. It was considered that the form contains all data and information that meet the objectives of the survey.

The questionnaire was divided into several sections by subject to increase the efficiency of the form in achieving the technical specifications of the field work stage. The questions were reworded to direct the interviewer in order to unify the question-directing mode by the researchers, which leads to the consistency of the answers.

The most important items of the form include the following:

1. The main economic activity
2. The details of his record of the establishment
 - A. Average number of employees during the year
 - B. Occupations of employees during the year
 - C. Working hours for workers
3. Compensation of employees payable during the year
4. Share of ownership of capital
5. Projects carried out during the year
6. User's value of raw materials and raw materials in the construction activity
7. Commodity inputs
8. Service requirements
9. Operating income
10. Change in assets and liabilities
11. Salaries and wages
12. Benefits allowances



2017



Survey results

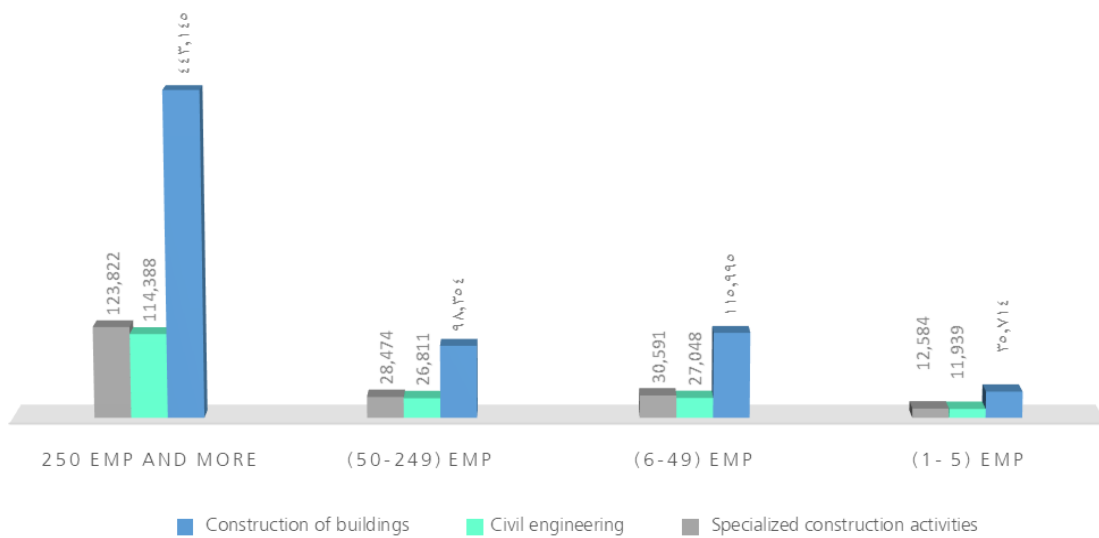
عدد المشتغلين حسب النشاط الاقتصادي وفئة حجم المنشأة
establishment size of & Number of employees by economic activity

Economic activity	الجملة	مشتغل فأكثر 250	مشتغل 249-50	مشتغل 49-6	مشتغلين 5-1	النشاط الاقتصادي	
	Total	250 emp and more	(50-249) emp	(6-49) emp	(1-5) emp		
41 Construction of buildings	693,207	443,145	98,354	115,995	35,714	تشيد المباني	41
42 Civil engineering	180,186	114,388	26,811	27,048	11,939	الهندسة المدنية	42
43 Specialized construction activities	195,472	123,822	28,474	30,591	12,584	أنشطة التشيد المتخصصة	43
total	1,068,865	681,356	153,638	173,633	60,237	الجملة	



2017

NUMBER OF EMPLOYEES BY ECONOMIC ACTIVITY & SIZE OF ESTABLISHMENT





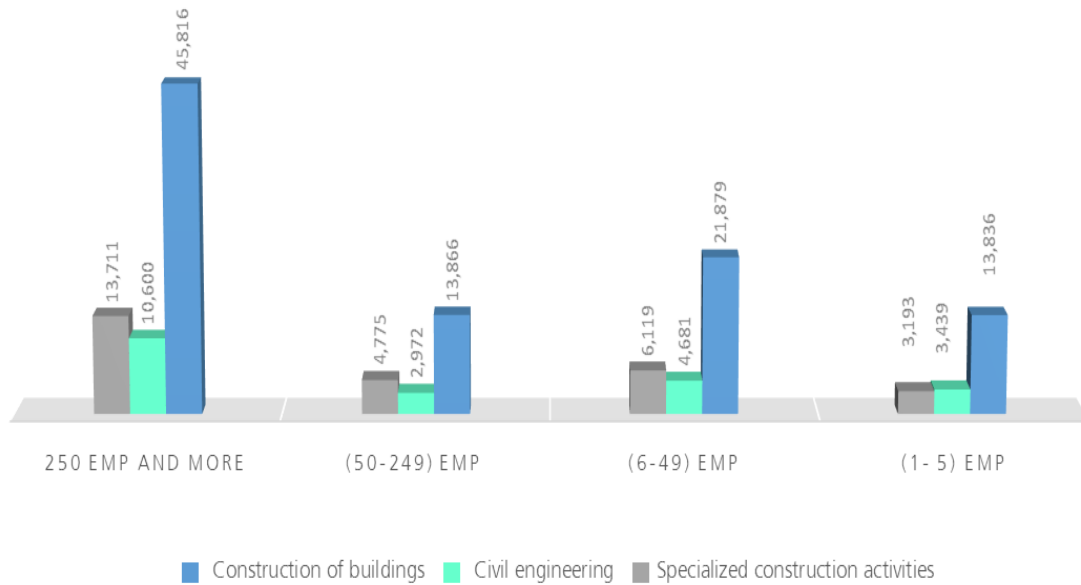
عدد المشتغلين السعوديين حسب النشاط الاقتصادي وفئة حجم المنشأة Number of Saudi employees by economic activity & size of establishment

Economic activity	الجملة	مشتغل فأكثر 250	مشتغل 249-50	مشتغل 49-6	مشتغلين 5-1	النشاط الاقتصادي	
	Total	250 emp and more	(50-249) emp	(6-49) emp	(1-5) emp		
41 Construction of buildings	95,397	45,816	13,866	21,879	13,836	تشيد المباني	41
42 Civil engineering	21,692	10,600	2,972	4,681	3,439	الهندسة المدنية	42
43 Specialized construction activities	27,798	13,711	4,775	6,119	3,193	أنشطة التشيد المتخصصة	43
total	144,887	70,127	21,613	32,679	20,468	الجملة	



2017

NUMBER OF SAUDI EMPLOYEES BY ECONOMIC ACTIVITY & SIZE OF ESTABLISHMENT

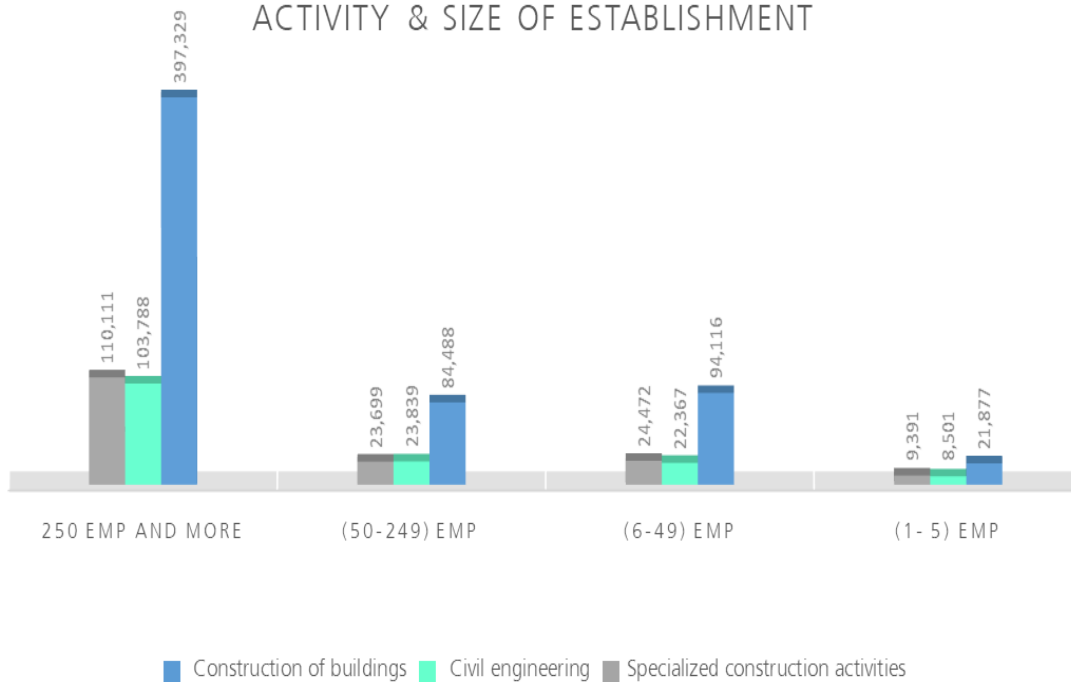




عدد المشتغلين غير السعوديين حسب النشاط الاقتصادي وفئة حجم المنشأة Number of non-Saudi employees by economic activity & size of establishment

Economic activity	الجملة	250مشتغل فأكثر	249-50مشتغل	49-6مشتغل	5-1مشتغلين	النشاط الاقتصادي
	Total	250 emp and more	(50-249) emp	(6-49) emp	(1-5) emp	
41 Construction of buildings	597,810	397,329	84,488	94,116	21,877	تشيد المباني 41
42 Civil engineering	158,495	103,788	23,839	22,367	8,501	الهندسة المدنية 42
43 Specialized construction activities	167,674	110,111	23,699	24,472	9,391	أنشطة التشيد المتخصصة 43
total	923,978	611,228	132,026	140,954	39,769	الجملة

NUMBER OF NON-SAUDI EMPLOYEES BY ECONOMIC ACTIVITY & SIZE OF ESTABLISHMENT

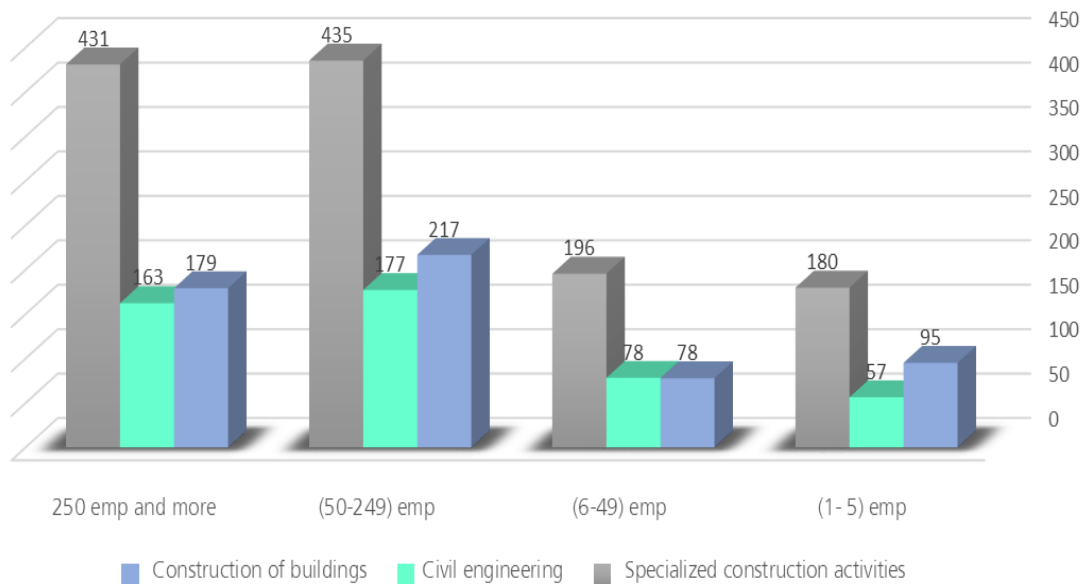




معدل إنتاجية المشتغل حسب النشاط الاقتصادي وفئة حجم المنشأة
Average productivity of employees by economic activity and size of establishment
(آلاف الريالات Thousand SR)

Economic activity	الجملة	250مشتغل فأكثر	249-50مشتغل	49- 6مشتغل	5-1مشتغلين	النشاط الاقتصادي	
	Total	250 emp and more	(50-249) emp	(6-49) emp	(1- 5) emp		
41 Construction of buildings	163	179	217	78	95	تشيد المباني	41
42 Civil engineering	145	163	177	78	57	الهندسة المدنية	42
43 Specialized construction activities	379	431	435	196	180	أنشطة التشيد المتخصصة	43
total	200	222	250	99	105	الجملة	

Average productivity of employees by economic activity and size of establishment

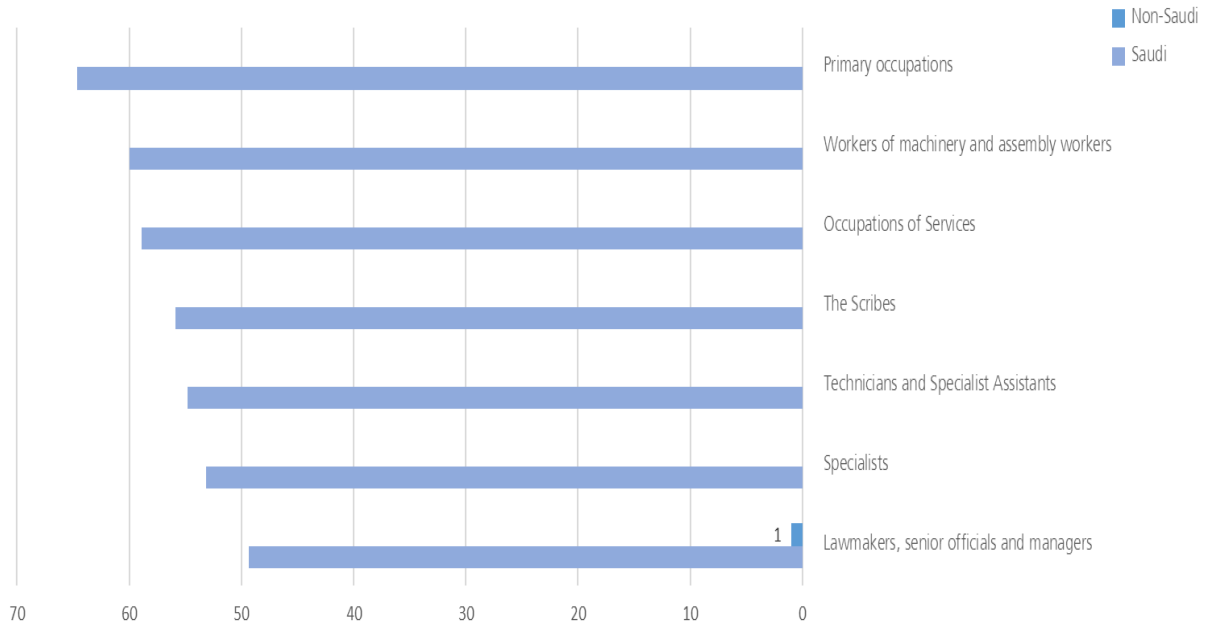




متوسط ساعات العمل الأسبوعية حسب المجموعات الرئيسة للمهن Average weekly working hours by main groups of occupation

Economic activity	غير سعودي	سعودي	المجموعات الرئيسة للمهن	
	Non-Saudi	Saudi		
1 Lawmakers, senior officials and managers	47	49	المشروعون وكبار المسؤولين والمديرون	1
2 Specialists	53	53	الاختصاصيون	2
3 Technicians and Specialist Assistants	57	55	الفتيون ومساعدوا الاختصاصيون	3
4 The Scribes	60	56	الكتابة	4
5 Occupations of Services	64	59	مهن الخدمات	5
6 Workers of machinery and assembly workers	66	60	عمال تشغيل آلات وعمال التجميع	6
7 Primary occupations	71	65	المهن الأولية	7
total	60	56	الجملة	

Average weekly working hours by main groups of occupation





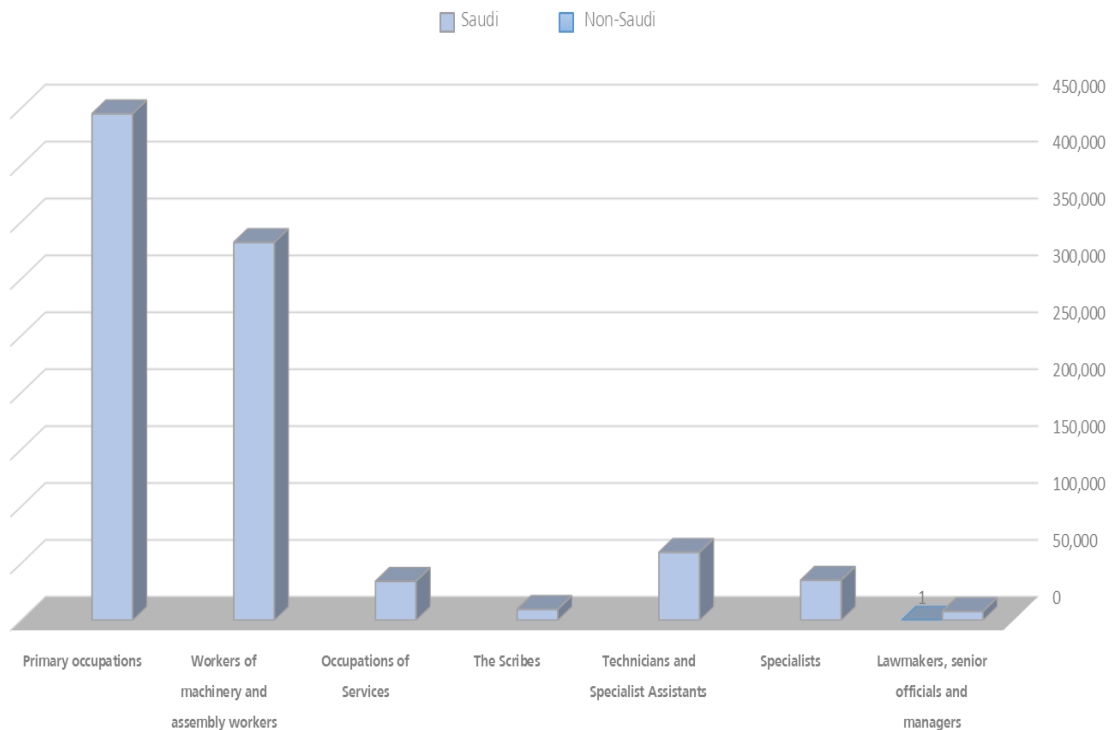
المشتغلون السعوديون وغير السعوديون حسب المجموعات الرئيسية للمهن Saudi and Non-Saudi employees by main groups of occupation

Economic activity	الجملة Total	غير سعودي	سعودي	المجموعات الرئيسية للمهن
		Non-Saudi	Saudi	
1 Lawmakers, senior officials and managers	10,783	7,871	2,912	المشروعون وكبار المسؤولين والمدبرون
2 Specialists	39,645	35,273	4,372	الاختصاصيون
3 Technicians and Specialist Assistants	77,582	59,778	17,804	الفنيون ومساعدوا الاختصاصيون
4 The Scribes	25,011	9,615	15,396	الكتابة
5 Occupations of Services	85,139	34,278	50,861	مهن الخدمات
6 Workers of machinery and assembly workers	383,497	332,069	51,428	عمال تشغيل آلات وعمال التجميع
7 Primary occupations	447,208	445,094	2,114	المهن الأولية
total	1,068,865	923,978	144,887	الجملة



2017

Saudi and Non-Saudi employees by main groups of occupation





الرواتب والأجور حسب النشاط الاقتصادي وفئة حجم المنشأة
establishment size of & Wages and salaries by economic activity
(آلاف الريالات Thousand SR)

Economic activity	الجملة	250مشتغل فأكثر	249-50مشتغل	49-6 مشتغل	5-1 مشتغلين	النشاط الاقتصادي	
	Total	250 emp and more	(50-249) emp	(6-49) emp	(1-5) emp		
41 Construction of buildings	17,458,060	9,142,571	3,080,621	4,098,267	1,136,601	تشيد المباني	41
42 Civil engineering	5,235,670	3,215,939	727,714	971,764	320,253	الهندسة المدنية	42
43 Specialized construction activities	5,664,881	3,567,854	707,413	1,002,051	387,562	أنشطة التشيد المتخصصة	43
total	28,358,611	15,926,364	4,515,748	6,072,082	1,844,417	الجملة	

Wages and salaries by economic activity & size of establishment



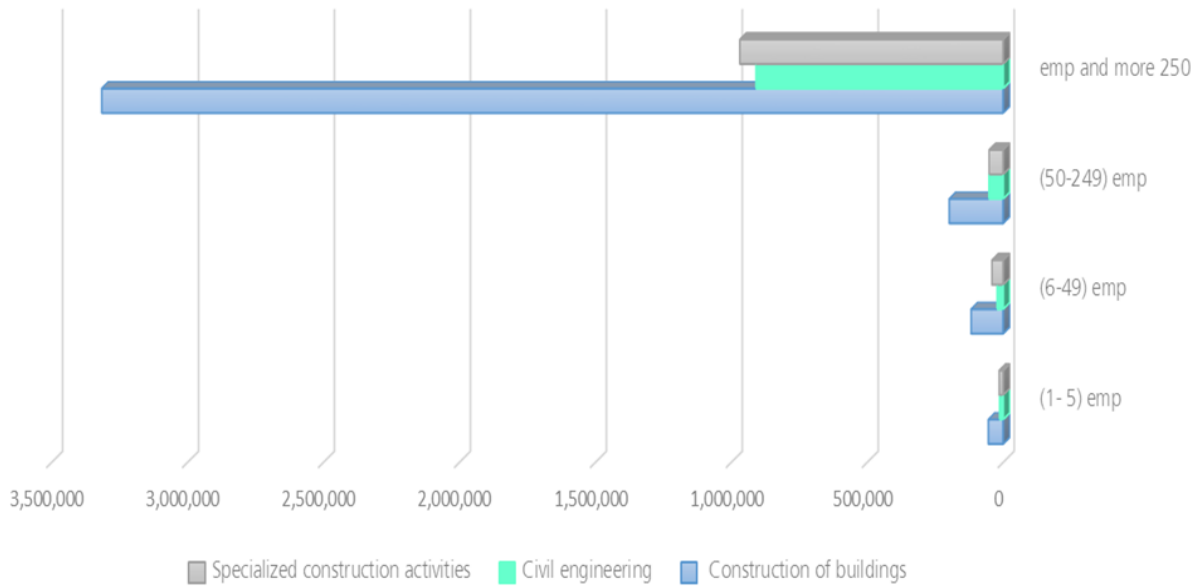


المزايا والبدلات حسب النشاط الاقتصادي وفئة حجم المنشأة
establishment Advantages and allowances by economic activity and size of
(آلاف الريالات Thousand SR)

Economic activity	الجملة	250مشتغل فأكثر	249-50مشتغل	49- 6 مشتغل	5 -1 مشتغلين	النشاط الاقتصادي	
	Total	emp and more 250	(50-249) emp	(6-49) emp	(1- 5) emp		
41 Construction of buildings	3,684,928	3,315,248	198,084	117,458	54,138	تشيد المباني	41
42 Civil engineering	995,196	909,023	51,948	21,607	12,617	الهندسة المدنية	42
43 Specialized construction activities	1,074,464	968,189	51,189	40,836	14,250	أنشطة التشيد المتخصصة	43
total	5,754,587	5,192,460	301,221	179,902	81,004	الجملة	



Advantages and allowances by economic activity and size of
establishment





تعويضات المشتغلين حسب النشاط الاقتصادي وفئة حجم المنشأة
by economic activity and size of establishment Compensation of employees
(آلاف الريالات Thousand SR)

Economic activity	الجملة	250مشتغل فأكثر	249-50مشتغل	49-6مشتغل	5-1مشتغلين	النشاط الاقتصادي
	Total	emp and more 250	(50-249) emp	(6-49) emp	(1-5) emp	
41 Construction of buildings	21,142,988	12,457,819	3,278,705	4,215,725	1,190,739	تشبيد المباني 41
42 Civil engineering	6,230,865	4,124,963	779,662	993,371	332,870	الهندسة المدنية 42
43 Specialized construction activities	6,739,345	4,536,043	758,602	1,042,888	401,812	أنشطة التشبيد المتخصصة 43
total	34,113,198	21,118,824	4,816,969	6,251,984	1,925,421	الجملة



Compensation of employees by economic activity and size of establishment

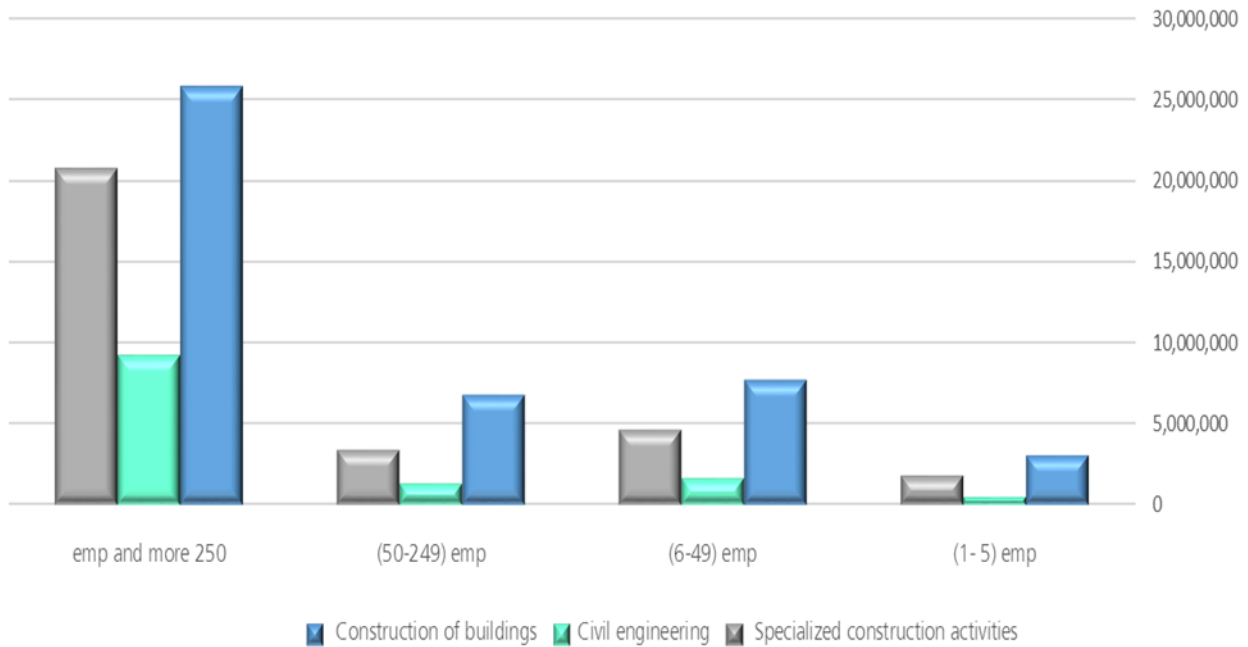




النفقات التشغيلية حسب النشاط الاقتصادي و فئة حجم المنشأة establishment Operating expenditure by economic activity and size of (آلاف الريالات Thousand SR)

Economic activity	الجملة	250مشتغل فأكثر	249-50مشتغل	49-6مشتغل	5-1مشتغلين	النشاط الاقتصادي
	Total	emp and more 250	(50-249) emp	(6-49) emp	(1-5) emp	
41 Construction of buildings	43,609,123	25,868,580	6,859,587	7,774,856	3,106,101	تشيد المباني 41
42 Civil engineering	12,762,632	9,236,517	1,322,150	1,682,884	521,080	الهندسة المدنية 42
43 Specialized construction activities	30,719,048	20,776,042	3,398,477	4,685,219	1,859,310	أنشطة التشيد المتخصصة 43
total	87,090,803	55,881,139	11,580,214	14,142,958	5,486,491	الجملة

Operating expenditure by economic activity and size of establishment



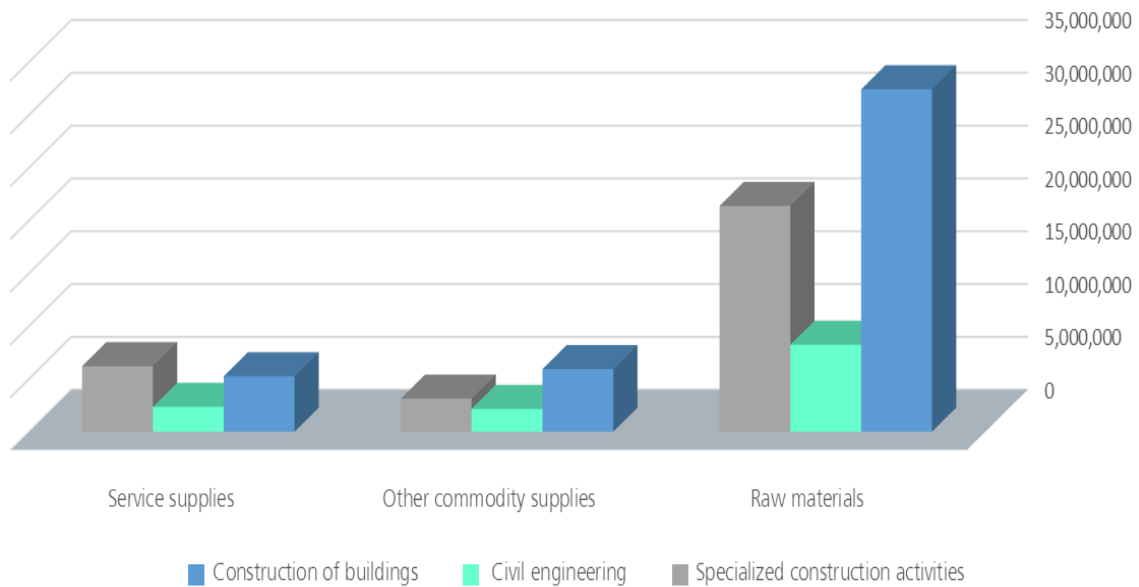


النفقات السلعية والخدمية حسب النشاط الاقتصادي
services classified by economic activity Expenditure on goods and
(آلاف الريالات Thousand SR)

Economic activity	إجمالي النفقات	المستلزمات الخدمية	المستلزمات السلعية الأخرى	المواد الأولية	النشاط الاقتصادي	
	Total expenditure	Service supplies	Other commodity supplies	Raw materials		
41 Construction of buildings	43,609,123	5,254,724	5,927,691	32,426,709	تشيد المباني	41
42 Civil engineering	12,762,632	2,348,879	2,167,526	8,246,227	الهندسة المدنية	42
43 Specialized construction activities	30,719,048	6,208,305	3,127,866	21,382,877	أنشطة التشيد المتخصصة	43
total	87,090,803	13,811,908	11,223,083	62,055,813	الجملة	



Expenditure on goods and services classified by economic activity

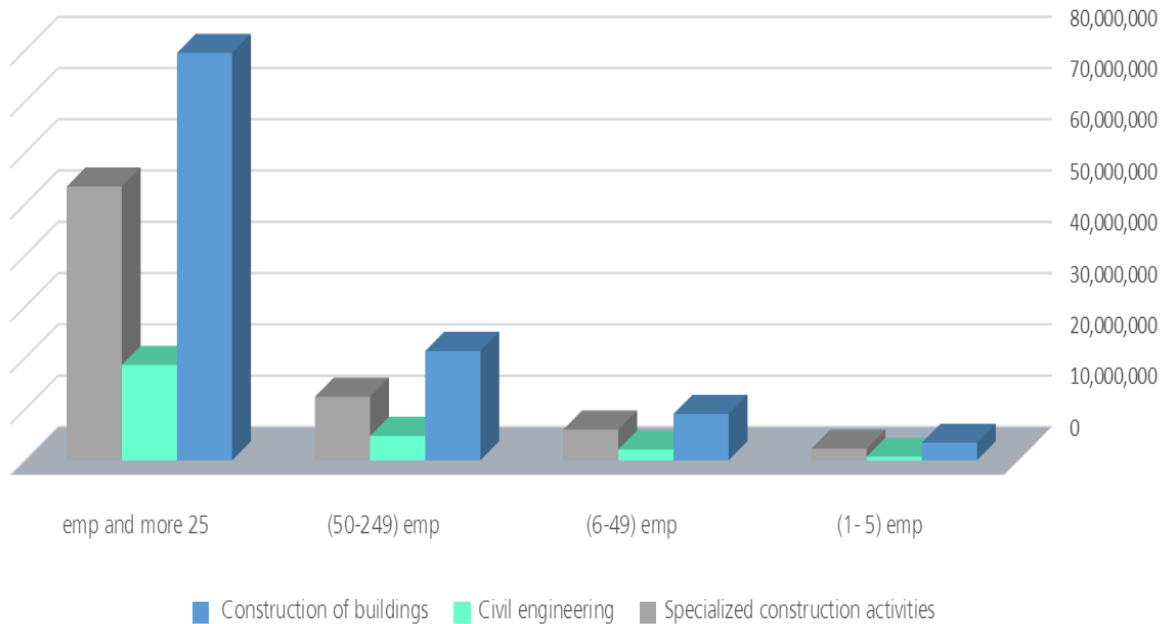




الإيرادات التشغيلية حسب النشاط الاقتصادي و فئة حجم المنشأة size of establishment Operating revenues by economic activity and (آلاف الريالات Thousand SR)

Economic activity	الجملة	250مشتغل فأكثر	249-50مشتغل	49-6مشتغل	5-1مشتغلين	النشاط الاقتصادي	
	Total	emp and more 25	(50-249) emp	(6-49) emp	(1-5) emp		
41 Construction of buildings	113,237,187	79,467,887	21,325,432	9,041,243	3,402,624	تشبيد المباني	41
42 Civil engineering	26,138,798	18,589,183	4,753,611	2,120,188	675,816	الهندسة المدنية	42
43 Specialized construction activities	74,040,438	53,391,583	12,399,521	5,984,113	2,265,222	أنشطة التشبيد المتخصصة	43
total	213,416,423	151,448,653	38,478,564	17,145,544	6,343,662	الجملة	

Operating revenues By economic activity and size of establishment

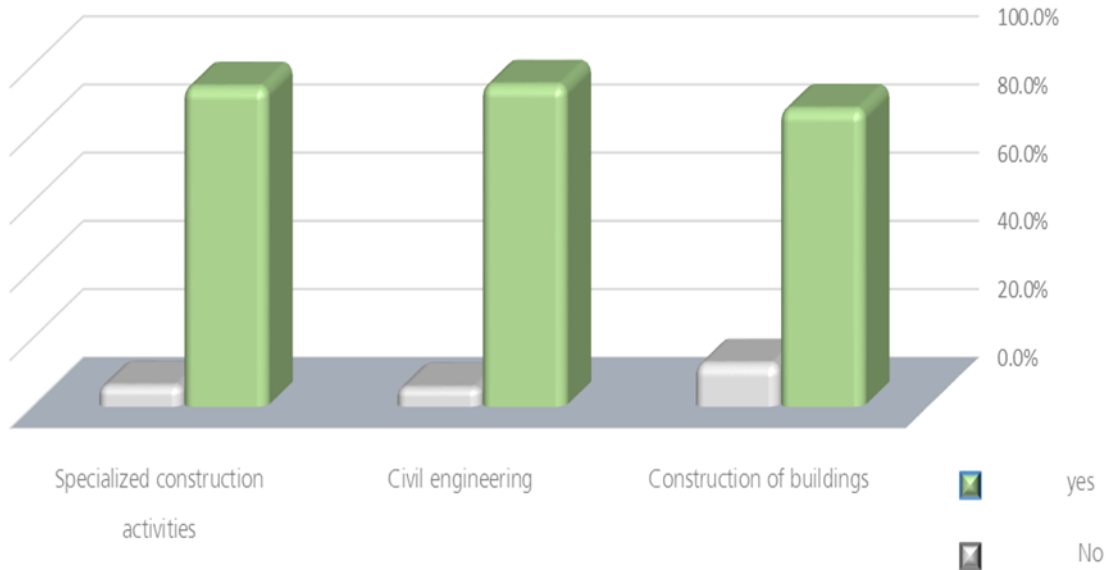




نسبة المنشآت التي لديها دفاتر محاسبية حسب النشاط الاقتصادي
activity Percentage of establishments by accounting records of economic

Economic activity	لا	نعم	النشاط الاقتصادي	
	No	yes		
41 Construction of buildings	12.7%	87.3%	تشيد المباني	41
42 Civil engineering	5.6%	94.4%	الهندسة المدنية	42
43 Specialized construction activities	6.2%	93.8%	أنشطة التشيد المتخصصة	43

Percentage of establishments by accounting records of economic activity

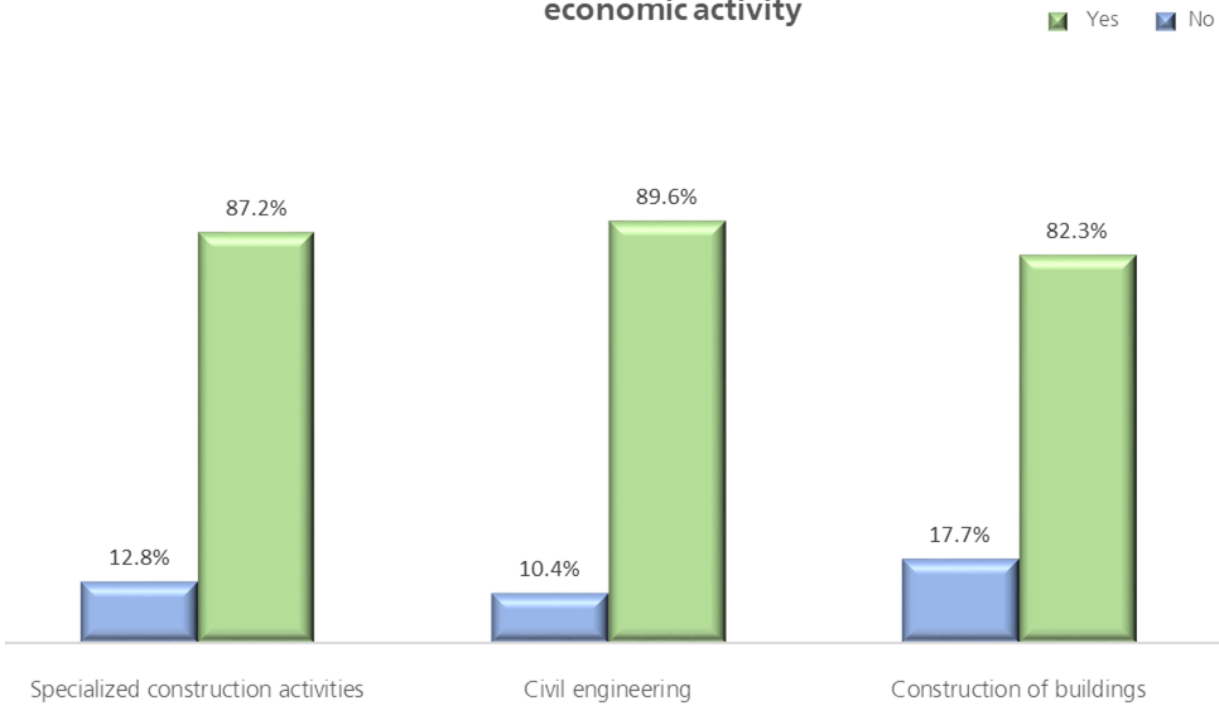




نسبة المنشآت التي تستخدم أنظمة محاسبية إلكترونية حسب النشاط الاقتصادي by economic activity Percentage of establishments using electronic accounting systems

Economic activity	لا	نعم	النشاط الاقتصادي	
	No	Yes		
41 Construction of buildings	17.7%	82.3%	تشديد المباني	41
42 Civil engineering	10.4%	89.6%	الهندسة المدنية	42
43 Specialized construction activities	12.8%	87.2%	أنشطة التشديد المتخصصة	43

Percentage of establishments using electronic accounting systems by economic activity



2017



إجمالي قيمة المشاريع حسب النشاط الاقتصادي والجهة صاحبة المشروع project owner Total value of projects classified by economic activity and (آلاف الريالات Thousand SR)

Economic activity	الجملة Total	Project Owner الجهة صاحبة المشروع			النشاط الاقتصادي	
		أفراد	خاص	حكومي		
		Individuals	Private	governmental		
41 Construction of buildings	314,431,307	52,115,404	103,443,637	158,872,266	تشيد المباني	41
42 Civil engineering	87,614,187	499,085	18,800,641	68,314,461	الهندسة المدنية	42
43 Specialized construction activities	224,745,860	16,421,944	51,752,225	156,571,691	أنشطة التشيد المتخصصة	43
total	626,791,354	69,036,433	173,996,503	383,758,418	الجملة	

Total value of projects classified by economic activity and project owner





قيمة المشاريع المنفذة في عام ٢٠١٧ حسب النشاط الاقتصادي والجهة صاحبة المشروع

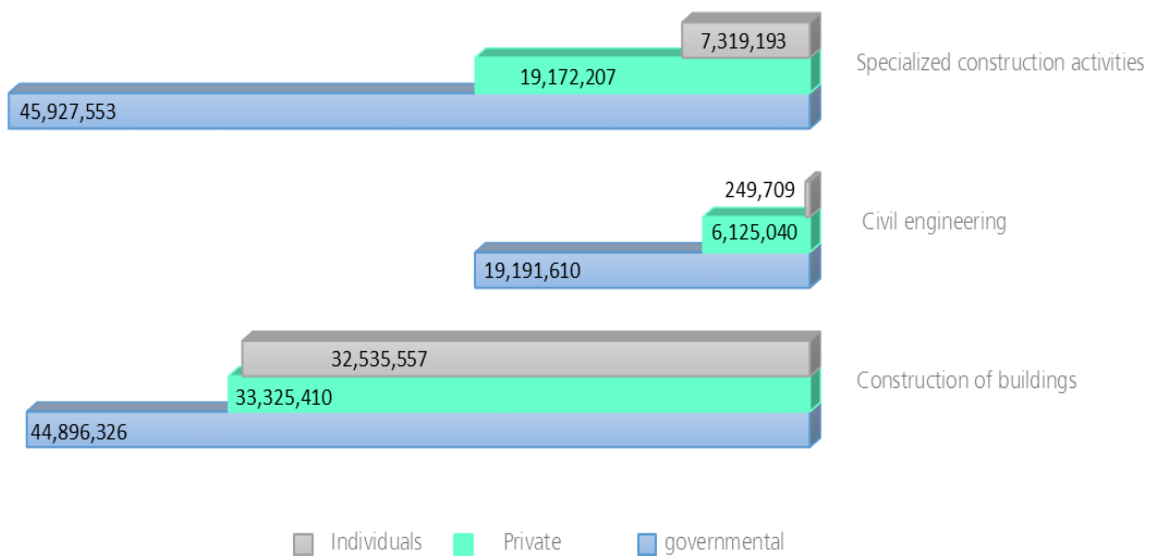
project owner The value of projects achieved in 2017 by economic activity and (آلاف الريالات Thousand SR)

Economic activity	الجملة Total	Project Owner الجهة صاحبة المشروع			النشاط الاقتصادي
		أفراد	خاص	حكومي	
		Individuals	Private	governmental	
41 Construction of buildings	110,757,292	32,535,557	33,325,410	44,896,326	تشيد المباني 41
42 Civil engineering	25,566,358	249,709	6,125,040	19,191,610	الهندسة المدنية 42
43 Specialized construction activities	72,418,953	7,319,193	19,172,207	45,927,553	أنشطة التشيد المتخصصة 43
total	208,742,604	40,104,458	58,622,656	110,015,489	الجملة



2017

The value of projects achieved in 2017 by economic activity and project owner





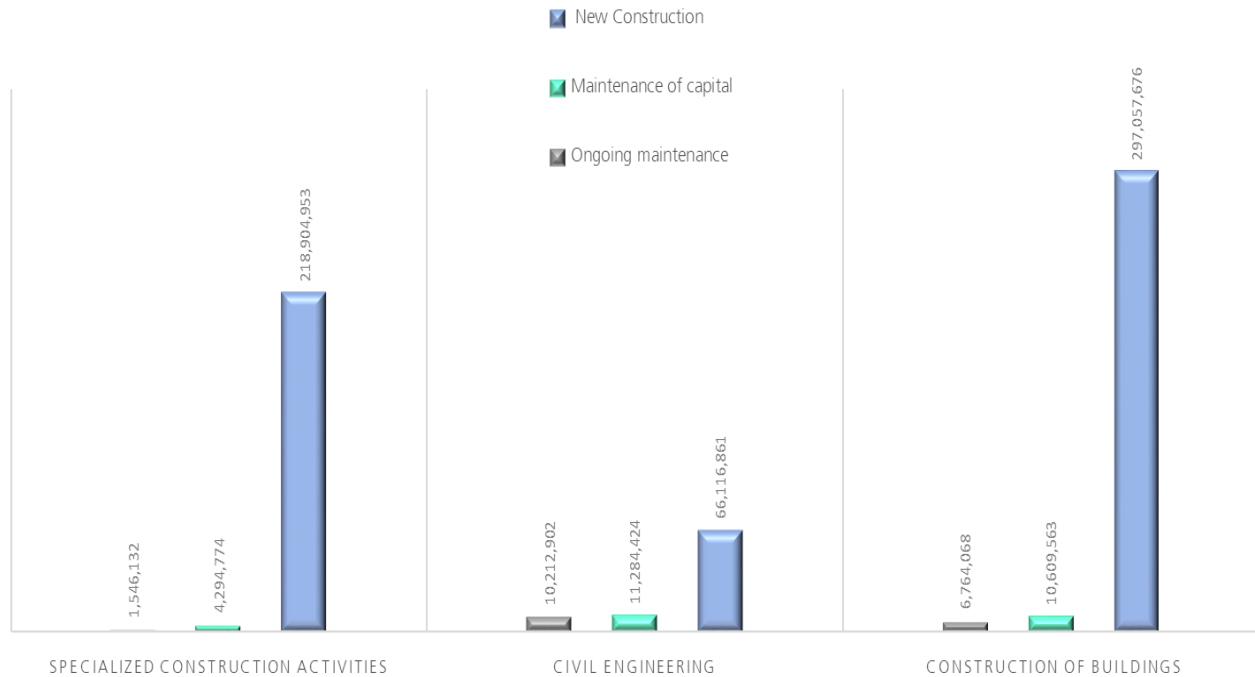
إجمالي قيمة المشاريع حسب النشاط الاقتصادي ونوع التشييد
by economic activity and type of construction The total value of projects
(آلاف الريالات Thousand SR)

Economic activity	الجملة Total	نوع التشييد Type of construction			النشاط الاقتصادي		
		صيانة جارية Ongoing maintenance	صيانة رأس مالية Maintenance of capital	إنشاءات جديدة New Construction			
		41	Construction of buildings	314,431,307		6,764,068	10,609,563
42	Civil engineering	87,614,187	10,212,902	11,284,424	66,116,861	الهندسة المدنية	42
43	Specialized construction activities	224,745,860	1,546,132	4,294,774	218,904,953	أنشطة التشييد المتخصصة	43
total	626,791,354	18,523,103	26,188,761	582,079,490	الجملة		



2017

THE TOTAL VALUE OF PROJECTS CLASSIFIED BY ECONOMIC ACTIVITY AND TYPE OF CONSTRUCTION

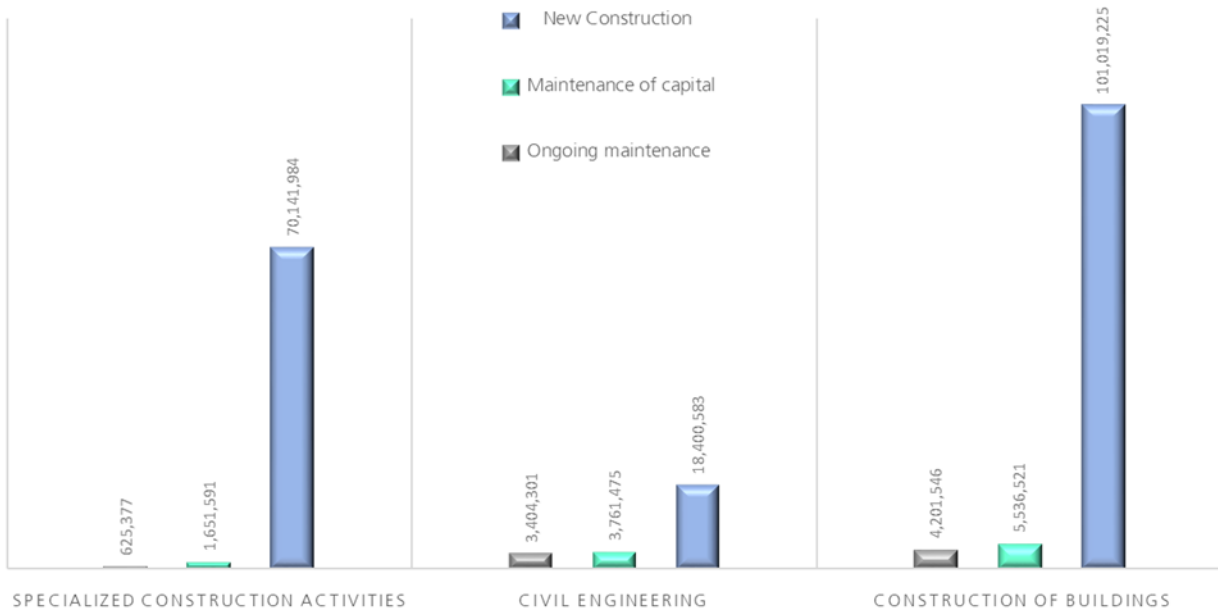




قيمة المشاريع المنفذة فى عام ٢٠١٧ حسب النشاط الاقتصادى ونوع التشييد activity and type of The value of projects achieved in 2017 classified by economic construction (آلاف الريالات Thousand SR)

Economic activity	الجملة Total	نوع التشييد Type of construction			النشاط الاقتصادي	
		صيانة جارية	صيانة رأس مالية	إنشاءات جديدة		
		Ongoing maintenance	Maintenance of capital	New Construction		
41 Construction of buildings	110,757,292	4,201,546	5,536,521	101,019,225	تشيد المباني	41
42 Civil engineering	25,566,358	3,404,301	3,761,475	18,400,583	الهندسة المدنية	42
43 Specialized construction activities	72,418,953	625,377	1,651,591	70,141,984	أنشطة التشييد المتخصصة	43
total	208,742,604	8,231,224	10,949,587	189,561,792	الجملة	

THE VALUE OF PROJECTS ACHIEVED IN 2017 CLASSIFIED BY ECONOMIC
ACTIVITY AND TYPE OF CONSTRUCTION

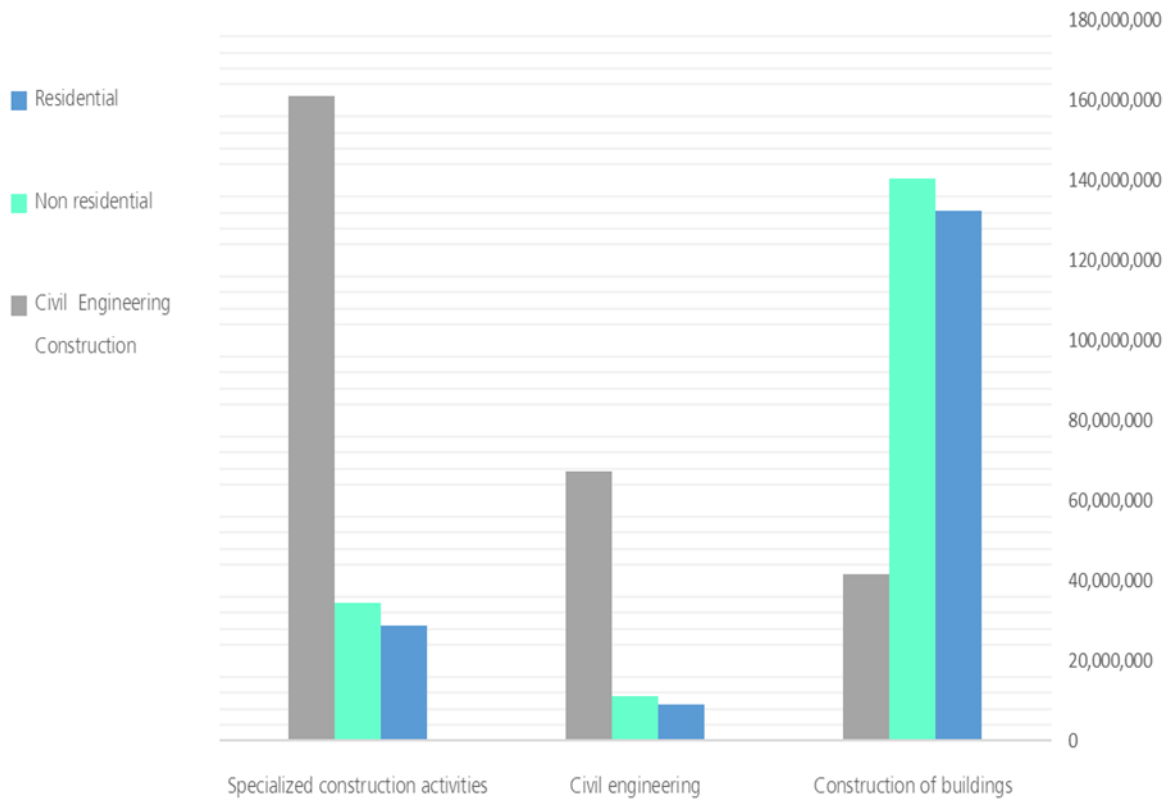




إجمالي قيمة المشاريع حسب النشاط الاقتصادي ونوع المشروع project type Total value of projects classified by economic activity and (آلاف الريالات Thousand SR)

Economic activity	الجملة Total	نوع المشروع Type of construction			النشاط الاقتصادي	
		إنشاءات هندسية مدنية Civil Engineering Construction	غير سكني Non residential	سكني Residential		
41 Construction of buildings	314,431,307	41,524,588	140,414,156	132,492,563	تشديد المباني 41	
42 Civil engineering	87,614,187	67,434,883	11,193,302	8,986,003	الهندسة المدنية 42	
43 Specialized construction activities	224,745,860	161,157,437	34,625,268	28,963,155	أنشطة التشديد المتخصصة 43	
total	626,791,354	270,116,908	186,232,726	170,441,720	الجملة	

Total value of projects classified by economic activity and project type

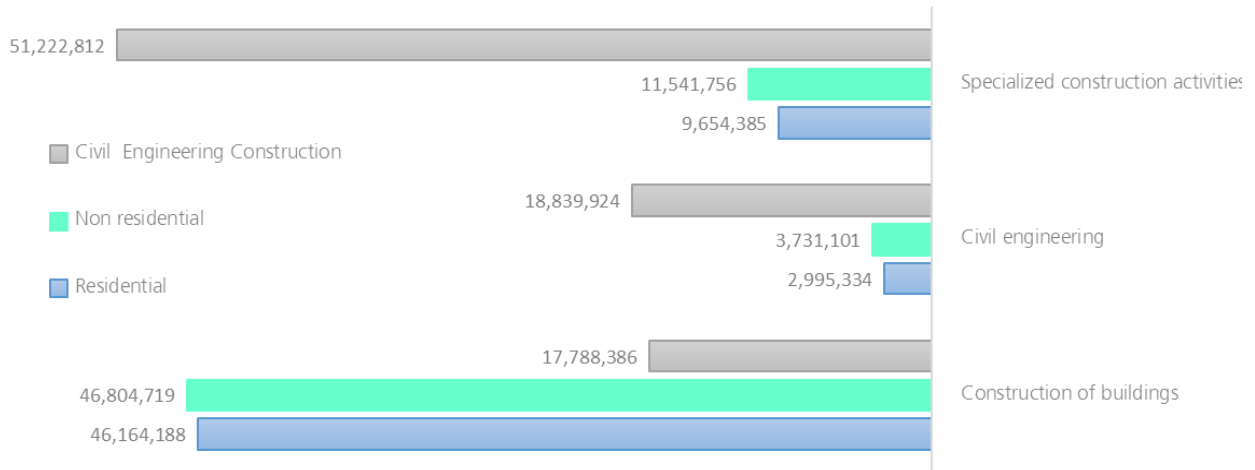




قيمة المشاريع المنفذة في عام ٢٠١٧ حسب النشاط الاقتصادي ونوع المشروع
activity and project type The value of projects achieved in 2017 classified by economic
(آلاف الريالات Thousand SR)

Economic activity	الجملة Total	نوع المشروع Type of construction			النشاط الاقتصادي	
		إنشاءات هندسية مدنية	غير سكني	سكني		
		Civil Engineering Construction	Non residential	Residential		
41 Construction of buildings	110,757,292	17,788,386	46,804,719	46,164,188	تشيد المباني	41
42 Civil engineering	25,566,358	18,839,924	3,731,101	2,995,334	الهندسة المدنية	42
43 Specialized construction activities	72,418,953	51,222,812	11,541,756	9,654,385	أنشطة التشيد المتخصصة	43
total	208,742,604	87,851,122	62,077,575	58,813,907	الجملة	

The value of projects achieved in 2017 classified by economic activity and project type

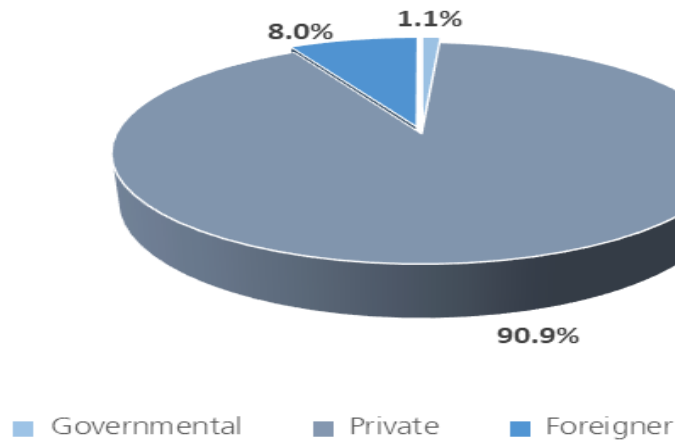





نسبة المشاركة فى ملكية رأس المال
Share of ownership of capital

Sector Type		النسبة Percentage	نوع القطاع	
1	Governmental	1.1%	حكومي	1
2	Private	90.9%	خاص	2
3	Foreigner	8.0%	أجنبي	3
total		100%	الجملة	

Share of ownership of capital





الهيئة العامة للإحصاء
General Authority for Statistics

