



Key results of industrial activities during 2023

The results presented in this report are based on the Comprehensive Economic Survey 2023, which contributed to providing more comprehensive and detailed data on the business establishments in the Kingdom.

This report presents the survey results for the detailed activities of Industrial activity, as the total operating revenues of mining and quarrying activities, manufacturing activities, electricity and gas transmission activities, and water and sewerage supply activities amounted to 2,863 billion SAR. However, the total operating expenditures amounted to 1,056 billion SAR and total employee compensation amounted to 195.4 billion SAR.

Mining and quarrying activities

The contribution of crude oil and natural gas extraction activity revenues amounted to 97.6% of the total operating revenues of the mining and quarrying activity, while the rest of the activities contributed 2.4%. Considering the relative distribution of operating expenditures, the crude oil and natural gas extraction activity recorded 90.3%, compared to 9.7% for the rest of the sub-activities of the mining and quarrying activity. Considering the employee' compensation in the crude oil and natural gas extraction activity, it accounted for 93% of the total employee compensation in the mining and quarrying activities, compared to 7% for other activities.

Manufacturing activities

The coke and refined petroleum products manufacturing activity contributed 40.4% of the total operating revenues of the manufacturing industry activity, followed by the chemicals and chemical products manufacturing activity with 23.5%, then the food products manufacturing activity with 8.4%. These activities are considered the largest contributors to the total revenues of the manufacturing industry activity, as they collectively constituted 72.3%, while the rest of the manufacturing industry activities contributed 27.7%. In terms of operating expenditures, these activities recorded the largest proportion of total expenditures compared to the rest of the manufacturing industry activities, as the coke and refined petroleum products manufacturing activity constituted 43.7%, followed by the chemicals and chemical products manufacturing activity with 24.6%, then the food products manufacturing activity with 7.2%, while the rest of the activities collectively constituted 24.5%. Considering the employee' compensation in the chemical manufacturing and chemical products activities, it accounted for 22.9% of the total employee compensation in manufacturing activities, while the food products manufacturing activities accounted for 17.3%, the coke and refined petroleum products manufacturing activities 11.5%, and other remaining activities collectively accounted for 48.4% of the total employee compensation.

Figure 1: Operating revenues and operating expenditures of the manufacturing activities during 2023

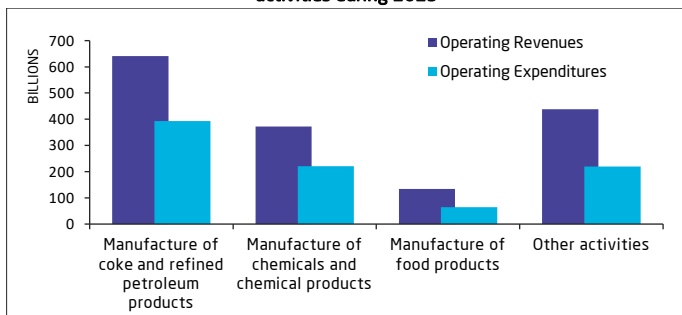
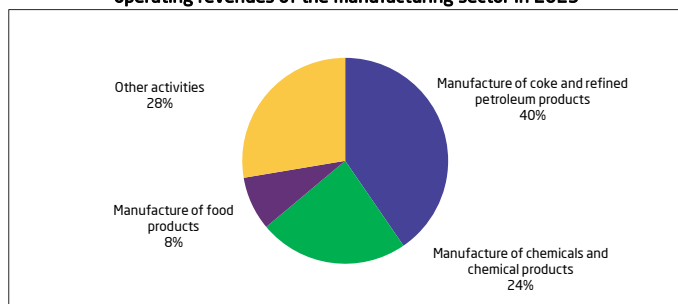


Figure 2: The relative contribution of sub-manufacturing activities to the total operating revenues of the manufacturing sector in 2023



Electricity and gas activities

Operating revenues of the electricity, gas, steam and air conditioning supply activity amounted to 92.8 billion SAR, while total operating expenditures of the electricity, gas and steam supply activity amounted to 37.6 billion SAR. Total compensation of employees amounted to 15.1 billion SAR.

Water sewerage, waste management and remediation

Water collection, treatment and delivery activity contributed 75.3% of the total operating revenues of the water supply and sewerage activity. Followed by the sewerage activity with 14.5%, then the waste collection, treatment, disposal and recovery activity, and the treatment and other waste management services activity with 9.5% and 0.7%, respectively. In terms of operating expenditures, the water collection, treatment and delivery activity accounted for 86.8% of the total operating expenses of the water supply and sewerage activity, followed by the waste collection, treatment, disposal and recovery activity with 7.3%, then the sewerage activity, and the treatment and other waste management services activity with 5.5% and 0.4%, respectively. Considering the employee' compensation in the water collection, treatment, and distribution activities, it accounted for 79% compared to 21% for other activities.

Figure 3: Operating revenues and operating expenditures of the water supply and sewerage activities during 2023.

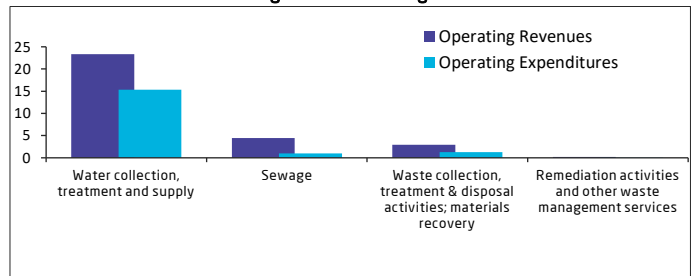
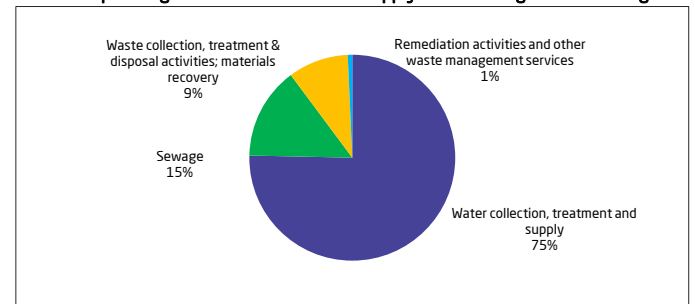


Figure 4: Relative contribution of sub-activities of water supply and sewerage to the total operating revenues of the water supply and sewerage sector during 2023



Methodology and Quality

Industrial activity statistics are among the most prominent economic statistics that provide comprehensive insights into the structure of this activity in the Kingdom. These statistics aim to provide indicators related to operating revenues, operating expenditures, and compensation of employees, in accordance with the International Standard Industrial Classification of All Economic Activities (ISIC4).

[Methodology and Quality table](#)