



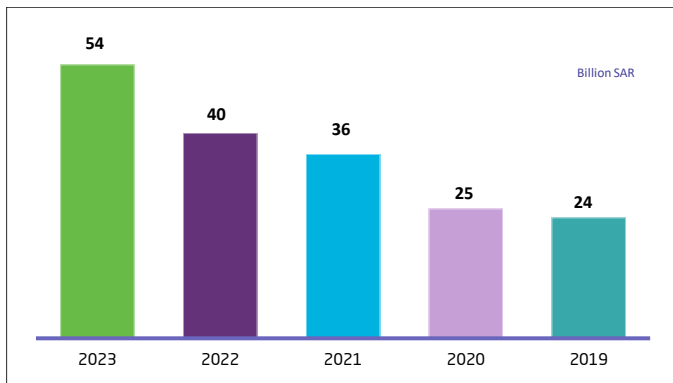
Total revenues of non-profit organizations in the Kingdom amount to 54.4 billion SAR in 2023

The results for non-profit sector organizations from 2019 to 2023 revealed a set of key indicators that highlight the sector's most prominent features. These results exclude endowments and owners' associations. According to the data, the total revenue of non-profit sector organizations reached 54.4 billion SAR in 2023, reflecting a 33% increase compared to 2022. Total expenditures amounted to 47 billion SAR, also rising by 33% compared to 2022. Employee compensation reached 21.7 billion SAR, marking a 17% increase from 2022. In terms of employee distribution across various non-profit sector activities, the social services and culture and entertainment sectors reported the highest number of employees.

Total revenues of non-profit sector organizations from 2022 - 2023

The statistics for non-profit sector organizations indicate that the total revenue in 2023 reached 54.4 billion SAR, compared to 40.8 billion SAR in 2022. Among the sector activities, the health sector experienced the highest growth, with a 70% increase in total revenue for non-profit organizations compared to 2022. This was followed by education and research activities, 53% increase compared to 2022, and then by volunteer intermediary and volunteer enhancement activities, 36% increase compared to 2022. These activities represent the largest contributors to the total revenue of non-profit sector organizations.

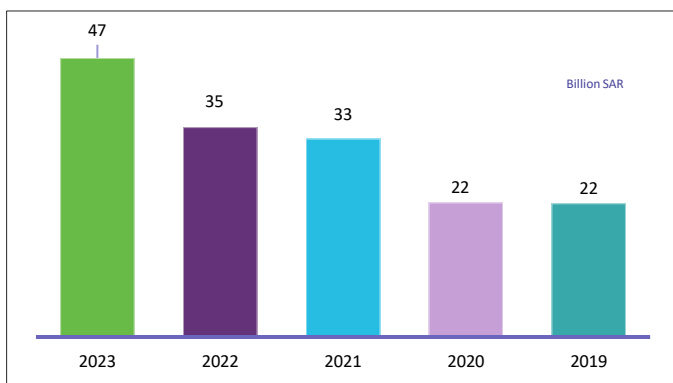
Figure 1: Statistics on the total revenues of non-profit sector organizations from year 2022-2023



Total expenditures of non-profit sector organizations from 2022 - 2023

The statistics for non-profit sector organizations indicate that total expenditures in the non-profit sector amounted to 47 billion SAR in 2023, compared to 35.3 billion SAR in 2022. The health sector recorded the highest spending within the non-profit sector in 2023 by 74% increase compared to 2022, followed by 55% increase of education and research activities, and 34% increase of environmental activities. These activities represent the highest contributions to the total expenditures of non-profit sector organizations.

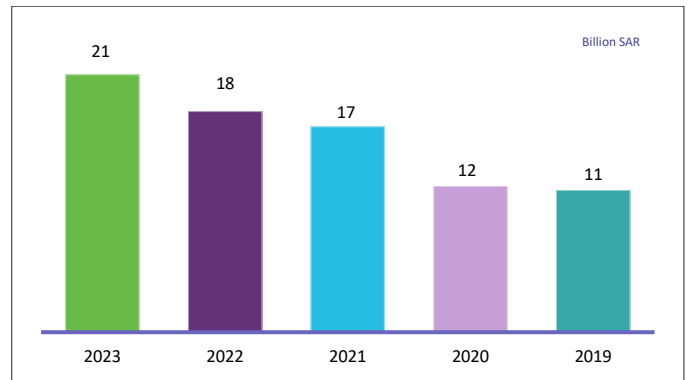
Figure 2: Total expenditures for non-profit sector statistics from year 2022 - 2023



Employee compensation of non-profit sector organizations from 2022 - 2023

The total compensation for employees in non-profit sector organizations reached 21.7 billion SAR in 2023, compared to 18.6 billion SAR in 2022. Education and research activities in the non-profit sector recorded the highest increase in employee compensation in 2023, by 84% compared to 2022. Then 38% increase of environmental activities, and 29% increase of volunteer intermediary and volunteer promotions activities. These activities represent the highest contributors to the total employee compensation in the non-profit sector organizations statistics.

Figure 3: Employee compensation for non-profit sector organizations statistics from year 2022- 2023

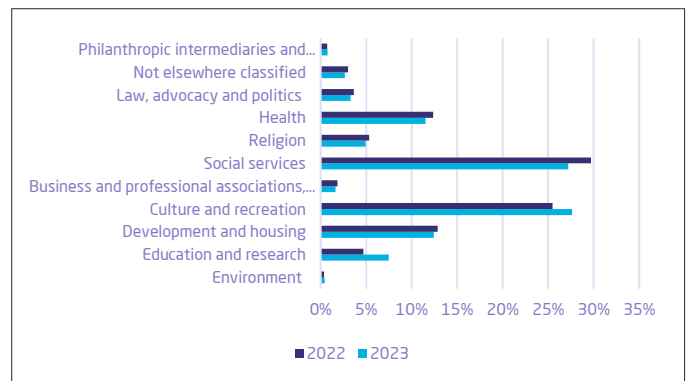


Relative distribution of number of employees for the non-profit organizations 2022 - 2023

The statistics for non-profit sector organizations indicated the relative contribution of employees across key activities in 2023. Cultural and recreational activities accounted for 27.6%, followed by social services at 27.2%, development and housing activities at 12.4%, health activities at 11.5%, and education and research activities at 7.5%. The remaining non-profit sector activities represented 13.8%.

In 2022, the distribution of employees across non-profit sector activities showed that social services contributed 29.7%, followed by cultural and recreational activities at 25.4%, development and housing activities at 12.8%, health activities at 12.4%, and education and research activities at 4.7%. The remaining activities in the non-profit sector accounted for 14.9%.

Figure 4: Relative contribution of employee numbers to non-profit sector statistics from year 2022- 2023



Methodology and quality

The non-profit sector statistics survey is a comprehensive database of economic data for the non-profit sector and contributes directly to providing and measuring a wide range of economic indicators that meet the needs of beneficiaries and help support decision-makers and policymakers. For more details, please see: [Methodology and Quality, Table](#)