



الهيئة العامة للإحصاء
General Authority for Statistics

Economic Indicators

Q4 2018



Introduction

Economic indicators are a group of economic statistics and data used in the short term in measuring the performance of various economic sectors in order to identify the economic status and recognize how much the economy is strong.

The Economic Indicators Survey is a periodic survey carried out with the aim to investigate characteristics and components of the operating establishments engaged in one or more economic activities in both private and public sectors as well as the non-profit sector all over KSA.

The importance of this survey is represented in what it provides of short-term indicators on the number of workers classified by sex and nationality, remunerations paid to workers, operating expenditures, and operational revenues.

Gestate hopes that the economic indicators bulletin meets the needs of decision makers, researchers, business men, and all other beneficiaries. Additionally, Gestate would be pleased to receive any feedback or suggestions aiming to develop this bulletin.





General Goals of Economic Indicators

1. Providing data to define the key indexes of the national economic structure, as well as to identify the contribution of the private sector to the domestic product.
2. Providing data on all economic activities to prepare the indexes that help in identifying growth rates of each economic activity.
3. Updating economic data of each economic activity.
4. Identifying the numbers of persons engaged in each economic activity.
5. Identifying the change in remunerations paid to workers, as well as other expenses according to the various economic activities.
6. To measure the amount of revenues for each and every economic activity.
7. Providing the needed statistical data and information on all economic activities for government bodies and agencies as well as researchers.
8. Meeting the requirements needed for conducting national calculations in accordance with the latest internationally adopted systems.
9. Measuring the participation of each economic activity in the economic development process.
10. Using such data to make local, regional and international comparisons and carry out studies and analyses.
11. Providing the key seasonal economic variables of economic activities.





Glossary of Terms

- **Establishment:**

It is an economic entity with legal personality. It has a fixed location and carries out a certain economic activity. It is owned by one or a group of individuals, company, or semi-government sector.

The establishment is the smallest economic unit that may have data on workers, their remunerations, expenditures, and income and capital formations.

- **Economic activity:**

All activities performed or services provided by the establishment in return for consideration. Sometimes, the establishment gets nothing in return, such as charities that are financed by donations.

The classification of the institutional economic activity is based on the International Standard Industrial Classification (ISIC4). Still, minor changes are adopted to suit the establishments operating in Saudi Arabia.

The main activity of each establishment was given, during the survey, a six-digit economic classification code. In case there are two economic activities or more at the same establishment, then the economic activity that yields more revenues is chosen.

- **Workers:**

All individuals (Saudis and foreigners) who already work for the establishment with or without pay, as well as the owners, their affiliates and users, whether they are full-timers or part-timers, permanently or temporarily employed, males or females,

whether they are paid on a daily, weekly or monthly basis. Workers also include partners and members of joint-stock companies, board chairmen and members, as well as workers on paid vacations.

- **Worker Remunerations:**

All dues paid for workers represented in salaries or wages, in addition to benefits and allowances.

- **Operating Expenses:**

All payments made by the establishment to practice an economic activity, whether purchased in the same year or taken from purchased stocks.





- **Operating Revenues:**

Cash revenues earned by an establishment as a result of practicing its main activity or other secondary activities, such as the sale and marketing of its products, providing services for consumers, or trading in goods in general. The operating revenues also include daily returns received in consideration of operations.

- **Operating surplus:**

The total amount of revenues after deducting the total amount of expenditures and remunerations.

- **Worker's productivity:**

The volume or number of units produced by the worker within a certain period. It is also defined as a measurement of efficiency whereby the establishment transfers inputs into outputs.





Main Features of the Economic Indicators Survey

- **The Geographical Scope:**

The inclusiveness of collecting data on all operating establishments that are located with the cities covered by the economic surveys sample, as such surveys cover all administrative regions in Saudi Arabia represented by the central directorates and main cities. All economic surveys are based on the basis of “establishment census” as it is the general framework of all economic surveys.

- **Sample Framework:**

Data of establishments census 2010 (which was adapted in 2015) is adopted as a framework for the samples of all economic field surveys as it encompasses all fundamental data required for taking the sample, such as the name of the establishment, its address, its economic activity, and the number of workers.

Establishment census of covered all economic activities in all administrative regions in KSA which amount to 13 regions.

- **Scope and range:**

Operating establishments economic surveys cover establishments of private sector, public sector, and non-profit sector.

As for the geographical distribution of this survey, it covers all the kingdom's administrative regions (cities & villages) with giving a greater importance to cities given that they contain about 84% of all establishments in the kingdom and recruit about 91% of all workers in the kingdom.





- **Data Periodicity:**

The Economic Indicators Survey is conducted every 3 months.

- **Survey Inclusiveness:**

Economic indicators survey covered all economic activities by standard industrial classification of all economic activities (ISIC4) as follows:

- Agriculture, forestry & fishing
- Mining & quarrying
- Manufacturing
- Electricity, gas, steam & air conditioning supply
- Water supply; sewerage, waste remediation
- Construction
- Wholesale& retail trade; repair of motor vehicles
- Transportation& storage
- Accommodation & food service activities
- Information & communication
- Financial & insurance
- Real estate activities
- Professional, scientific & technical activities
- Administrative and support service activities
- Education
- Human health and &l work activities
- Arts, entertainment & recreation
- Other service





RESULTS OF Economic Indicators 2018 (Q4)





Table 1

جدول 1

عدد المنشآت حسب النشاط الاقتصادي خلال الربع الرابع 2018
No. of establishments by economic activity, 4th. Qrt. 2018

Economic activity		عدد المنشآت No. of establishments	النشاط الاقتصادي
1	Agriculture, forestry & fishing	89,758	الزراعة والحراجة وصيد الأسماك
2	Mining & quarrying	670	التعدين واستغلال المحاجر
3	Manufacturing	108,584	الصناعة التحويلية
4	Electricity, gas, steam & air conditioning supply	780	توصيل الكهرباء والغاز
5	Water supply; sewerage, waste remediation	2,441	إمدادات الماء والصرف الصحي
6	Construction	34,074	التشييد
7	Wholesale & retail trade; repair of motor vehicles	472,072	تجارة الجملة والتجزئة
8	Transportation & storage	16,698	النقل والتخزين
9	Accommodation & food service activities	103,997	الإقامة والطعام
10	Information & communication	5,637	المعلومات والاتصالات
11	Financial & insurance	6,614	أنشطة المال والتأمين
12	Real estate activities	34,709	الأنشطة العقارية
13	Professional, scientific & technical activities	12,677	الأنشطة المهنية
14	Administrative and support service activities	21,402	الخدمات الإدارية والدعم
15	Education	9,329	التعليم
16	Human health and social work activities	5,834	الصحة والعمل الاجتماعي
17	Arts, entertainment & recreation	2,446	الفنون والترفيه
18	Other service	78,944	الخدمات الأخرى
Total		1,006,666	الجملة

Source - GAStat

المصدر - الهيئة العامة للإحصاء

No. of establishments by economic activity

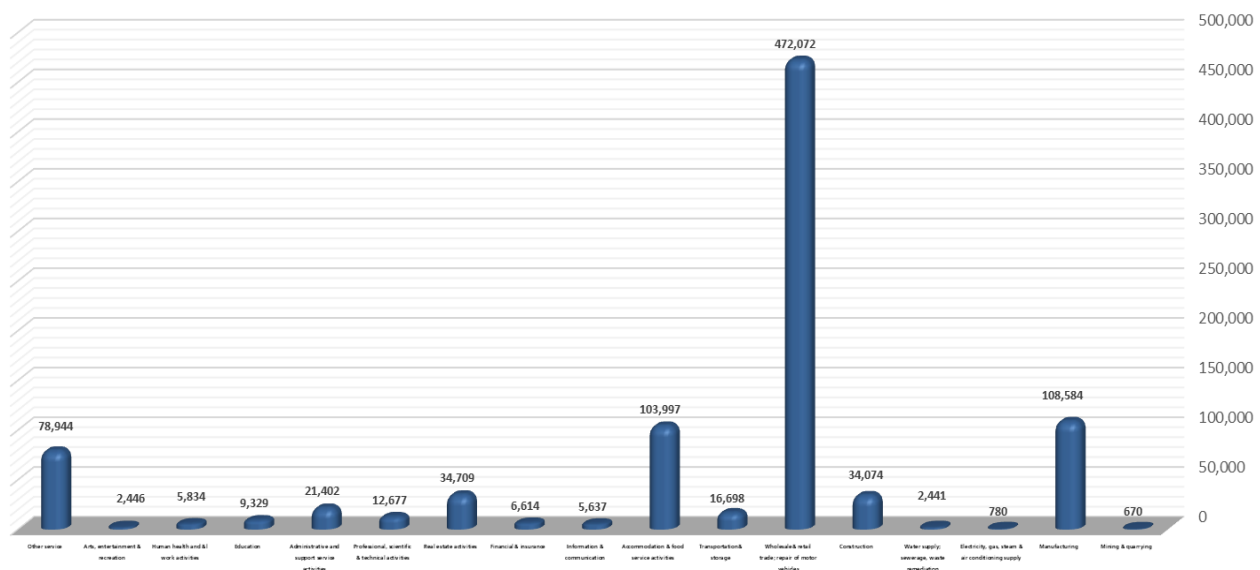




Table 2

جدول 2

عدد المشتغلين في القطاع الخاص والقطاع العام حسب الجنس والجنسية والمنطقة الادارية خلال الربع الرابع 2018
Number of Employees in Private Sector and Public Sector by gender Nationality and Administrative Region, 4th. Qrt. 2018

Administrative Area	Total - إجمالي	non- Saudi _ الغير سعوديين		Saudi _ السعوديون		المنطقة الإدارية	
		اناث Female	ذكور Male	اناث Female	ذكور Male		
1 Riyadh	3,322,297	109856	2527127	242738	442576	الرياض	1
2 Makkah	1,955,596	42468	1527661	141375	244092	مكة المكرمة	2
3 Madinah	305,794	5858	248024	17360	34552	المدينة المنورة	3
4 Qassim	320,329	5282	275128	12821	27098	القصيم	4
5 Easte. Prov.	1,832,616	33653	1376225	89352	333386	المنطقة الشرقية	5
6 Asir	287,108	8149	234739	11125	33095	عسير	6
7 Tabuk	90,704	1283	76002	5566	7853	تبوك	7
8 Hail	109,250	2300	93511	5928	7511	حائل	8
9 North.Bord.	39,380	512	34011	1424	3433	الحدود الشمالية	9
10 Jazan	120,143	1856	101635	6872	9780	جازان	10
11 Najran	116,909	1650	101769	4981	8509	نجران	11
12 AL - Baha	41,693	540	35204	1223	4726	الباحة	12
13 AL - Jouf	57,668	851	50220	1634	4963	الجوف	13
Total	8,599,487	214258	6681256	542399	1161574	الجملة	

Source -GOSI

المصدر - المؤسسة العامة للتأمينات الاجتماعية



Number of by Administrative Region

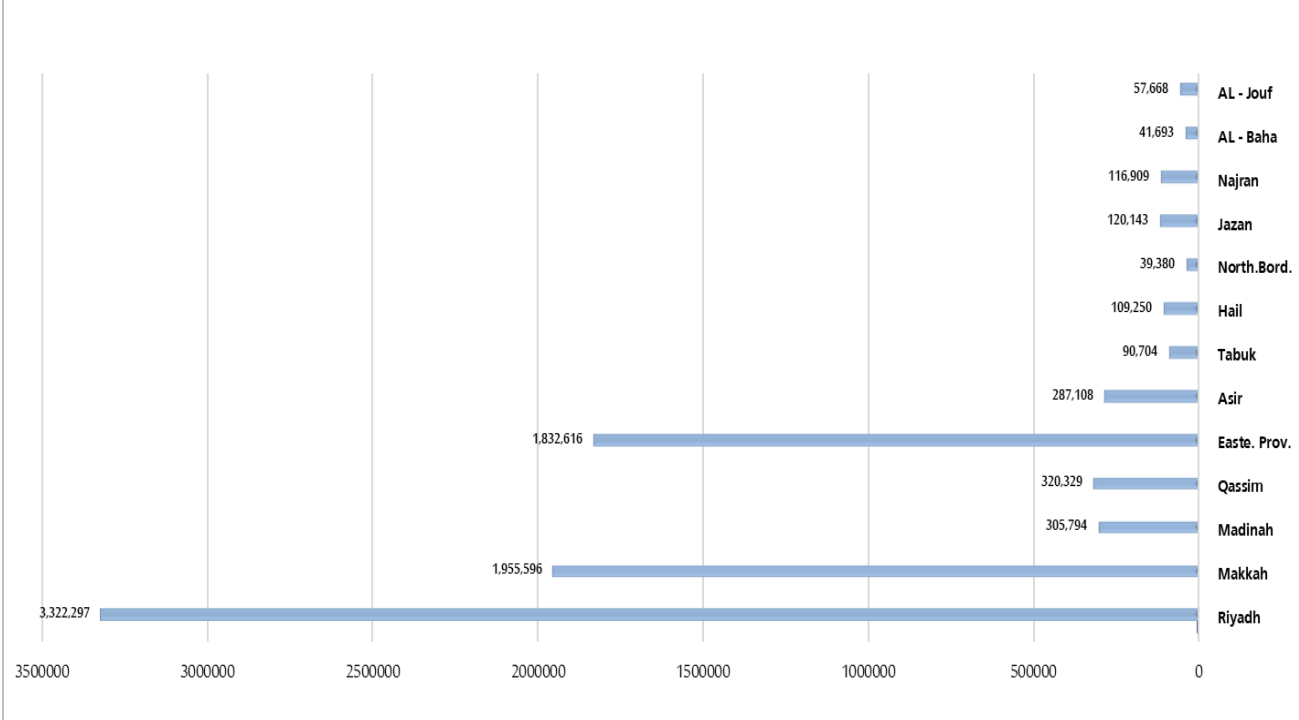




Table 3

جدول 3

عدد المشتغلين في القطاع الخاص والقطاع العام حسب الكيان القانوني للمنشأة خلال الربع الرابع 2018
Number of Employees in the private sector and public sector by establishment's legal entity, 4th. Qrt. 2018

Administrative Area	الإجمالي Total	مهنية Vocational	منظمة أو هيئة Organization regional	جمعية Society	توصية Limited Partnership	تضامن Partnership	محدودة Limited Liability	مساهمة Stock Share	فردية Private	المنطقة الإدارية
1 Riyadh	3,322,297	2,574	2,849	13,840	12,948	52,741	1,471,551	526,597	1,239,197	الرياض 1
2 Makkah	1,955,596	607	1,495	5,782	13,912	25,149	769,412	104,901	1,034,338	مكة المكرمة 2
3 Madinah	305,794	24	0	2,051	328	3,671	55,990	4,239	239,491	المدينة المنورة 3
4 Qassim	320,329	66	83	2,610	5,794	25,048	50,966	6,943	228,819	القصيم 4
5 Easte. Prov.	1,832,616	1,124	835	4,159	64,907	80,335	786,526	195,473	699,257	المنطقة الشرقية 5
6 Asir	287,108	5	26	2,074	996	3,520	22,327	21,279	236,881	عسير 6
7 Tabuk	90,704	6	58	718	7	878	9,233	3,241	76,563	تبوك 7
8 Hail	109,250	3	3	756	488	1,278	11,591	4,581	90,550	حائل 8
9 North.Bord.	39,380	20	0	205	34	799	3,559	529	34,234	الحدود الشمالية 9
10 Jazan	120,143	27	9	472	259	175	7,292	2,052	109,857	جازان 10
11 Najran	116,909	0	0	308	0	1,782	17,750	1,064	96,005	نجران 11
12 AL - Baha	41,693	100	1	435	32	745	2,231	9	38,140	الباحة 12
13 AL - Jouf	57,668	0	0	724	48	183	3,831	1,207	51,675	الجوف 13
Total	8,599,487	4,556	5,359	34,134	99,753	196,304	3,212,259	872,115	4,175,007	الجملة

Source -GOSI

المصدر - المؤسسة العامة للتأمينات الاجتماعية



Employees by establishment's legal entity

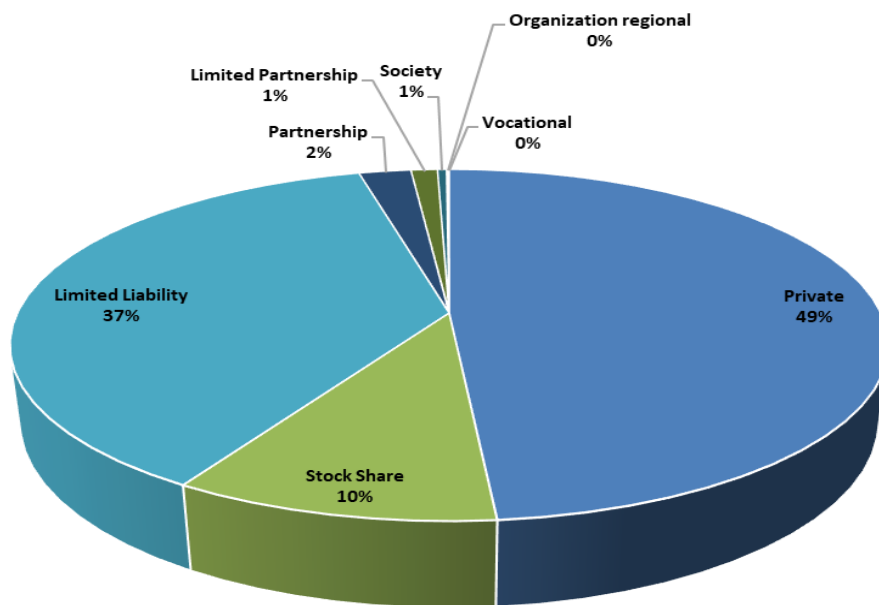




Table 4

جدول 4

عدد المشتغلين في القطاع الخاص والقطاع العام حسب النشاط الاقتصادي للمنشأة خلال الربع الرابع 2018

Number of Employees in the private sector and public sector by establishment's economic activity, 4th. Qrt. 2018

Administrative Area	الإجمالي Total	المال والتأمين والعقار وخدمات الأعمال Finance, Insurance, Real estate and Business services	الكهرباء والغاز والمياه Electricity, Gas and Water	الصناعات التحويلية Manufacturing industries	الزراعة والصيد Agriculture and Fishing	الخدمات الجماعية والإجتماعية الأخرى Community Services and Other Social services	التعدين والبتنول واستغلال المحاجر Mining and Quarrying	التشييد والبناء Construction	التجارة Commerce	البريد والاتصالات السلكية واللاسلكية Post and Telecommunications	المنطقة الإدارية
1 Riyadh	3,322,297	511,954	45,165	289,338	33,479	272,450	8,507	1,177,982	830,414	153,008	الرياض 1
2 Makkah	1,955,596	176,381	23,653	216,133	14,810	158,045	12,982	664,230	608,065	81,297	مكة المكرمة 2
3 Madinah	305,794	8,045	801	36,582	2,557	28,106	2,490	116,135	101,116	9,962	المدينة المنورة 3
4 Qassim	320,329	7,339	253	28,324	11,663	18,136	555	172,080	70,934	11,045	القصيم 4
5 Easte. Prov.	1,832,616	129,080	18,922	211,635	10,719	109,104	150,378	776,371	357,452	68,955	المنطقة الشرقية 5
6 Asir	287,108	25,124	6,450	27,918	1,562	21,507	1,668	123,831	65,940	13,108	عسير 6
7 Tabuk	90,704	2,597	166	10,356	3,638	11,999	118	32,870	25,327	3,633	تبوك 7
8 Hail	109,250	1,932	395	11,091	5,742	9,703	394	54,643	22,117	3,233	حائل 8
9 North.Bord.	39,380	2,371	123	3,958	126	3,181	894	17,744	8,533	2,450	الحدود الشمالية 9
10 Jazan	120,143	7,231	290	14,022	2,795	10,963	589	34,294	46,530	3,429	جازان 10
11 Najran	116,909	8,118	135	6,358	795	6,534	467	65,120	23,008	6,374	نجران 11
12 AL - Baha	41,693	2,392	90	3,646	140	2,744	204	10,638	20,926	913	الباحة 12
13 AL - Jouf	57,668	2,678	64	5,888	2,392	5,601	66	23,016	14,526	3,437	الجوف 13
Total	8,599,487	885,242	96,507	865,249	90,418	658,073	179,312	3,268,954	2,194,888	360,844	الجملة



Number of Employees by establishment's economic activity

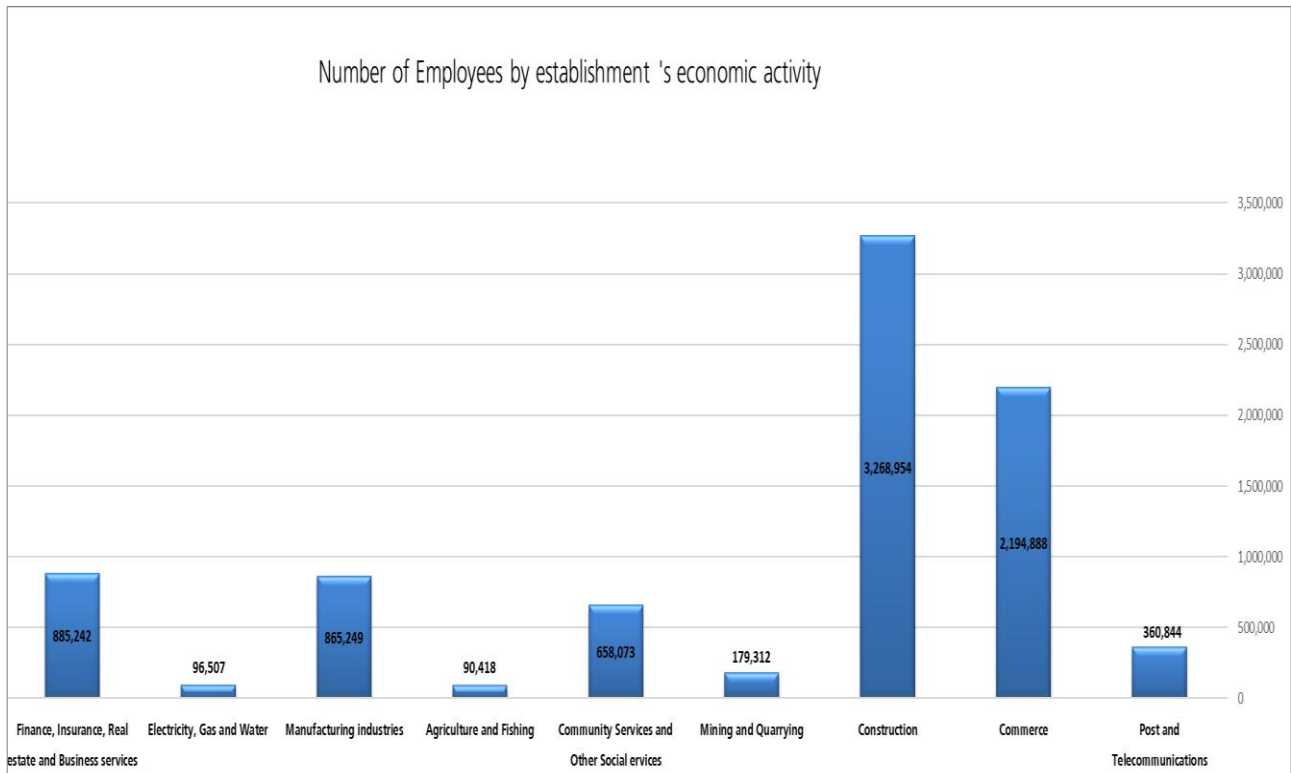




Table 5

دولر5

عدد المشتغلين في القطاع الخاص والقطاع العام حسب أقسام المهن الرئيسية خلال الربع الرابع 2018
Number of Employees in the private sector and public sector by Occupation group, 4th. Qrt. 2018

Administrative Area	الجمالي Total	مهن أخرى Other occupations	مهن العمليات الصناعية والكيميائية والصناعات الغذائية Industrial/chemical processes and food industries	مهن الزراعة والصيد وتربية الحيوان والطيور and animal husbandry	مهن الخدمات Service occupations	مهن البيع Sales occupations	المديرون ومدبرو الأعمال Managers and business managers	المهن الهندسية الأساسية المساعدة Basic engineering professions	المهن الكتابية Clerical occupations	الفنيون في المواضيع العلمية والفنية والإنسانية Technicians in scientific, technical and humanity subject	المتخصصون في المواضيع العلمية والفنية والإنسانية and humanity subject Specialists in scientific, technical and humanity subject	المنطقة الإدارية
1 Riyadh	3,322,297	117,046	54,075	27,562	1,425,453	236,259	88,935	726,327	246,377	227,034	173,229	1 الرياض
2 Makkah	1,955,596	61,467	35,534	12,009	877,400	159,772	58,434	395,098	130,095	135,354	90,433	2 مكة المكرمة
3 Madinah	305,794	13,922	8,608	3,903	141,417	13,435	7,770	70,357	15,560	20,204	10,618	3 المدينة المنورة
4 Qassim	320,329	20,229	6,302	5,007	138,930	11,356	5,714	100,392	11,712	13,110	7,577	4 القصيم
5 East. Prov.	1,832,616	73,457	52,384	12,798	694,016	70,568	33,903	536,332	100,275	167,674	91,209	5 المنطقة الشرقية
6 Asir	287,108	14,115	7,867	4,744	119,912	12,054	5,140	87,400	11,170	16,710	7,996	6 عسير
7 Tabuk	90,704	6,434	2,643	2,592	39,251	3,710	1,991	21,985	3,541	5,727	2,830	7 تبوك
8 Hail	109,250	8,695	3,047	3,616	43,635	3,176	2,081	32,355	4,870	5,039	2,736	8 حائل
9 North. Bord.	39,380	2,938	1,305	174	15,656	1,513	692	12,787	1,465	1,941	909	9 الحدود الشمالية
10 Jazan	120,143	9,399	2,999	2,799	56,650	5,230	2,697	27,398	4,366	5,475	3,130	10 جازان
11 Najran	116,909	7,092	2,259	1,239	51,438	4,010	1,787	35,652	5,847	5,062	2,523	11 نجران
12 AL - Baha	41,693	2,159	1,282	480	18,006	1,748	979	13,250	1,288	1,689	812	12 الباحة
13 AL - Jouf	57,668	4,712	1,825	1,823	22,560	2,859	927	16,932	1,207	3,603	1,220	13 الجوف
Total	8,599,487	341,665	180,130	78,746	3,644,324	525,690	211,050	2,076,265	537,773	608,622	395,222	الجملة

Source: GOSI

المصدر: المؤسسة العامة للتأمينات الاجتماعية



Number of Employees by Occupation group

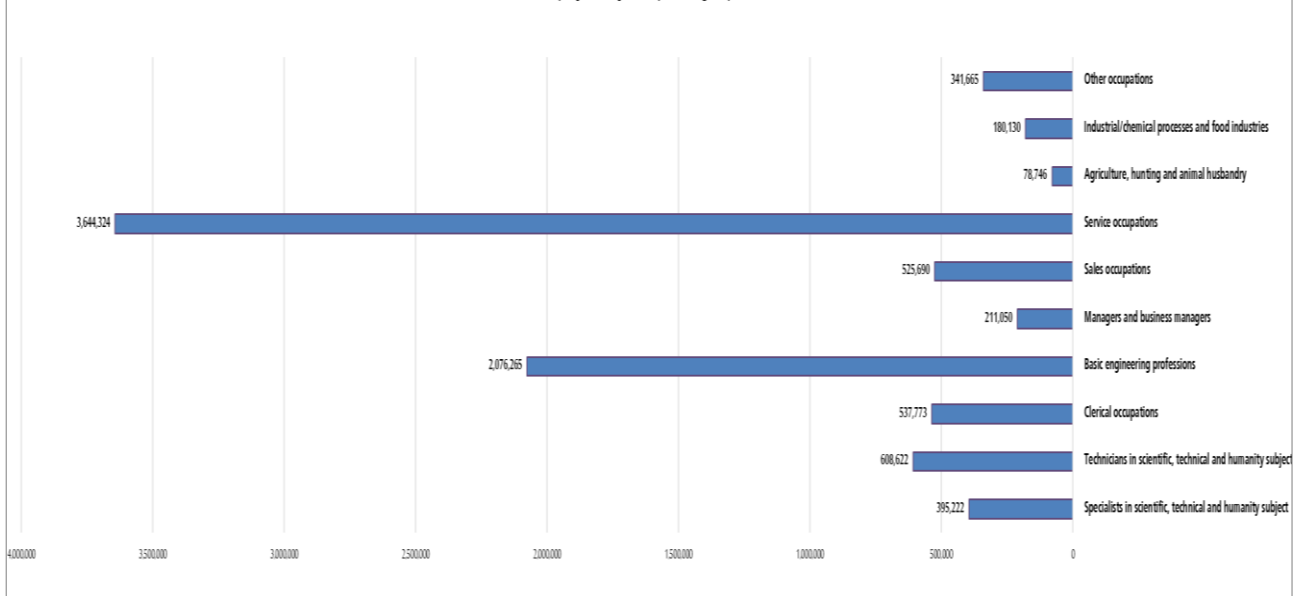




Table 6

جدول 6

عدد المشتغلين في القطاع الخاص والقطاع العام حسب فئات العمر خلال الربع الرابع 2018

Number of Employees in the private sector and public sector by Age, 4th. Qrt. 2018

Administrative Area	جملة	>= 60	41 ~ 59	26 ~ 40	19 ~ 25	<= 18	المنطقة الإدارية	
1 Riyadh	3,322,297	110,320	973,125	1,901,304	330,668	6,880	الرياض	1
2 Makkah	1,955,596	110,106	656,122	1,022,394	163,191	3,783	مكة المكرمة	2
3 Madinah	305,794	15,291	103,209	160,482	26,115	697	المدينة المنورة	3
4 Qassim	320,329	8,732	90,721	187,284	32,944	648	القصيم	4
5 Easte. Prov.	1,832,616	53,474	579,810	1,025,369	170,405	3,558	المنطقة الشرقية	5
6 Asir	287,108	11,035	98,600	151,897	24,975	601	عسير	6
7 Tabuk	90,704	4,080	31,645	47,264	7,531	184	تبوك	7
8 Hail	109,250	3,862	34,641	61,279	9,324	144	حائل	8
9 North.Bord.	39,380	1,435	13,287	21,200	3,378	80	الحدود الشمالية	9
10 Jazan	120,143	6,152	41,452	63,045	9,216	278	جازان	10
11 Najran	116,909	3,085	32,196	68,881	12,436	311	نجران	11
12 AL - Baha	41,693	2,055	15,441	20,336	3,716	145	الباحة	12
13 AL - Jouf	57,668	2,274	20,164	30,459	4,648	123	الجوف	13
Total	8,599,487	331,901	2,690,413	4,761,194	798,547	17,432	الجملة	

Source -GOSI

المصدر - المؤسسة العامة للتأمينات الاجتماعية



Number of Employees by Age

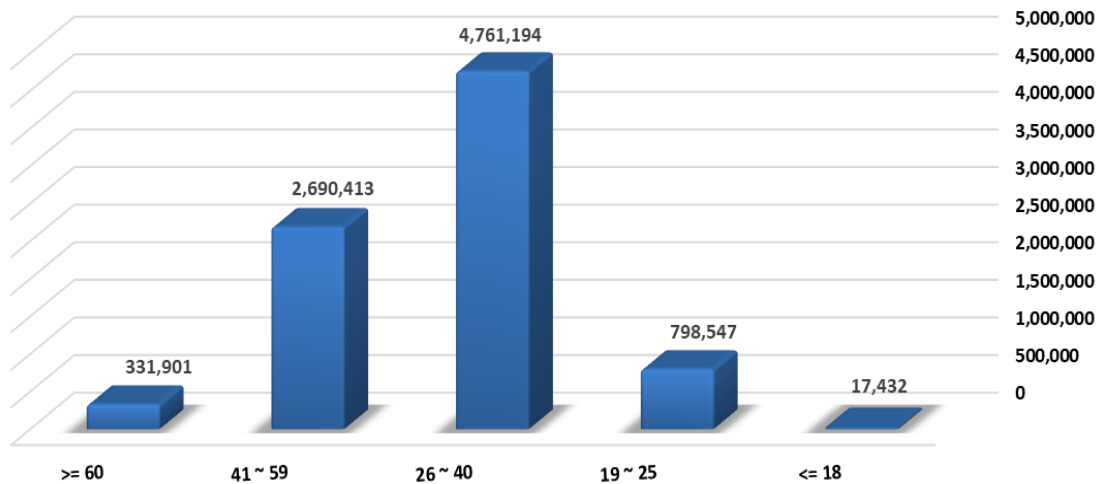




Table 7

جدول 7

عدد المشغلين في القطاع الخاص والقطاع العام حسب فئات الأجر الشهري خلال الربع الرابع 2018
Number of Employees in the private sector and public sector by wage categories, 4th. Qrt. 2018

Administrative Area	جملة Total	غير السعوديين _ non-Saudi						السعوديون _ Saudi						المنطقة الإدارية
		>= 10000	5000 ~ 9999	3001 ~ 4999	3000	1501 ~ 2999	1500	>= 10000	5000 ~ 9999	3001 ~ 4999	3000	1501 ~ 2999	1500	
1 Riyadh	3,322,297	104,941	132,465	147,116	33,994	400,407	1,818,060	96,109	138,197	158,747	271,436	11,615	9,210	الرياض 1
2 Makkah	1,955,596	56,196	88,758	110,683	27,090	283,786	1,003,616	34,909	83,727	101,129	154,984	6,201	4,517	مكة المكرمة 2
3 Madinah	305,794	3,586	5,146	7,209	3,093	21,179	213,669	4,949	6,382	9,910	28,578	1,026	1,067	المنطقة المنورة 3
4 Qassim	320,329	1,345	3,082	4,485	3,615	14,251	253,632	767	2,911	5,400	28,813	1,008	1,020	القصيم 4
5 Easte. Prov.	1,832,616	68,839	78,780	84,826	15,107	246,637	915,689	92,267	98,980	97,027	125,912	5,876	2,676	المنطقة 5
6 Asir	287,108	1,724	3,166	4,830	1,700	15,141	216,327	1,895	6,180	5,514	28,775	918	938	عسير 6
7 Tabuk	90,704	872	1,293	1,618	675	4,269	68,558	232	1,418	1,677	9,203	504	385	تبوك 7
8 Hail	109,250	556	1,062	1,393	701	4,231	87,868	201	1,140	2,372	9,283	221	222	حائل 8
9 North.Bord.	39,380	279	336	327	408	1,113	32,060	200	613	397	3,420	153	74	الحدود 9
10 Jazan	120,143	532	1,005	1,538	867	4,218	95,331	297	1,354	2,080	12,371	316	234	جازان 10
11 Najran	116,909	428	797	1,150	1,039	3,830	96,175	152	609	1,398	11,030	95	206	نجران 11
12 AL - Baha	41,693	106	240	274	232	1,420	33,472	84	267	697	4,575	141	185	الباحة 12
13 AL - Jouf	57,668	94	333	536	223	2,269	47,616	60	586	652	4,961	111	227	الجوف 13
Total	8,599,487	239,498	316,463	365,985	88,744	1,002,751	4,882,073	232,122	342,364	387,000	693,341	28,185	20,961	الجملة

Source: GOSI

المصدر - المؤسسة العامة للتأمينات الاجتماعية



Number of Employees by wage categories

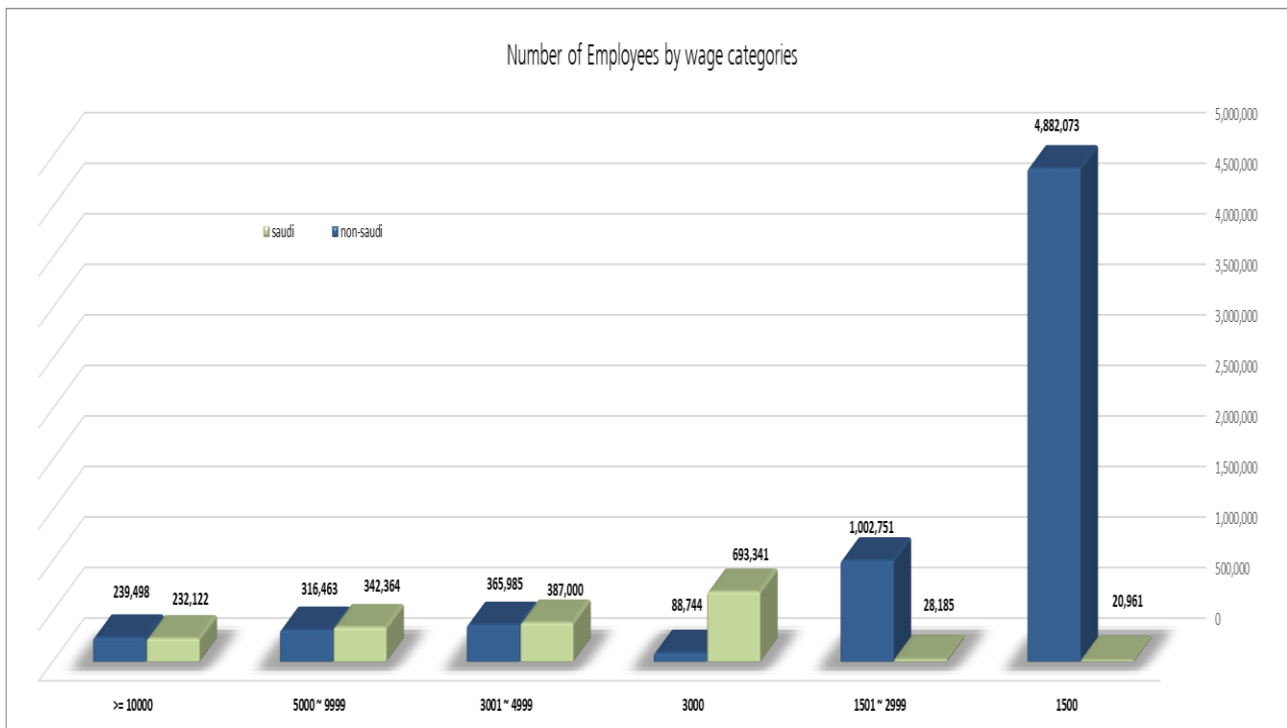




Table 8

جدول 8

متوسط التعويضات الشهرية المدفوعة للمشتغلين حسب النشاط الاقتصادي خلال الربع الرابع 2018

Average monthly compensation paid to employees by economic activity, 4th.Qrt. 2018

Economic activity		متوسط التعويضات Avg.	النشاط الاقتصادي	
1	Agriculture, forestry & fishing	1,738	الزراعة والحراجة وصيد الأسماك	1
2	Mining & quarrying	29,466	التعدين واستغلال المحاجر	2
3	Manufacturing	4,271	الصناعة التحويلية	3
4	Electricity, gas, steam & air conditioning supply	10,253	توصيل الكهرباء والغاز	4
5	Water supply; sewerage, waste remediation	2,608	امدادات الماء والصرف الصحي	5
6	Construction	2,747	التشييد	6
7	Wholesale & retail trade; repair of motor vehicles	2,273	تجارة الجملة والتجزئة	7
8	Transportation & storage	4,283	النقل والتخزين	8
9	Accommodation & food service activities	4,267	الإقامة والطعام	9
10	Information & communication	8,746	المعلومات والاتصالات	10
11	Financial & insurance	16,518	أنشطة المال والتأمين	11
12	Real estate activities	2,586	الأنشطة العقارية	12
13	Professional, scientific & technical activities	4,098	الأنشطة المهنية	13
14	Administrative and support service activities	2,612	الخدمات الإدارية والدعم	14
15	Education	2,987	التعليم	15
16	Human health and & work activities	2,993	الصحة والعمل الاجتماعي	16
17	Arts, entertainment & recreation	2,343	الفنون والترفيه	17
18	Other service	1,832	الخدمات الأخرى	18
Total		3,832	الجملة	

Source -GAStat

المصدر - الهيئة العامة للإحصاء

Average monthly compensation paid to employees by economic activity

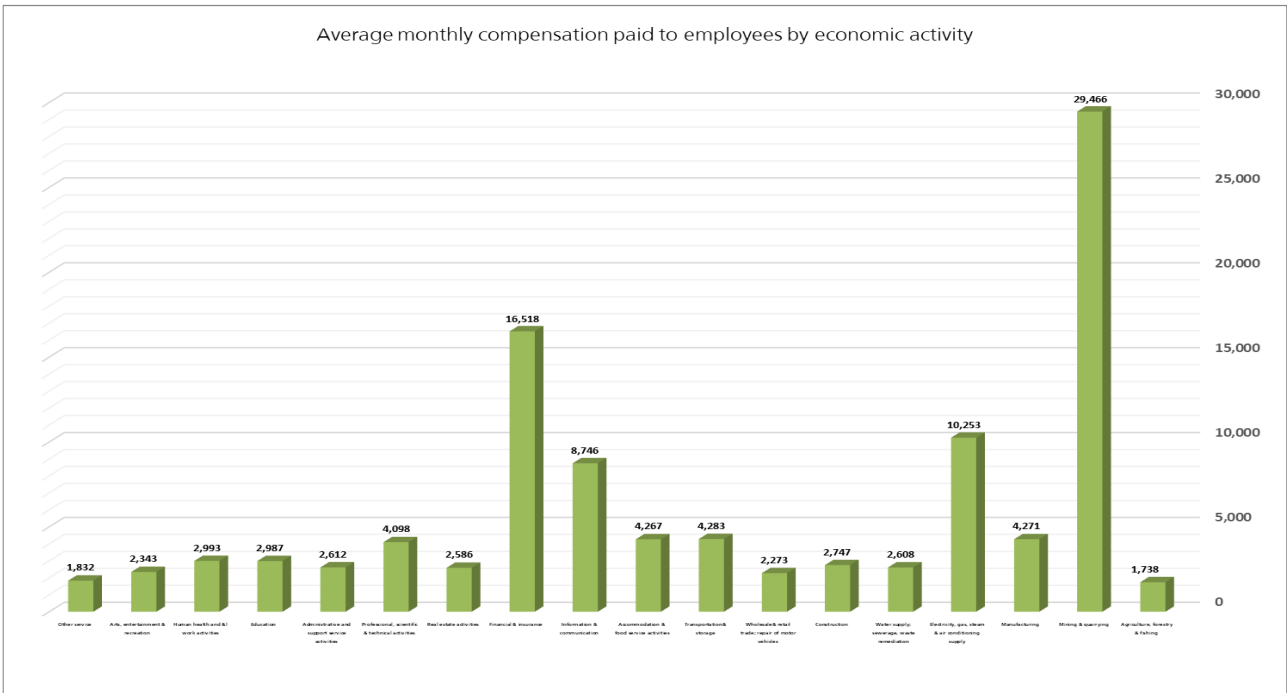




Table 9

جدول 9

النفقات والإيرادات التشغيلية حسب النشاط الاقتصادي خلال الربع الرابع 2018

Operating expenditures and revenues by economic activity, 4th.Qrt. 2018

Economic activity		الإيرادات التشغيلية Revenues	النفقات التشغيلية Expenditures	النشاط الاقتصادي	
1	Agriculture, forestry & fishing	24,985,434,121	11,005,156,223	الزراعة والحراجة وصيد الأسماك	1
2	Mining & quarrying	267,513,923,523	41,803,721,582	التعدين واستغلال المحاجر	2
3	Manufacturing	177,296,497,123	89,245,634,492	الصناعة التحويلية	3
4	Electricity, gas, steam & air conditioning supply	16,180,912,124	10,098,549,831	توصيل الكهرباء والغاز	4
5	Water supply; sewerage, waste remediation	2,858,742,316	1,325,198,574	امدادات الماء والصرف الصحي	5
6	Construction	58,285,429,153	21,125,498,574	التشييد	6
7	Wholesale & retail trade; repair of motor vehicles	149,148,521,319	87,987,434,821	تجارة الجملة والتجزئة	7
8	Transportation & storage	37,971,245,161	18,074,859,685	النقل والتخزين	8
9	Accommodation & food service activities	25,287,488,127	13,451,274,511	الإقامة والطعام	9
10	Information & communication	45,407,842,893	20,146,435,218	المعلومات والاتصالات	10
11	Financial & insurance	50,718,412,896	14,241,897,548	أنشطة المال والتأمين	11
12	Real estate activities	5,074,931,546	1,387,594,215	الأنشطة العقارية	12
13	Professional, scientific & technical activities	9,284,578,496	4,184,589,112	الأنشطة المهنية	13
14	Administrative and support service activities	15,787,454,217	7,921,543,214	الخدمات الإدارية والدعم	14
15	Education	5,737,845,741	3,029,856,437	التعليم	15
16	Human health and & work activities	13,698,674,852	4,799,788,923	الصحة والعمل الاجتماعي	16
17	Arts, entertainment & recreation	2,448,126,531	786,895,274	الفنون والترفيه	17
18	Other service	5,519,984,256	2,524,859,213	الخدمات الأخرى	18
Total		913,206,044,395	353,140,787,447	الجملة	

Source - GASStat

المصدر - الهيئة العامة للإحصاء (مسح المؤشرات الاقتصادية الربع الرابع 2018)



Operating expenditures and revenues by economic activity

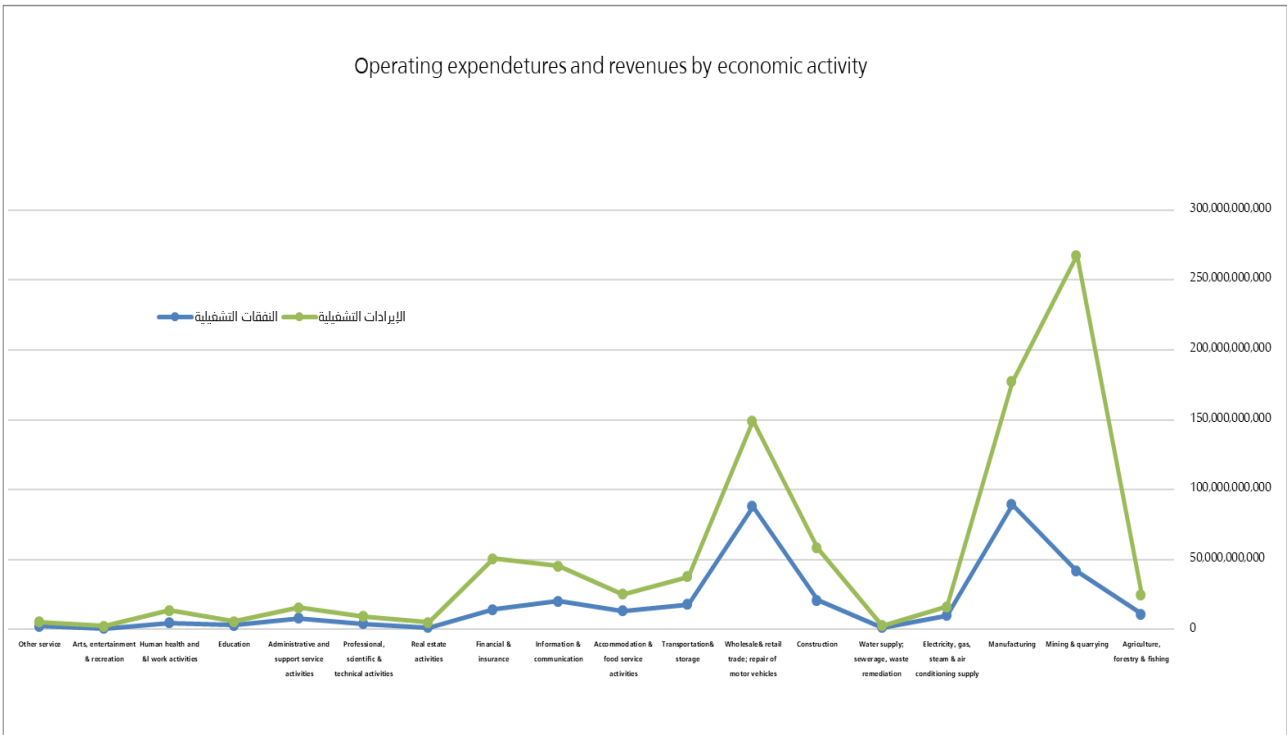




Table10

جدول 10

فائض التشغيل حسب النشاط الاقتصادي خلال الربع الرابع 2018

Operating surplus by economic activity, 4th.Qrt. 2018

Economic activity	فائض التشغيل Operating surplus	النشاط الاقتصادي	
1 Agriculture, forestry & fishing	12,357,227,329	الزراعة والحراجة وصيد الأسماك	1
2 Mining & quarrying	216,988,341,462	التعدين واستغلال المحاجر	2
3 Manufacturing	75,209,745,066	الصناعة التحويلية	3
4 Electricity, gas, steam & air conditioning supply	3,752,399,344	توصيل الكهرباء والغاز	4
5 Water supply; sewerage, waste remediation	1,179,181,216	امدادات الماء والصرف الصحي	5
6 Construction	28,001,468,184	التشييد	6
7 Wholesale & retail trade; repair of motor vehicles	49,251,268,943	تجارة الجملة والتجزئة	7
8 Transportation & storage	16,563,301,296	النقل والتخزين	8
9 Accommodation & food service activities	4,951,218,910	الإقامة والطعام	9
10 Information & communication	22,254,144,536	المعلومات والاتصالات	10
11 Financial & insurance	30,471,309,297	أنشطة المال والتأمين	11
12 Real estate activities	2,683,617,595	الأنشطة العقارية	12
13 Professional, scientific & technical activities	3,707,829,548	الأنشطة المهنية	13
14 Administrative and support service activities	5,741,822,961	الخدمات الإدارية والدعم	14
15 Education	960,886,985	التعليم	15
16 Human health and & work activities	7,142,041,409	الصحة والعمل الاجتماعي	16
17 Arts, entertainment & recreation	1,447,117,355	الفنون والترفيه	17
18 Other service	1,804,499,175	الخدمات الأخرى	18
Total	484,467,420,611	الجملة	

Source -GASat

المصدر - الهيئة العامة للإحصاء (مسح المؤشرات الاقتصادية الربع الرابع 2018)

Operating surplus by economic activity

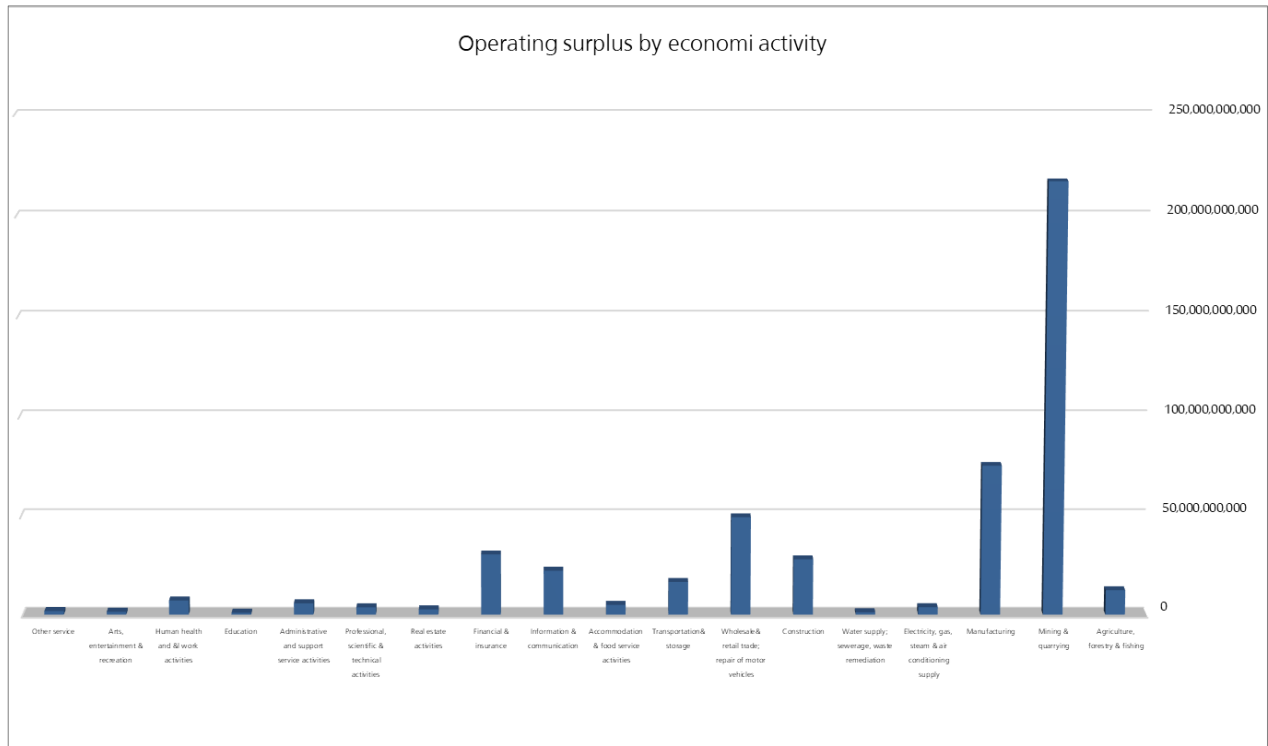




Table11

جدول 11

معدل إنتاجية المشتغل الشهرية حسب النشاط الاقتصادي خلال الربع الرابع 2018

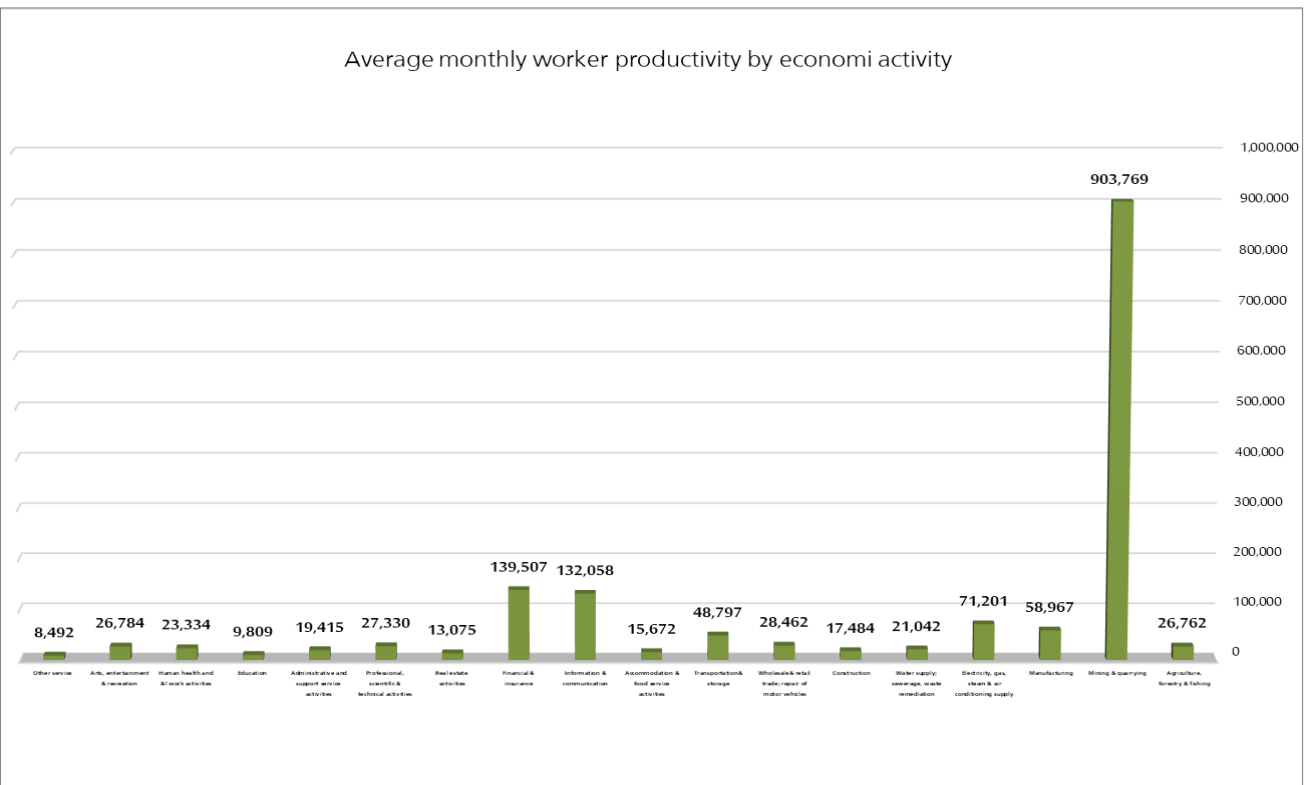
Average monthly worker productivity by economic activity, 4th.Qrt. 2018

Economic activity		إنتاجية المشتغل Worker productivity	النشاط الاقتصادي	
1	Agriculture, forestry & fishing	26,762	الزراعة والحراجة وصيد الأسماك	1
2	Mining & quarrying	903,769	التعدين واستغلال المحاجر	2
3	Manufacturing	58,967	الصناعة التحويلية	3
4	Electricity, gas, steam & air conditioning supply	71,201	توصيل الكهرباء والغاز	4
5	Water supply; sewerage, waste remediation	21,042	إمدادات الماء والصرف الصحي	5
6	Construction	17,484	التشييد	6
7	Wholesale & retail trade; repair of motor vehicles	28,462	تجارة الجملة والتجزئة	7
8	Transportation & storage	48,797	النقل والتخزين	8
9	Accommodation & food service activities	15,672	الإقامة والطعام	9
10	Information & communication	132,058	المعلومات والاتصالات	10
11	Financial & insurance	139,507	أنشطة المال والتأمين	11
12	Real estate activities	13,075	الأنشطة العقارية	12
13	Professional, scientific & technical activities	27,330	الأنشطة المهنية	13
14	Administrative and support service activities	19,415	الخدمات الإدارية والدعم	14
15	Education	9,809	التعليم	15
16	Human health and social work activities	23,334	الصحة والعمل الاجتماعي	16
17	Arts, entertainment & recreation	26,784	الفنون والترفيه	17
18	Other service	8,492	الخدمات الأخرى	18
Total		46,293	الجملة	

Source -GASat

المصدر - الهيئة العامة للإحصاء

Average monthly worker productivity by economic activity





الهيئة العامة للإحصاء
General Authority for Statistics

 @stats_saudi

 stats.saudi

 stats.gov.sa