



الهيئة العامة للإحصاء
General Authority for Statistics

مسح المؤشرات الاقتصادية Economic Indicators Survey

2019
First Quarter



Indicators



Content:

0. Introduction
1. Data Sources
2. Objectives
3. Terms and concepts in the Economic Indicators Survey bulletin
4. Spatial and temporal Coverage
5. Used statistical classifications
6. Sample selection
7. Data collection tools
8. Data collection method
9. Preparation and revision of results
10. Data dissemination
11. Applied quality procedures
12. Users and benefits
13. Survey results





Introduction:

The General Authority for Statistics (GASTAT) conducts many short-term surveys that meet the needs of clients and reflect the size of the Saudi economy and its seasonal changes. The economic indicators are one of the economic statistics and data that are used in the short term in measuring the performance of different sectors of the economy to assess the economic situation and know the strengths and weaknesses of the economy.

Therefore, the economic indicators survey implemented by GASTAT on a quarterly basis is important because it provides short-term indicators that reflect the most important seasonal changes to the economy, such as, the number of workers by sex and nationality, compensation paid to them, the operating expenses as well as the operating revenue.

The Economic Indicators Survey is a periodic study that focuses on the characteristics and components of operating institutions practicing an economic activity or several economic activities in the public, private and non-profit sectors in all regions of Saudi Arabia. The implementation of the economic indicators survey is an extension of a series of surveys carried out by GASTAT on a regular basis. The first survey was carried out in 2016.

GASTAT expresses its thanks and appreciation to all the partners and clients from the concerned entities for their cooperation in the completion of this bulletin and also expresses its gratitude to the owners of the establishments for their response to the survey questionnaire. GASTAT hopes that everyone will provide their suggestions and comments on this bulletin at the e-mail (info@stats.gov.sa). This will improve the content of the bulletin and further develop the upcoming bulletins.





1. Sources of data in the Economic Indicators Survey

The bulletin of the Economic Indicators Survey is based on the Economic Indicators Survey, a field survey conducted by the General Authority for Statistics on a quarterly basis. It is classified under (Economic Statistics). The information in this bulletin is collected by visiting a representative sample of economic establishments in all administrative regions in Saudi Arabia. Then, an electronic questionnaire containing a number of questions is completed, through which estimates and indicators related to the survey of economic indicators are provided.

2. Objectives

1. The extraction data provides the key indicators of the national economic structure as well as the contribution of the private sector to the domestic product.
2. Providing data on all economic activities to prepare the indicators that help in identifying the growth rates of each economic activity.
3. Updating the series of economic data of each economic activity.
4. Understanding the capacity of each economic activity in terms of the size of workers
5. Identifying the change in remunerations paid to workers, as well as other expenses according to the various economic activities
6. Knowing the amount of revenues of each economic activity.
7. Providing the needed statistical data and information on all economic activities for government bodies and agencies as well as researchers.
8. Meeting the requirements needed the national accounts structure in accordance with the latest internationally adopted systems.
9. Measuring the participation of each economic activity in the economic development process.
10. Using such data for local, regional and international comparisons and in conducting studies and analyzes.





11. Providing the most important seasonal economic variables that occur in economic activities.

3. Terminologies and Concepts of Internal Trade Statistics

Establishment workers:

All individuals (Saudis and non-Saudis) who already work for the establishment with or without pay, as well as the owners, their affiliates and users, whether they are full-timers or part-timers, permanently or temporarily employed, males or females, whether they are paid on a daily, weekly or monthly basis. Workers also include joint-stock companies, chairman of the board of directors and its members, as well as workers on paid vacations.

Workers Remunerations:

All amounts from wages, salaries, benefits in-kind and social contributions due to workers during the accounting period in return for work performed, whether cash or in-kind before any deductions such as social insurance, taxes and similar deductions.

Operating expenses:

The goods and services, whether purchased in the same year or taken from stocks purchased in previous years, that were actually consumed by the establishment throughout the fiscal year to carry out the economic activity.

Operating revenues:

Cash revenues earned by an establishment as a result of practicing its main activity or other secondary activities, such as the sale and marketing of its products, providing services for consumers, or trading in goods in general. The operating revenues also include daily returns received in consideration of operations and other operating revenues that are not related to the main economic activity of the establishment but other secondary activities, such as revenues of industrial services and secondary activities, as well as revenues of selling production wastes and renting buildings, non-agricultural





plots and machinery...,etc. It also includes any other operating revenues, and the types of such revenues must be identified.

Indicators

The Economic Indicators were calculated according to the following formulas:

Indicator	Description of indicator
Number of Saudi male workers	The total number of Saudi male workers in the target quarter.
Number of non-Saudi male workers	The total number of non-Saudi male workers in the target quarter.
Number of Saudi female workers	The total number of Saudi female workers in the target quarter.
Number of non-Saudi female workers	The total number of non-Saudi female workers in the target quarter.
Workers remunerations	The total financial dues paid to the worker from salaries, benefits and other payments in the target quarter.
Average remunerations	Total workers remunerations to total number of workers.
Operating expenses	All the expenditure of the institution as a result of practicing its economic activity in the target quarter.
Operating revenues	All revenues of the institution earned as a result of practicing its main activity or other secondary economic activities in the target quarter.
Productivity rate	Total number of workers to total operating revenues.





4. Coverage

4.1. Spatial coverage:

The Survey of Economic Indicators covers all 13 administrative regions of Saudi Arabia. The survey covers the following areas: (Riyadh, Makkah, Madinah, Qassim, Eastern Region, Asir, Tabuk, Hail, Northern border, Jazan, Najran, Al-Baha and Al-Jouf). Greater importance was given to cities as they comprise about 84% of the total establishments in Saudi Arabia and employ about 91% of the total workers in Saudi Arabia. This was done by visiting a sample of economic establishments in each region which is chosen in a scientific way to be a representative sample of all economic establishments in the region.

4.2. Temporal coverage:

The survey is conducted during the period of time specified to visit the establishments falling under the targeted survey sample to complete the survey questionnaire data. The survey data are usually assigned to the quarter preceding the implementation.

5. Used Statistical Classifications

The data of the bulletin is based on the National Classification for the economic Activities (ISIC4).

6. Sample Selection

The sample of the survey was chosen by selecting (12051) establishments, as a representative sample of the survey's community distributed by administrative regions at the level of Saudi Arabia.

Sample units in the Economic Indicators Survey

The primary sample unit is the enumeration areas, which are the sample units that were taken in the first stage from the sample design. The (establishment) is the secondary and final sample unit, which are sample units that were taken in the second stage of the sample design, and each secondary sample unit is considered a part of the primary sample unit.





7. Tools of Data Collection:

The survey questionnaire was prepared and designed by business statistics specialists in the General Authority for Statistics (GASTAT). When designing the questionnaire, the international recommendations and standards were taken into consideration. The questionnaire was presented to specialists and experts during their visit to the Authority and to the relevant bodies as well to consider their feedback and observations. The questions were formed in a specified scientific way in order to unify questions asked by researchers.

The questionnaire was divided into six sections based on the subject to increase the efficiency of the questionnaire in achieving the technical specifications of the fieldwork stage		
Economic activity	Average number of workers	Workers remunerations
Operating Expenses	Operating revenues	Changes in fixed assets
Full questionnaire can be viewed and downloaded from GASTAT's official website https://www.stats.gov.sa/ar/888		

After the questionnaire is approved, it was transformed into an electronic questionnaire that can be handled through the developed data collection system by using the tablet devices, which allows the following:

1. Reviewing the field researcher work zone (survey sample)
2. Reaching to the sample (establishment) by using the map in the tablet
3. Completing the data in high quality by using data auditing and navigation rules (to discover errors of inputs and non-logical inputs electronically when completing the data)
4. Communication between the supervisory categories through sending and receiving the notes with the field researcher.





8. Data Collection Method

- Candidates working as field researchers, who visited the establishments to collect the data of the Economic Indicators Survey, were selected according to a number of practical and objective criteria related to the nature of work, such as:
 - ❖ Educational level
 - ❖ Experience in fieldwork
 - ❖ Personal traits, such as good conduct, medically and psychologically fit with no Sensory impairment.
 - ❖ The candidate must pass the training program of the Economic Indicators Survey.
 - ❖ Not less than 20 years old.
- All candidates (GASTAT staff and collaborators from some government entities) have been prepared through special training programs.
- The direct contact approach with the establishment in the process of completing the survey questionnaire and data collection was adopted. The field researcher visited the establishments within the sample of the survey after reaching them using the coordinates in the tablet and the guide maps. He also identified himself and presented the official documents proving his statistical identity. In addition, he explained the purpose of his visit and provided an overview of the survey and its objectives. Furthermore, the researcher filled in the electronic questionnaire orally from the establishment owner or any person in charge of the establishment and knows its affairs .
- All field researchers used tablets to complete survey questionnaire data based on the time reference specified according to the rules of navigation between the sections and questions of the questionnaire.
- Field researchers in different regions of Saudi Arabia used the "synchronization" feature available on tablets to upload and transfer the establishment data directly to the database associated with it at the headquarters of GASTAT, where it is stored in a specific format for review and subsequent processing.
- The (Auditing rules) are applied electronically to ensure the consistency, accuracy and logic of the data on the Economic Indicators Survey questionnaire. This is done through an (electronic bases that detect the discrepancy of answers). These bases were built by linking the logical relationship between the answers of the questionnaire and its variables to help the field researcher to detect any error directly when completing data with the informant. These bases will not allow the passing of





errors if the answer conflicts with another information or answer in the questionnaire.

- The data collected was verified by reviewing the data through the same field researcher, his inspector and the supervisor on the survey in the supervision area. All the work areas were subjected to a process of monitoring and reviewing from the data quality room at the headquarters of GASTAT. This room also monitors and controls the performance of all working groups in the field in synchronization with the time of the data collection implementation starting from the first day to the last day.

9. Preparations and Revision Results

After the revision of the collected data of the Economic Indicators Survey, the results were calculated and extracted. Then, all outputs were stored and uploaded to the database. After that, the final auditing was made by specialists in business Statistics through modern technologies and software designed for this purpose.

10. Data Dissemination

First: Preparation of Results Designed for Publishing:

During this stage, GASTAT downloaded the results of the data from the database of the Economic Indicators survey. Then, the publication tables, Figures of data, indicators, metadata, and methodology were prepared in both languages English and Arabic.

Second: Preparation of Media materials and the announcement of bulletin release date:

After GASTAT published the release date of the bulletin on its official website in the beginning of the Gregorian calendar, it prepared media materials to announce its release through all media in addition to its various platforms on the social media sites. The announcement is made on the predetermined day of publishing. The publishing starts from the official website in different templates in the form of open data in Excel to





ensure that it spreads and reaches all clients and those interested in the results of the Economic Indicators Survey, and to include it in the statistical library on the website

Third: Communicating with clients and providing them with the bulletin:

GASTAT believes in the importance of communicating with the clients, therefore, once the bulletin of the Economic Indicators Survey is released, it immediately communicates with the clients and provides them with the report. It also receives questions and queries from clients about the report and its results through various communication channels where clients can request data. Requests and enquiries are received through:

- GASTAT official website www.stats.gov.sa
- GASTAT official e-mail info@stats.gov.sa
- Client support's e-mail cs@stats.gov.sa
- Official visits to GASTAT's head office in Riyadh or to one of its branches in Saudi Arabia.
- Official letters.
- Statistical phone (920020081)



11. Applied quality procedures

The Economic Indicators Survey is subject to many technical quality procedures to guarantee the quality of data resulted from this survey. These procedures include:

1. Using the assessment of previous surveys to monitor the strengths and weaknesses in the implementation of the survey and improve the procedures of statistical data collection.
2. Training and testing researchers to guarantee data access in a way that conforms with the survey objectives .
3. Testing the electronic tools used to collect data to make sure that data are safe and protected during all survey stages .
4. Reducing the respondent burden by using proper statistical methods .
5. The obligation in publishing the results according to the predetermined publication dates.



In addition to this, there are a number of procedures performed in GASTAT's data quality room during the data collection field operations.

Data quality room:

An operations room that synchronously works with the field works of surveys. It is equipped with electronic monitoring tools and tracking screens used by observers and quality specialists to review the consistency of data and to detect errors and extreme values during the data collection process in the field. This is done by immediately following up what is being filled out by the field researcher. Moreover, this Room is responsible for checking the researchers commitment to the survey instructions during the visit, and the correctness and logicity of the data. It also ensures implementation of the visitation plan of households or establishments, and reviews some important indicators of the survey to ensure the data accuracy. The main tasks of the Data Quality Room are:

- Reviewing the collected data and sending notes to the field operating teams of different levels through an automated desktop system that is linked with the tablets of the researchers, so they can access the feedback quickly at their working locations.
- Making a phone call with the establishment in order to ask some questions from the questionnaire to check the accuracy of data completed by the researcher, and his commitment to the instructions during the visit. Also, to obtain the missing data that have not been received yet, and to thank the households' heads for their cooperation .
- Answering field inquiries received from field researchers or the person in charge of giving information about the establishment.

Checking the questionnaire completion location by matching its coordinates with the registered ones in the sample file.

12. Users and Benefits:

The Economic Indicators Survey benefits all sectors interested in tracking the economic changes in the economic activities in Saudi Arabia. The most important beneficiaries of the survey are the Ministry of Economy and Planning, the Ministry of Commerce, the





Ministry of Labor and Social Development and the General Organization for Social Insurance (GOSI), as well as regional and international organizations, Academic researchers and investors. The results of the economic indicators survey are useful in identifying the short-term changes that have taken place in the Saudi economy and the growth rates of each economic activity. The data from the economic indicators survey also helps support the decision-makers and planners of the labour market in Saudi Arabia. Furthermore, the survey indicators help to understand the capacity of each economic activity in terms of the size of workers and measure the participation of each economic activity in the economic development process. These data are used for local, regional and international comparisons and in conducting studies and analyzes

The details of the Economic Indicators Survey methodology can be viewed through
GASTAT's official website

<https://www.stats.gov.sa/ar/888>





Table 1

جدول 1

عدد المنشآت حسب النشاط الاقتصادي خلال الربع الأول ٢٠١٩

No. of establishments by economic activity, 1st . Qrt. 2019

Economic Activity	عدد المنشآت No. of establishments	النشاط الاقتصادي
1 Agriculture, forestry & fishing	89,412	1 الزراعة والحراة وصيد الأسماك
2 Mining & quarrying	668	2 التعدين واستغلال المحاجر
3 Manufacturing	108,256	3 الصناعة التحويلية
4 Electricity, gas, steam & air conditioning supply	784	4 توصيل الكهرباء والغاز
5 Water supply; sewerage, waste remediation	2,452	5 امدادات الماء والصرف الصحي
6 Construction	33,891	6 التشييد
7 Wholesale& retail trade; repair of motor vehicle	470,607	7 تجارة الجملة والتجزئة
8 Transportation& storage	16,712	8 النقل والتخزين
9 Accommodation & food service activities	104,411	9 الإقامة والطعام
10 Information & communication	5,608	10 المعلومات والاتصالات
11 Financial & insurance	6,629	11 أنشطة المال والتأمين
12 Real estate activities	34,504	12 الأنشطة العقارية
13 Professional, scientific & technical activities	12,642	13 الأنشطة المهنية
14 Administrative and support service activities	21,353	14 الخدمات الإدارية والدعم
15 Education	9,337	15 التعليم
16 Human health and & work activities	5,839	16 الصحة والعمل الاجتماعي
17 Arts, entertainment & recreation	2,477	17 الفنون والترفيه
18 Other service	79,143	18 الخدمات الأخرى
Total	1,004,725	الجملة

Source -GASat

المصدر - الهيئة العامة للإحصاء



No. of establishments by economic activity, 1st . Qrt. 2019

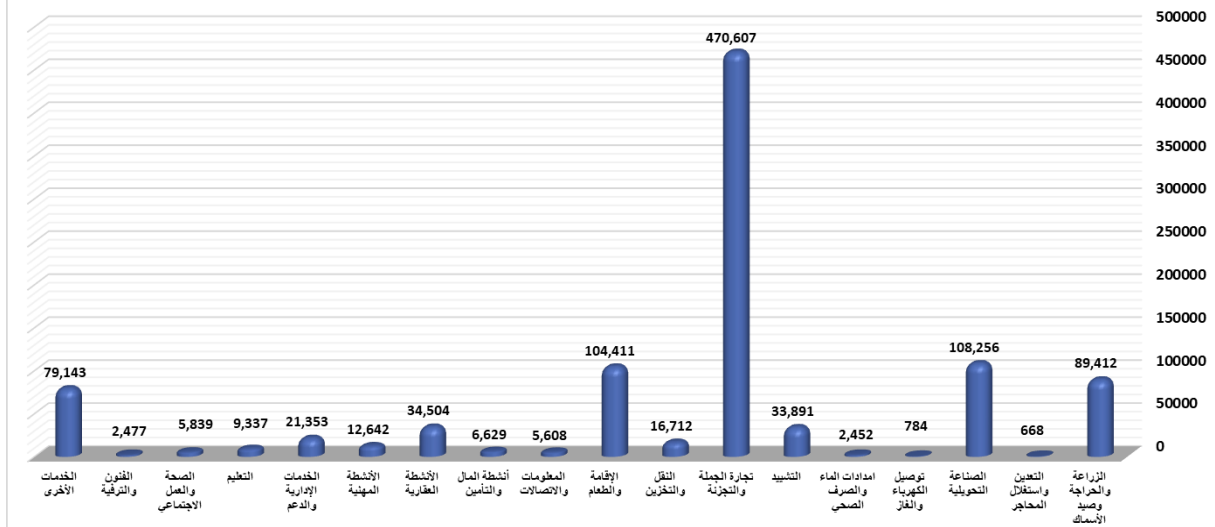




Table 2

جدول ٢

عدد المشتغلين في القطاع الخاص والقطاع العام حسب الجنس خلال الربع الأول ٢٠١٩
Number of Employees in Private Sector and Public Sector by gender , 1st. Qrt. 2019

Sector	المشتغلين إجمالي _ Total Employees			الغير سعوديين _ non- Saudi			السعوديون _ Saudi			القطاع
	الجملة	اناث	ذكور	الجملة	اناث	ذكور	الجملة	اناث	ذكور	
	Total	Female	Male	Total	Female	Male	Total	Female	Male	
1 Private Sector	8,409,599	762372	7647227	6709916	218479	6491437	1699683	543893	1,155,790	1 خاص
2 Public Sector	263,908	61128	202780	30479	8309	22170	233429	52819	180,610	2 عام
Total	8673507	823500	7850007	6740395	226788	6513607	1933112	596712	1336400	الجملة

Source -GOSI

المصدر - المؤسسة العامة للتأمينات الاجتماعية

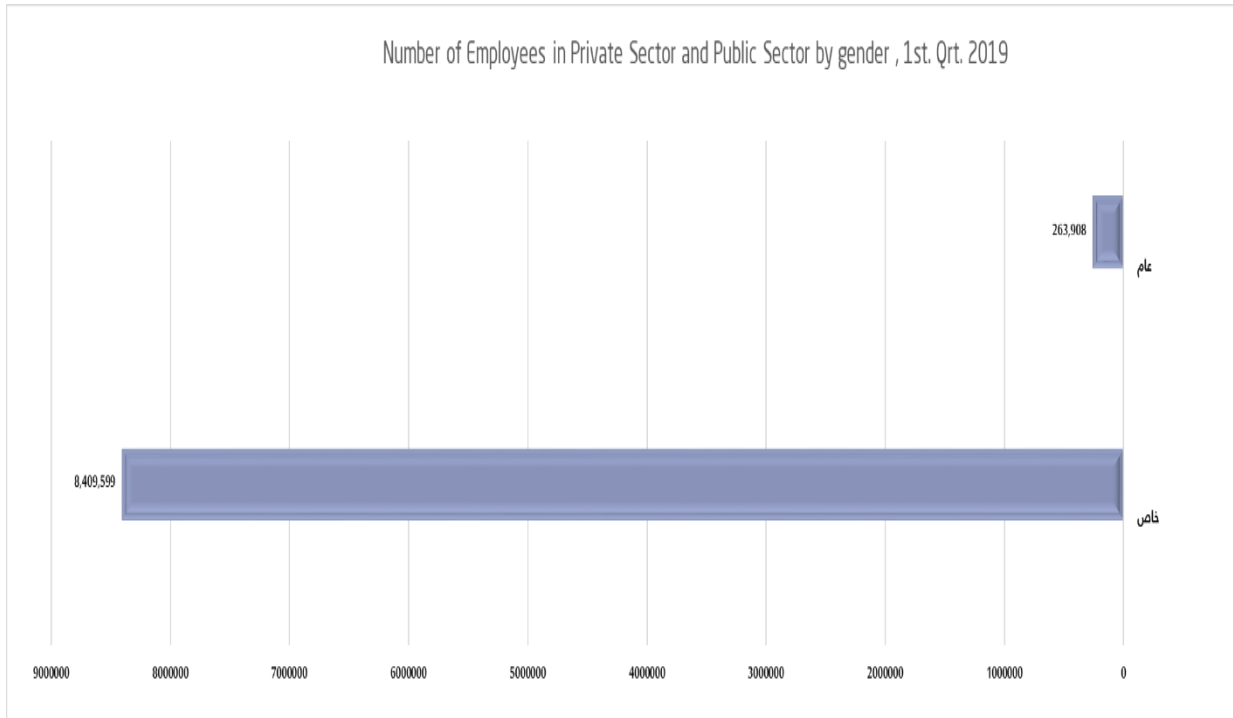




Table3

جدول ٣

عدد المشتغلين في القطاع الخاص والقطاع العام حسب الجنس والجنسية والمنطقة الادارية خلال الربع الأول ٢٠١٩
Number of Employees in Private Sector and Public Sector by gender, Nationality and Administrative Region, 1st. Qrt. 2019

Administrative Area	المشتغلين إجمالي _ Total Employees			الغير سعوديين _ non- Saudi			السعوديون _ Saudi			المنطقة الإدارية
	الجملة	اناث	ذكور	الجملة	اناث	ذكور	الجملة	اناث	ذكور	
	Total	Female	Male	Total	Female	Male	Total	Female	Male	
1 Riyadh	3,416,439	385679	3030760	2622947	118199	2504748	793492	267480	526012	الرياض
2 Makkah	1,937,232	194753	1742479	1511669	42766	1468903	425563	151987	273576	مكة المكرمة
3 Madinah	308,843	26396	282447	243661	6337	237324	65182	20059	45123	المدينة المنورة
4 Qassim	312,456	20851	291605	266822	6976	259846	45634	13875	31759	القصيم
5 Easte. Prov.	1,834,831	134061	1700770	1381198	35577	1345621	453633	98484	355149	المنطقة الشرقية
6 Asir	286,140	21072	265068	232784	7842	224942	53356	13230	40126	عسير
7 Tabuk	96,782	8313	88469	77093	1402	75691	19689	6911	12778	تبوك
8 Hail	105,885	8674	97211	89738	2268	87470	16147	6406	9741	حائل
9 North.Bord.	38,548	2401	36147	32343	507	31836	6205	1894	4311	الحدود الشمالية
10 Jazan	123,534	9371	114163	102855	1895	100960	20679	7476	13203	جازان
11 Najran	113,169	6691	106478	96585	1617	94968	16584	5074	11510	نجران
12 AL - Baha	41,554	2209	39345	33700	539	33161	7854	1670	6184	الباحة
13 AL - Jouf	58,094	3029	55065	49000	863	48137	9094	2166	6928	الجوف
Total	8,673,507	823,500	7,850,007	6,740,395	226,788	6,513,607	1,933,112	596,712	1,336,400	الجملة

Source - GOSI

المصدر - المؤسسة العامة للتأمينات الاجتماعية



Number of Employees by Administrative Region, 1st. Qrt. 2019

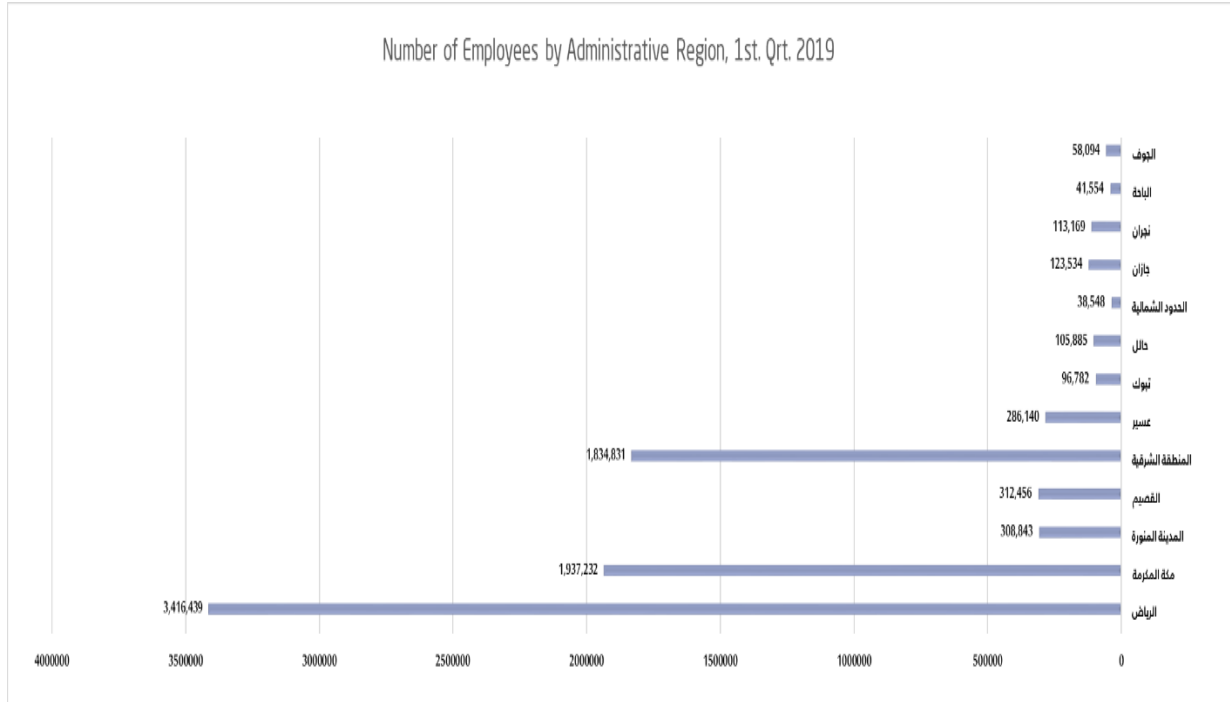




Table4

جدول ٤

عدد المشتغلين في القطاع الخاص والقطاع العام حسب فئات العمر والجنس والجنسية خلال الربع الأول ٢٠١٩
Number of Employees in Private Sector and Public Sector by gender , Nationality and Age group , 1st. Qrt. 2019

Age group	المشتغلين إجمالي _ Total Employees			الغير سعوديين _ non- Saudi			السعوديون _ Saudi			فئات العمر
	الجملة Total	اناث Female	ذكور Male	الجملة Total	اناث Female	ذكور Male	الجملة Total	اناث Female	ذكور Male	
1 15-19	53,907	11254	42653	1012	144	868	52895	11110	41785	15-19 1
2 20-24	537,916	83720	454196	210841	7311	203530	327075	76409	250666	20-24 2
3 25-29	1,488,922	186407	1302515	1031696	38495	993201	457226	147912	309314	25-29 3
4 30-34	1,773,251	180068	1593183	1401611	53651	1347960	371640	126417	245223	30-34 4
5 35-39	1,513,551	135669	1377882	1246758	47768	1198990	266793	87901	178892	35-39 5
6 40-44	1,136,060	87748	1048312	970529	34442	936087	165531	53306	112225	40-44 6
7 45-49	818,676	56686	761990	711678	20514	691164	106998	36172	70826	45-49 7
8 50-54	624,312	39479	584833	539925	11812	528113	84387	27667	56720	50-54 8
9 55-59	389,889	25330	364559	327153	6707	320446	62736	18623	44113	55-59 9
10 64-60	209,889	11923	197966	185180	3893	181287	24709	8030	16679	64-60 10
11 65+	127,134	5216	121918	114012	2051	111961	13122	3165	9957	65+ 11
Total	8,673,507	823500	7850007	6740395	226788	6513607	1933112	596712	1336400	الجملة

Source -GOSI

المصدر - المؤسسة العامة للتأمينات الاجتماعية

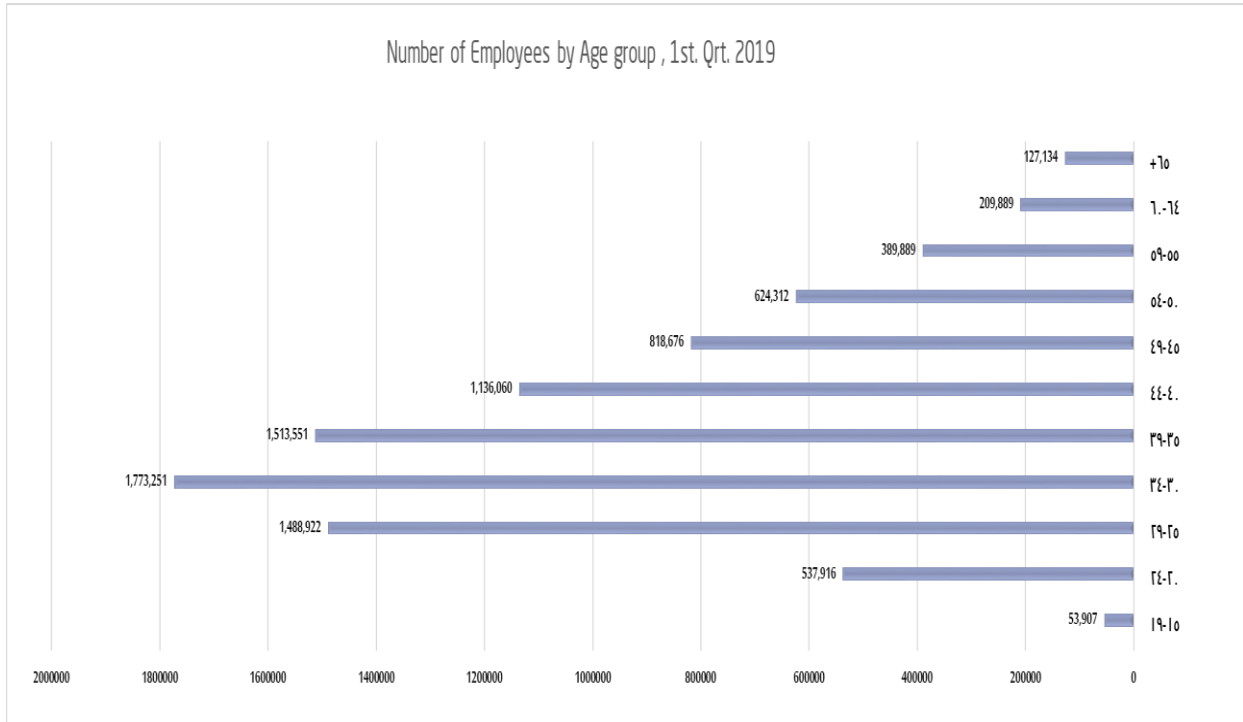




Table 5

جداول 5

عدد المشتغلين في القطاع الخاص والقطاع العام حسب المجموعات الرئيسية للمهنة، الجنس والجنسية خلال الربع الأول ٢٠١٩
Number of Employees in Private Sector and Public Sector by gender, Nationality and Occupation group, 1st. Qrt. 2019

Occupations	المشتغلين إجمالي _ Total Employees			الغير سعوديين _ non- Saudi			السعوديون _ Saudi			المهنة
	الجملة Total	إناث Female	ذكور Male	الجملة Total	إناث Female	ذكور Male	الجملة Total	إناث Female	ذكور Male	
1 Specialists in scientific, technical and humanity	448,042	81177	366865	269849	23100	246749	178193	58077	120116	1 الاختصاصيون في المواضيع العلمية
2 Technicians in scientific, technical and humanity	655,240	131273	523967	441344	54646	386698	213896	76627	137269	2 الفنيون في المواضيع العلمية والفنية
3 Clerical occupations	575,789	221218	354571	65391	7469	57922	510398	213749	296649	3 المهنة الكتابية
4 Basic engineering professions	1,982,897	20292	1962605	1784968	2015	1782953	197929	18277	179652	4 المهنة الهندسية الأساسية المساعدة
5 Managers and business managers	216,800	45338	171462	61241	2020	59221	155559	43318	112241	5 المديرون ومديرو الأعمال
6 Sales occupations	528,294	133307	394987	258456	6683	251773	269838	126624	143214	6 مهنة البيع
7 Service occupations	3,606,029	173515	3432514	3268359	121498	3146861	337670	52017	285653	7 مهنة الخدمات
8 Agriculture, hunting and animal husbandry	76,088	609	75479	72047	75	71972	4041	534	3507	8 مهنة الزراعة والصيد وتربية الحيوان والطيور
9 Industrial/chemical processes and food industries	175,380	11209	164171	143623	4852	138771	31757	6357	25400	9 مهنة العمليات الصناعية والكيميائية
10 Other occupations	408,948	5562	403386	375117	4430	370687	33831	1132	32699	10 مهنة أخرى
Total	8,673,507	823500	7850007	6740395	226788	6513607	1933112	596712	1336400	الجملة

Source: GOSI

المصدر: المؤسسة العامة للإحصاء



Number of Employees by Nationality and Occupation group, 1st. Qrt. 2019

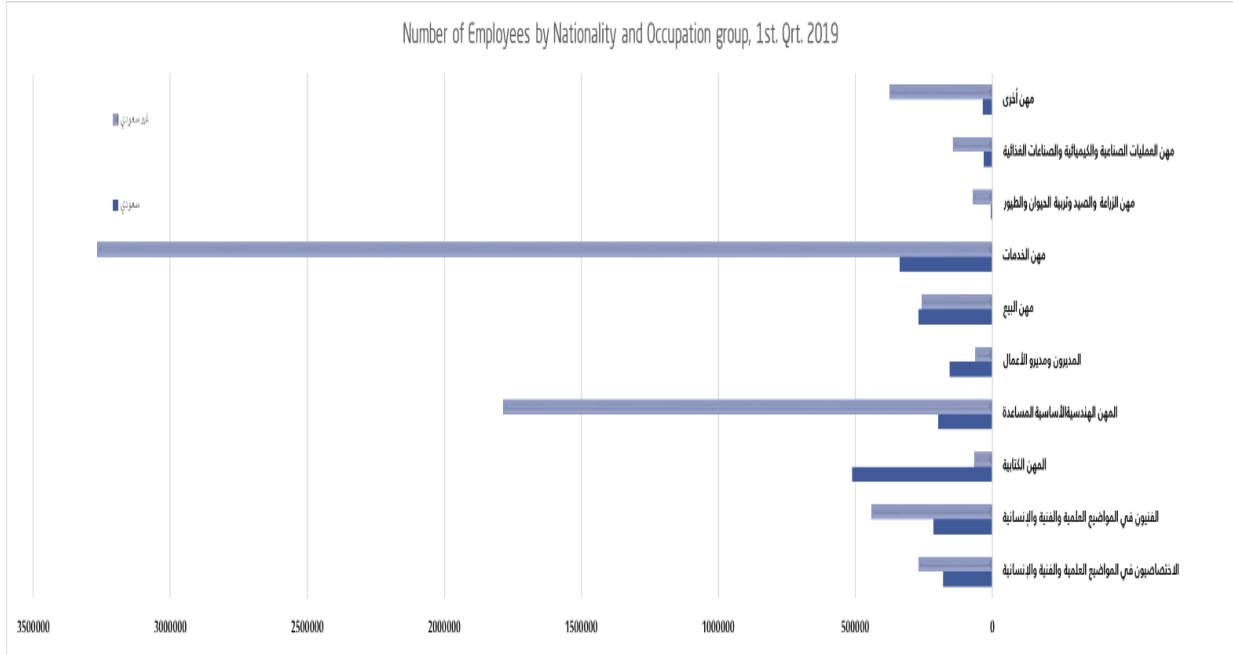




Table 6

دولة

عدد المشتغلين في القطاع الخاص والقطاع العام حسب أقسام المهن الرئيسية والمناطق الإدارية خلال الربع الأول ٢٠١٩
Number of Employees in the private sector and public sector by Occupation group and Administrative Area, 1st. Qrt. 2019

Administrative Area	الجمالي Total	مهن أخرى Other occupations	مهن العمليات الصناعية والكيميائية والصناعات الغذائية Industrial/chemi- cal processes and food industries	مهن الزراعة والصيد وتربية الحيوان والطيور Agriculture hunting and animal husbandry	مهن الخدمات Service occupations	مهن البيع Sales occupations	المديرون ومديرو الأعمال Managers and business managers	المهن الهندسية الأساسية المساعدة Basic engineering professions	المهن الكتابية Clerical occupations	الفنيون في المواضيع العلمية والفنية والإنسانية Technicians in scientific technical and humanity subject	التخصصيون في المواضيع العلمية والفنية والإنسانية Specialists in scientific technical and humanity subject	المنطقة الإدارية
1 Riyadh	3,416,439	173,832	52,804	26,848	1,424,797	235,922	93,004	697,108	267,415	247,504	197,205	1 الرياض
2 Makkah	1,937,232	62,609	34,269	11,318	854,460	160,606	59,022	375,186	135,967	142,854	100,941	2 مكة المكرمة
3 Madinah	308,843	15,351	8,245	3,674	138,275	14,061	7,913	66,538	17,816	23,470	13,500	3 المدينة المنورة
4 Qassim	312,456	20,604	6,042	4,826	135,397	11,521	5,762	91,006	12,521	14,142	10,635	4 القصيم
5 Easte. Prov.	1,834,831	69,509	52,055	12,626	690,736	71,672	34,784	524,121	105,637	175,980	97,711	5 المنطقة الشرقية
6 Asir	286,140	15,795	7,421	4,494	119,510	12,226	5,245	81,544	11,804	18,245	9,856	6 عسير
7 Tabuk	96,782	8,103	2,593	2,645	39,793	3,844	2,069	21,408	4,660	7,681	3,986	7 تبوك
8 Hail	105,885	10,594	2,790	3,425	41,605	3,270	2,015	28,710	4,957	5,321	3,198	8 حائل
9 North.Bord.	38,548	3,246	1,200	169	15,177	1,465	699	11,751	1,520	2,017	1,304	9 الحدود الشمالية
10 Jazan	123,534	14,930	2,802	2,652	56,149	5,156	2,600	25,070	4,420	6,076	3,679	10 جازان
11 Najran	113,169	7,264	2,157	1,221	49,306	3,965	1,753	32,465	6,180	5,763	3,095	11 نجران
12 AL - Baha	41,554	2,179	1,246	450	18,070	1,808	973	12,244	1,469	2,014	1,101	12 الباحة
13 AL - Jouf	58,094	4,932	1,756	1,740	22,754	2,778	961	15,746	1,423	4,173	1,831	13 الجوف
Total	8,673,507	408,948	175,380	76,088	3,606,029	528,294	216,800	1,982,897	575,789	655,240	448,042	الجملة

Source: GSI

المصدر: المؤسسة العامة للإحصاء



Number of Employees by Occupation group, 1st. Qrt. 2019

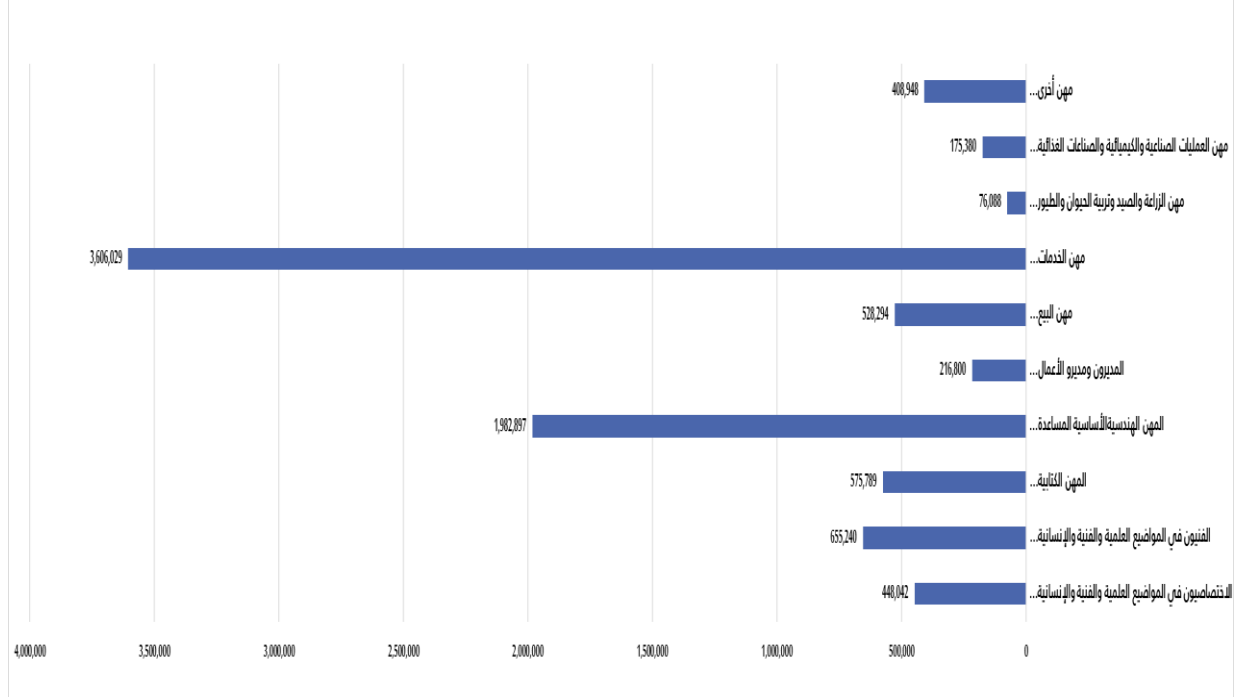




Table 7

جدول ٧

عدد المشتغلين في القطاع الخاص والقطاع العام حسب أقسام المهن الرئيسية وفئات العمر خلال الربع الأول ٢٠١٩
Number of Employees in the private sector and public sector by Occupation group and Age group, 1st. Qrt. 2019

Age group	الجمالي Total	مهن أخرى Other occupations	مهن الصناعات والصناعات الغذائية Industrial/chemical processes and food industries	مهن الزراعة والصيد وتربية الحيوان والطيور .Agriculture hunting and animal husbandry	مهن الخدمات Service occupations	مهن البيع Sales occupations	المديرون ومديرو العمال Managers and business managers	المهندسين الأساسية المساعدة Basic engineering professions	المهن الكتابية Clerical occupations	المتخصصين في المواضيع العلمية والفنية والإنسانية Technicians in .scientific technical and humanity subject	المتخصصين في المواضيع العلمية والفنية والإنسانية Specialists in .scientific technical and humanity subject	الفئات العمرية
1 15-19	53,907	749	484	79	8,891	15,976	2,780	7,278	13,489	2,831	1,350	15-19 1
2 20-24	537,916	24,308	8,004	2,162	194,592	79,528	15,234	78,411	85,902	35,088	14,687	20-24 2
3 25-29	1,488,922	68,094	22,506	7,096	671,230	86,944	23,638	273,024	132,819	117,488	86,083	25-29 3
4 30-34	1,773,251	79,138	32,498	12,814	733,061	90,245	34,614	412,882	118,155	155,308	104,536	30-34 4
5 35-39	1,513,551	67,153	31,713	14,748	619,255	78,064	37,784	377,675	85,824	116,768	84,567	35-39 5
6 40-44	1,136,060	52,614	25,453	13,589	477,256	56,520	30,345	292,058	51,679	81,664	54,882	40-44 6
7 45-49	818,676	38,939	20,185	10,310	348,932	40,761	23,059	210,957	32,178	58,578	34,777	45-49 7
8 50-54	624,312	31,170	16,680	7,786	261,849	34,784	18,697	161,031	24,601	41,542	26,172	50-54 8
9 55-59	389,889	21,357	10,336	4,176	158,252	23,307	14,918	95,359	18,025	24,703	19,456	55-59 9
10 64-60	209,889	13,003	5,070	2,215	82,740	13,625	8,950	49,673	8,494	13,858	12,261	64-60 10
11 65+	127,134	12,423	2,451	1,113	49,971	8,540	6,781	24,549	4,623	7,412	9,271	65+ 11
Total	8,673,507	408,948	175,380	76,088	3,606,029	528,294	216,800	1,982,897	575,789	655,240	448,042	الاجملي

Source: GSI

المصدر: المؤسسة العامة للإحصاء





Table 8

جدول ٨

عدد المشتغلين في القطاع الخاص والقطاع العام حسب الجنس والجنسية والنشاط الاقتصادي خلال الربع الأول ٢٠١٩
Number of Employees in Private Sector and Public Sector by gender, Nationality and establishment's economic activity, 1st. Qrt. 2019

Economic Activity	المشتغلين إجمالي _ Total Employees			الغير سويجيين _ non-Saudi			السويجيين _ Saudi			النشاط الاقتصادي
	الاجملي Total	اناث Female	ذكور Male	الاجملي Total	اناث Female	ذكور Male	الاجملي Total	اناث Female	ذكور Male	
1 Agriculture, forestry and fishing	94,071	3946	90125	78631	216	78415	15440	3730	11710	1 الزراعة والحرجة وصيد
2 Mining and quarrying	179,280	5547	173733	68424	911	67513	110856	4636	106220	2 التعدين واستغلال
3 Manufacturing	847,482	70167	777315	651455	16663	634792	196027	53504	142523	3 الصناعة التحويلية
4 Electricity, gas, steam and air conditioning supply	89,976	2116	87860	47381	88	47293	42595	2028	40567	4 توصيل الكهرباء والغاز
5 Water supply, sewerage, waste management and remediation activities	16,917	789	16128	12756	28	12728	4161	761	3400	5 امدادات الماء والصرف
6 Construction	2,474,372	103801	2370571	2172028	15416	2156612	302344	88385	213959	6 التشييد
7 Wholesale and retail trade; repair of motor vehicles and motorcycles	2,049,245	194655	1854590	1609401	28520	1580881	439844	166135	273709	7 تجارة الجملة والتجزئة
8 Transportation and storage	242,151	9960	232191	185349	735	184614	56802	9225	47577	8 النقل والتخزين
9 Accommodation and food service activities	407,957	30981	376976	334037	2808	331229	73920	28173	45747	9 الإقامة والطعام
10 Information and communication	70,555	6726	63829	36579	469	36110	33976	6257	27719	10 المعلومات والاتصالات
11 Financial and insurance activities	74,401	11582	62819	13641	358	13283	60760	11224	49536	11 أنشطة المال والتأمين
12 Real estate activities	36,152	2917	33235	26287	206	26081	9865	2711	7154	12 الأنشطة العقارية
13 Professional, scientific and technical activities	138,354	10913	127441	103921	1535	102386	34433	9378	25055	13 الأنشطة المهنية
14 Administrative and support service activities	1,010,693	102826	907867	897613	69173	828440	113080	33653	79427	14 الخدمات الإدارية والدعم
15 Public administration and defence; compulsory social security	191,944	37693	154251	44948	5249	39699	146996	32444	114552	15 الإدارة العامة والدفاع
16 Education	154,044	64682	89362	69943	10266	59677	84101	54416	29685	16 التعليم
17 Human health and social work activities	335,673	133628	202045	176124	63346	112778	159549	70282	89267	17 الصحة والعمل الاجتماعي
18 Arts, entertainment and recreation	22,823	3314	19509	16976	490	16486	5847	2824	3023	18 الفنون والترفيه
19 Other service activities	218,036	26646	191390	177992	10251	167741	40044	16395	23649	19 الخدمات الأخرى
20 Activities of organizations and bodies	952	175	777	217	22	195	735	153	582	20 المنظمات والهيات
21 other	18,429	436	17993	16692	38	16654	1737	398	1339	21 أخرى
Total	8,673,507	823500	7850007	6740395	226788	6513607	1933112	596712	1336400	الاجملي

Source: GOS

المصدر: المؤسسة العامة للإحصاء



Number of Employees by economic activity, 1st. Qrt. 2019

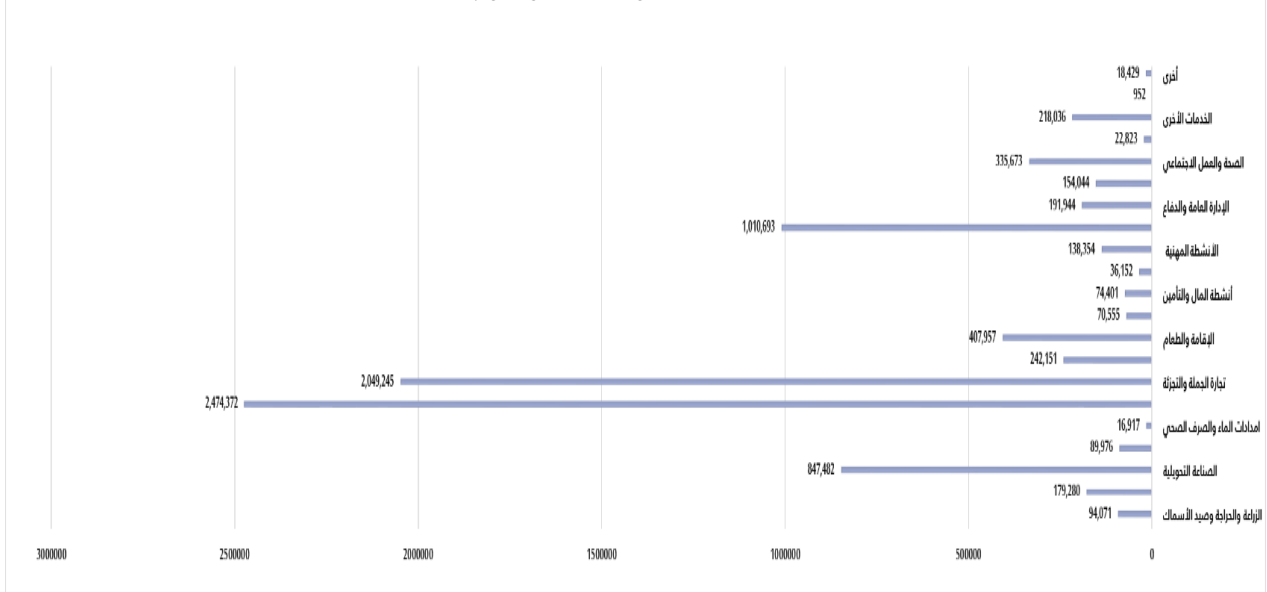




Table 9

ردول ٩

عدد المشتغلين في القطاع الخاص والقطاع العام حسب المنطقة الإدارية والنشاط الاقتصادي خلال الربع الأول ٢٠١٩
Number of Employees in Private Sector and Public Sector by Administrative Region and establishment's economic activity, 1st. Qrt. 2019

Economic Activity	الإجمالي Total	الجوف AL - Juf	الباحة AL - Baha	نجران Najran	جازان Jazan	الحدود الشمالية North.Bord.	حائل Hail	تبوك Tabuk	عسير Asir	المنطقة الشرقية Easte. Prov.	القصيم Qassim	المدينة المنورة Madinah	مكة المكرمة Makkah	الرياض Riyadh	النشاط الاقتصادي
1 Agriculture, forestry and fishing	94,071	2325	130	827	2902	130	6607	3665	1493	12459	11506	2449	14358	35220	1 الزراعة والغابات ومصيد
2 Mining and quarrying	179,280	60	187	440	555	889	336	111	1546	149966	522	2447	13653	8568	2 التعدين واستغلال
3 Manufacturing	847,482	5583	3522	6069	13695	3686	10033	10039	25945	205300	27151	36602	212203	287654	3 الصناعة التحويلية
4 Electricity, gas, steam and air conditioning supply	89,976	50	4	35	139	32	329	75	5366	18325	124	516	19749	45332	4 توصيل الكهرباء والغاز
5 Water supply, sewerage, waste management and remediation activities	16,917	40	86	104	236	73	238	110	1113	3405	132	929	4853	5598	5 امدادات الماء والصرف
6 Construction	2,474,372	16291	9421	51930	28388	15216	45690	27361	109041	642347	141446	91367	552418	742456	6 التشييد
7 Wholesale and retail trade; repair of motor vehicles and motorcycles	2,049,245	11298	17091	23002	38160	6375	15683	16722	53039	316868	56946	68229	548621	872201	7 تجارة الجملة والتجزئة
8 Transportation and storage	242,151	2533	637	3442	1711	2074	1951	2971	9481	55734	9368	7247	65243	79759	8 النقل والتخزين
9 Accommodation and food service activities	407,957	3452	3034	4321	11386	2267	5074	8022	18045	68296	12589	31609	119983	119879	9 الإقامة والطعام
10 Information and communication	70,555	178	85	217	333	112	129	209	595	3564	1068	942	10912	52211	10 المعلومات والاتصالات
11 Financial and insurance activities	74,401	57	38	135	328	80	86	118	339	4070	171	257	16963	51759	11 أنشطة المال والتأمين
12 Real estate activities	36,152	114	40	62	245	30	135	210	588	4290	189	1165	11322	17762	12 الأنشطة العقارية
13 Professional, scientific and technical activities	138,354	1368	1545	638	647	1345	1181	806	2660	28849	2756	3024	24181	69354	13 الأنشطة المهنية
14 Administrative and support service activities	1,010,693	5880	734	12181	6854	1298	4906	4278	22445	172740	15505	20737	115431	627704	14 الخدمات الإدارية والدعم
15 Public administration and defence; compulsory social security	191,944	1747	1321	3107	4441	1178	2304	4743	9809	27087	8282	2074	37513	88258	15 الإدارة العامة والدفاع
16 Education	154,044	1783	585	749	997	763	1374	3726	3436	22884	3748	9140	36763	68096	16 التعليم
17 Human health and social work activities	335,673	2636	1626	3237	5563	901	5186	7564	11788	57181	13292	18694	79882	128923	17 الصحة والعمل
18 Arts, entertainment and recreation	22,823	224	138	479	558	276	323	473	1026	3374	631	1349	6718	7254	18 الفنون والترفيه
19 Other service activities	218,036	2269	1268	2011	4916	1675	3850	4984	7390	34857	6050	9309	42033	97424	19 الخدمات الأخرى
20 Activities of organizations and bodies	952	0	7	1	64	0	0	0	0	21	9	4	20	826	20 المنظمات والهيئات
21 other	18,429	206	55	182	1416	148	470	595	915	3214	971	753	4203	5301	21 أخرى
Total	8,673,507	58094	41554	113169	123534	38548	105885	96782	286140	1834831	312456	308843	1937232	3416439	الاجملة

Source: GSI

مصدر: المؤسسة العامة للإحصاء





Table 10

جدول 10

عدد المشغلين في القطاع الخاص والقطاع العام حسب الفئة العمرية والنشاط الاقتصادي خلال الربع الأول ٢٠١٩
Number of Employees in Private Sector and Public Sector by Age group and establishment's economic activity, 1st. Qrt. 2019

Economic Activity	الإجمالي	65+	64-60	55-59	50-54	45-49	40-44	35-39	30-34	25-29	20-24	15-19	النشاط الاقتصادي
1 Agriculture, forestry and fishing	94071	1425	2609	4888	8248	10460	13349	16613	17970	13772	4436	301	1 الزراعة والصيد
2 Mining and quarrying	179280	988	3330	8845	12794	15902	20942	26521	34268	34743	19268	1679	2 التعدين واستغلال
3 Manufacturing	847482	13086	23269	44281	70350	88034	114022	145736	162245	131419	49767	5273	3 الصناعة التحويلية
4 Electricity, gas, steam and air conditioning supply	89976	514	1062	3053	5050	7578	10811	15830	20806	19265	5796	211	4 توصيل الكهرباء والغاز
5 Water supply; sewerage, waste management and remediation activities	16917	208	401	745	1203	1704	2447	3054	3378	2667	1022	88	5 امدادات الماء والصرف
6 Construction	2474372	35534	58945	110468	185801	245317	339191	443734	501924	399540	140186	13732	6 التشييد
7 Wholesale and retail trade; repair of motor vehicles and motorcycles	2049245	40469	60865	104767	160055	198684	266903	346216	396959	322459	134075	17793	7 تجارة الجملة والتجزئة
8 Transportation and storage	242151	3521	6907	12848	19940	24483	33109	43085	49422	35925	11733	1178	8 النقل والتخزين
9 Accommodation and food service activities	407957	4467	7979	16324	26373	34731	48906	65369	82307	82661	34874	3966	9 الإقامة والطعام
10 Information and communication	70555	713	1197	2288	4577	7921	10498	13618	13775	11645	3924	399	10 المعلومات والاتصالات
11 Financial and insurance activities	74401	452	819	1733	3138	5148	8544	14863	19729	17497	2415	63	11 أنشطة المال والتأمين
12 Real estate activities	36152	738	1096	1865	2861	3578	4989	6456	7133	5378	1834	224	12 الأنشطة العقارية
13 Professional, scientific and technical activities	138354	2788	4050	6032	9062	12164	17642	24832	29398	23466	8136	784	13 الأنشطة المهنية
14 Administrative and support service activities	1010693	9000	15990	31070	54138	81865	129503	184110	222618	205572	72535	4292	14 الخدمات الإدارية والدعم
15 Public administration and defence; compulsory social security	191944	1970	3672	8808	11694	15273	23206	34889	45609	38970	7426	427	15 الإدارة العامة والدفاع
16 Education	154044	2863	4261	7862	10823	14799	18760	25321	32593	29483	6959	320	16 التعليم
17 Human health and social work activities	335673	4864	7328	12041	18557	26284	38438	57980	82483	70311	16058	1329	17 الصحة والعمل
18 Arts, entertainment and recreation	22823	383	610	1034	1664	1953	2695	3724	4557	4144	1829	230	18 الفنون والترفيه
19 Other service activities	218036	2890	5068	10102	16644	21053	29562	38296	42129	36587	14234	1471	19 الخدمات الأخرى
20 Activities of organizations and bodies	952	12	15	29	24	58	116	186	265	226	21	0	20 المنظمات والهيئات
21 other	18429	249	416	806	1316	1687	2427	3118	3683	3192	1388	147	21 أخرى
Total	8673507	127134	209889	389889	624312	818676	1136060	1513551	1773251	1488922	537916	53907	الجملة

Source: GOS

المصدر: المؤسسة العامة للإحصاء





Table11

جدول 11

المشتغلون في القطاع الخاص حسب الكيان القانوني والجنس والجنسية في الربع الأول ٢٠١٩
Number of Employees in Private Sector and Public Sector by gender, Nationality and establishment's legal entity, 1st. Qrt. 2019

Establishment's Legal Entity	المشتغلين إجمالي			الغير سعوديين _ non- Saudi			السعوديون _ Saudi			الكيان القانوني
	الجملة	اناث	ذكور	الجملة	اناث	ذكور	الجملة	اناث	ذكور	
	Total	Female	Male	Total	Female	Male	Total	Female	Male	
1 Private	3,999,703	318601	3681102	3448385	64318	3384067	551318	254283	297035	1 منشأة فردية
2 Stock Share	882,855	115672	767183	582149	74664	507485	300706	41008	259698	2 منشأة مساهمة
3 Limited Liability	3,194,832	299624	2895208	2427941	74177	2353764	766891	225447	541444	3 منشأة محدودة
4 Partnership	190,146	11998	178148	147068	2050	145018	43078	9948	33130	4 منشأة تضامن
5 Limited Partnership	97,745	4499	93246	81598	565	81033	16147	3934	12213	5 منشأة توصية
6 Society	34,223	10188	24035	16272	1832	14440	17951	8356	9595	6 جمعية
7 Vocational	4,752	388	4364	2944	39	2905	1808	349	1459	7 منشأة مهنية
8 Organization regional	5,343	1402	3941	3559	834	2725	1784	568	1216	8 منظمة/ هيئة
Total	8,409,599	762372	7647227	6709916	218479	6491437	1699683	543893	1155790	الجملة

Source -GOSI

المصدر - المؤسسة العامة للتأمينات الاجتماعية

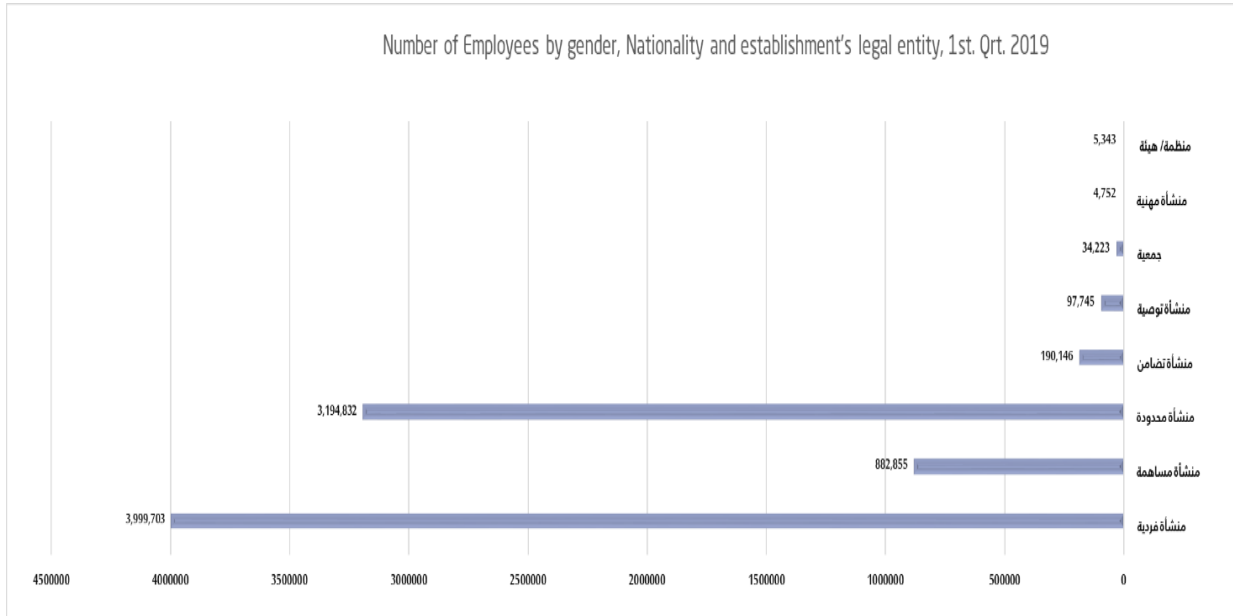




Table12

جدول ١٢

المشتغلون في القطاع الخاص حسب حجم المنشأة والجنس والجنسية في الربع الأول ٢٠١٩
Number of Employees in Private Sector and Public Sector by gender, Nationality and establishment's Size , 1st. Qrt. 2019

Establishment's Size	المشتغلين إجمالي _ Total Employees			الغير سعوديين _ non-Saudi			السعوديون _ Saudi			حجم المنشأة
	الجملة	اناث	ذكور	الجملة	اناث	ذكور	الجملة	اناث	ذكور	
	Total	Female	Male	Total	Female	Male	Total	Female	Male	
1 Micro	910,299	47131	863167	832651	11879	820773	77650	35252	42399	1 متناهية الصغر
2 Small	2,436,965	223192	2213773	2033810	38822	1994990	403157	184373	218790	2 صغيرة
3 Medium	1,714,562	175268	1539294	1354660	35959	1318701	359902	139310	220594	3 متوسطة
4 Larg	3,347,773	316781	3030993	2488795	131819	2356973	858974	184958	674007	4 كبيرة
Total	8,409,599	762372	7647227	6709916	218479	6491437	1699683	543893	1155790	الجملة

Source - GOSI

المصدر - المؤسسة العامة للتأمينات الاجتماعية



Number of Employees by gender, Nationality and establishment's Size , 1st. Qrt. 2019

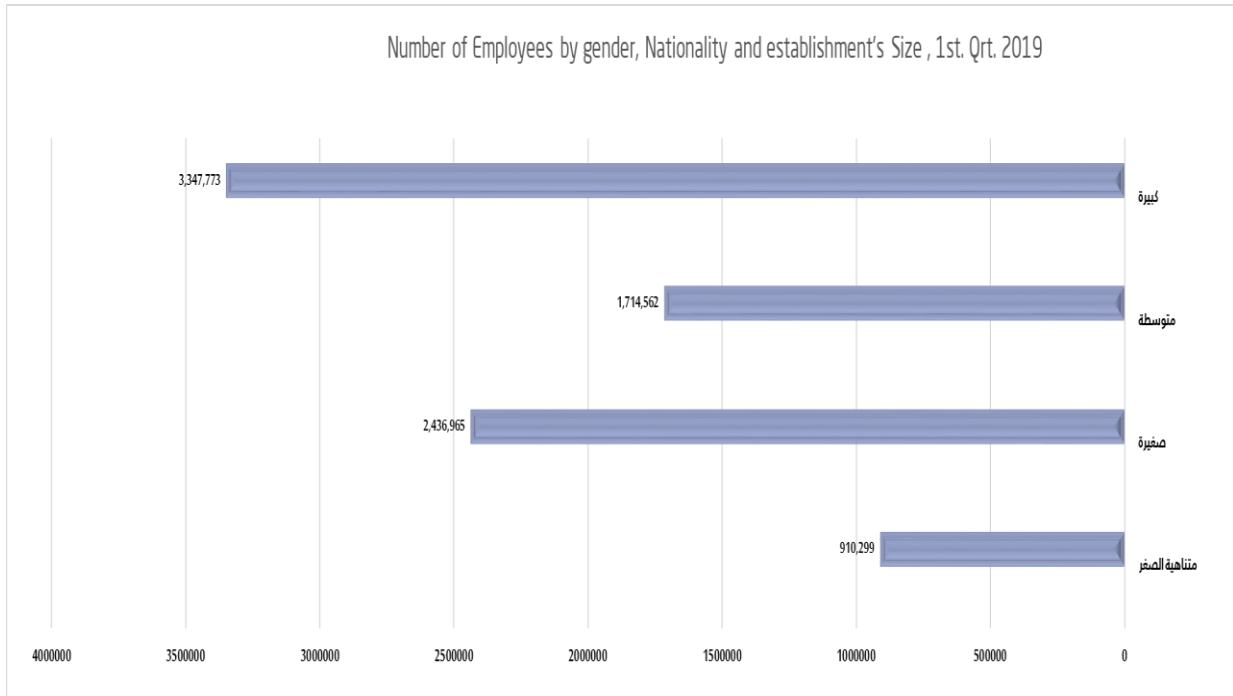




Table 13

جدول ١٣

متوسط التعويضات الشهرية المدفوعة للمشتغلين حسب النشاط الاقتصادي خلال الربع الأول ٢٠١٩

Average monthly compensation paid to employees by economic activity, 1st. Qrt. 2019

Economic activity	متوسط التعويضات Avg. compensation	النشاط الاقتصادي
1 Agriculture, forestry & fishing	1,696	١ الزراعة والحراجة وصيد الأسماك
2 Mining & quarrying	29,670	٢ التعدين واستغلال المحاجر
3 Manufacturing	4,371	٣ الصناعة التحويلية
4 Electricity, gas, steam & air conditioning supply	10,250	٤ توصيل الكهرباء والغاز
5 Water supply; sewerage, waste remediation	2,578	٥ امدادات الماء والصرف الصحي
6 Construction	2,734	٦ التشييد
7 Wholesale & retail trade; repair of motor vehicles	2,330	٧ تجارة الجملة والتجزئة
8 Transportation & storage	4,330	٨ النقل والتخزين
9 Accommodation & food service activities	2,207	٩ الإقامة والطعام
10 Information & communication	8,825	١٠ المعلومات والاتصالات
11 Financial & insurance	16,543	١١ أنشطة المال والتأمين
12 Real estate activities	2,564	١٢ الأنشطة العقارية
13 Professional, scientific & technical activities	4,050	١٣ الأنشطة المهنية
14 Administrative and support service activities	2,633	١٤ الخدمات الإدارية والدعم
15 Education	3,070	١٥ التعليم
16 Human health and & I work activities	3,086	١٦ الصحة والعمل الاجتماعي
17 Arts, entertainment & recreation	2,389	١٧ الفنون والترفيه
18 Other service	1,867	١٨ الخدمات الأخرى
Total	3,702	الجملة

Source - GASStat

المصدر - الهيئة العامة للإحصاء



Average monthly compensation paid to employees by economic activity, 1st. Qrt. 2019

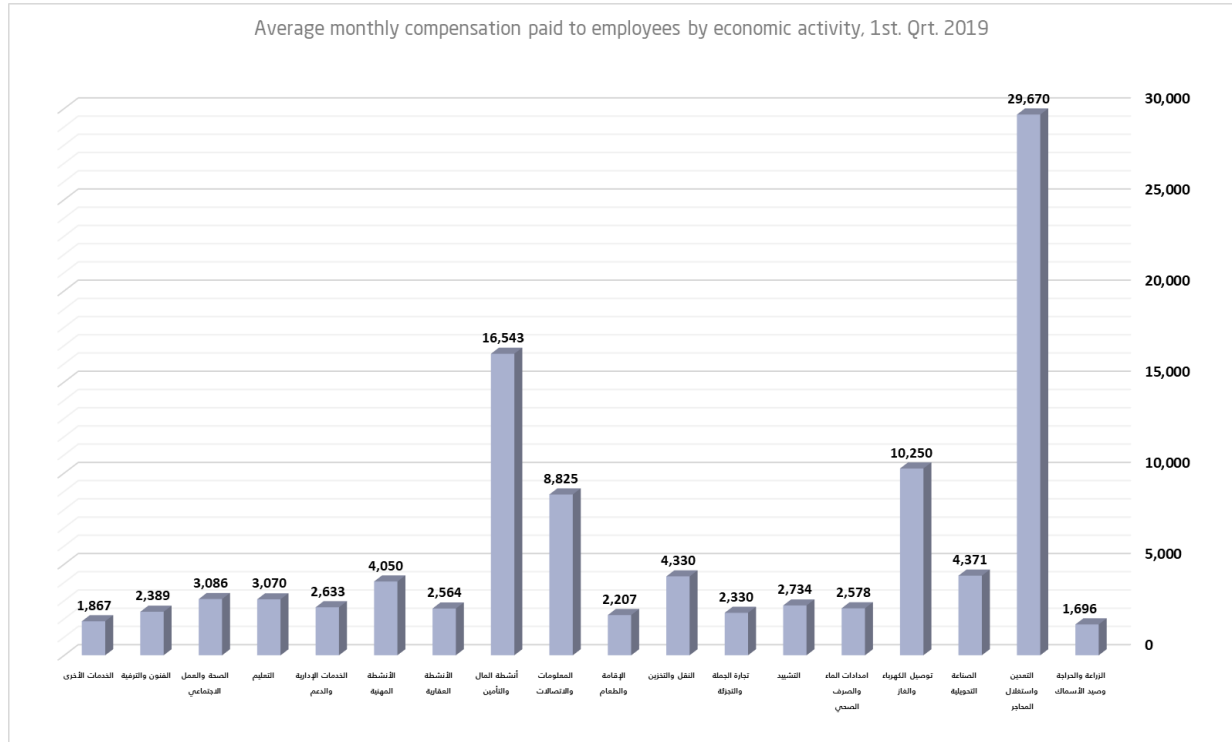




Table 14

جدول ١٤

النفقات والإيرادات التشغيلية حسب النشاط الاقتصادي خلال الربع الأول ٢٠١٩
Operating expenditures and revenues by economic activity,1st.Qrt. 2019

Economic activity	الإيرادات التشغيلية Revenues	النفقات التشغيلية Expenditures	النشاط الاقتصادي
1 Agriculture, forestry & fishing	25,187,625,463	9,225,353,263	1 الزراعة والحراجة وصيد الأسماك
2 Mining & quarrying	227,279,893,152	34,627,151,187	2 التعدين واستغلال المحاجر
3 Manufacturing	169,079,846,436	80,359,435,193	3 الصناعة التحويلية
4 Electricity, gas, steam & air conditioning supply	13,285,961,563	8,975,421,539	4 توصيل الكهرباء والغاز
5 Water supply; sewerage, waste remediation	2,958,893,531	1,409,864,798	5 امدادات الماء والصرف الصحي
6 Construction	60,564,479,823	21,998,763,933	6 التشييد
7 Wholesale & retail trade; repair of motor vehicles	146,237,982,656	85,944,679,843	7 تجارة الجملة والتجزئة
8 Transportation & storage	37,587,654,623	18,298,765,463	8 النقل والتخزين
9 Accommodation & food service activities	26,997,897,637	14,887,436,635	9 الإقامة والطعام
10 Information & communication	45,682,111,328	20,697,415,239	10 المعلومات والاتصالات
11 Financial & insurance	50,901,098,653	14,887,855,392	11 أنشطة المال والتأمين
12 Real estate activities	5,189,483,128	1,298,798,323	12 الأنشطة العقارية
13 Professional, scientific & technical activities	9,378,564,656	4,232,649,835	13 الأنشطة المهنية
14 Administrative and support service activities	16,298,785,432	8,134,658,243	14 الخدمات الإدارية والدعم
15 Education	6,126,549,824	3,269,875,212	15 التعليم
16 Human health and social work activities	14,084,583,128	5,038,712,354	16 الصحة والعمل الاجتماعي
17 Arts, entertainment & recreation	2,478,798,432	792,138,423	17 الفنون والترفيه
18 Other service	5,809,873,457	2,698,986,594	18 الخدمات الأخرى
Total	865,130,082,922	336,777,961,469	الجملة

Source - GAsStat

المصدر: الهيئة العامة للإحصاء

Operating expenditures and revenues by economic activity,1st.Qrt. 2019

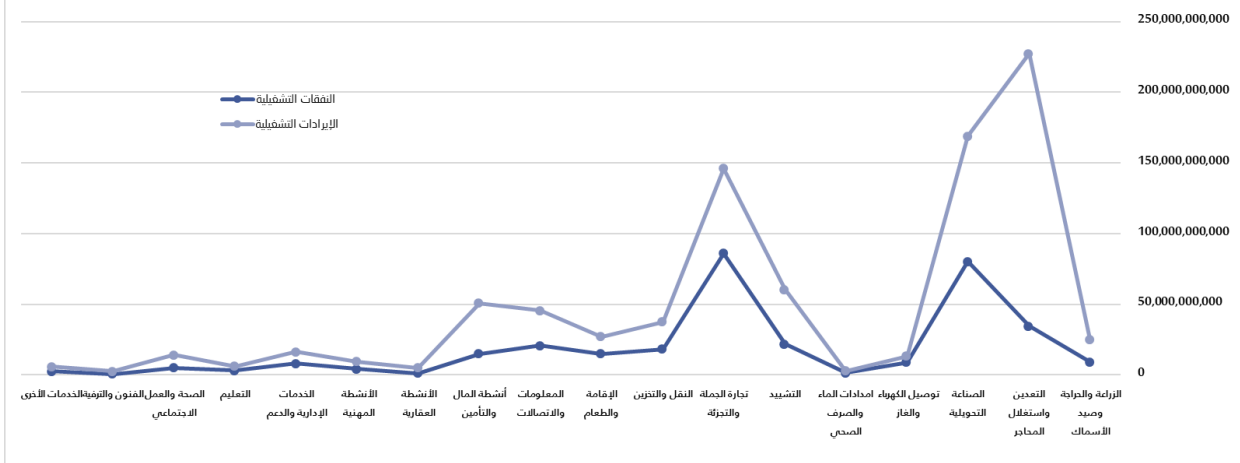




Table15

جدول 15

فائز التشغيل حسب النشاط الاقتصادي خلال الربع الأول ٢٠١٩
Operating surplus by economic activity, 1st.Qrt. 2019

Economic activity	فائز التشغيل Operating surplus	النشاط الاقتصادي
1 Agriculture, forestry & fishing	14,379,880,916	1 الزراعة والحراثة وصيد الأسماك
2 Mining & quarrying	183,881,317,079	2 التعدين واستغلال المحاجر
3 Manufacturing	75,538,379,764	3 الصناعة التحويلية
4 Electricity, gas, steam & air conditioning supply	1,976,052,446	4 توصيل الكهرباء والغاز
5 Water supply; sewerage, waste remediation	1,198,120,075	5 امدادات الماء والصرف الصحي
6 Construction	29,458,192,481	6 التشييد
7 Wholesale & retail trade; repair of motor vehicles	48,072,134,786	7 تجارة الجملة والتجزئة
8 Transportation & storage	15,916,537,903	8 النقل والتخزين
9 Accommodation & food service activities	8,521,570,743	9 الإقامة والطعام
10 Information & communication	21,955,010,230	10 المعلومات والاتصالات
11 Financial & insurance	29,974,895,872	11 أنشطة المال والتأمين
12 Real estate activities	2,901,901,836	12 الأنشطة العقارية
13 Professional, scientific & technical activities	3,770,387,445	13 الأنشطة المهنية
14 Administrative and support service activities	6,024,163,300	14 الخدمات الإدارية والدعم
15 Education	1,054,695,203	15 التعليم
16 Human health and social work activities	7,215,094,507	16 الصحة والعمل الاجتماعي
17 Arts, entertainment & recreation	1,466,222,897	17 الفنون والترفيه
18 Other service	1,890,864,750	18 الخدمات الأخرى
Total	455,195,422,233	الجملة

Source -GAStat

المصدر: الهيئة العامة للإحصاء



Operating surplus by economic activity, 1st.Qrt. 2019

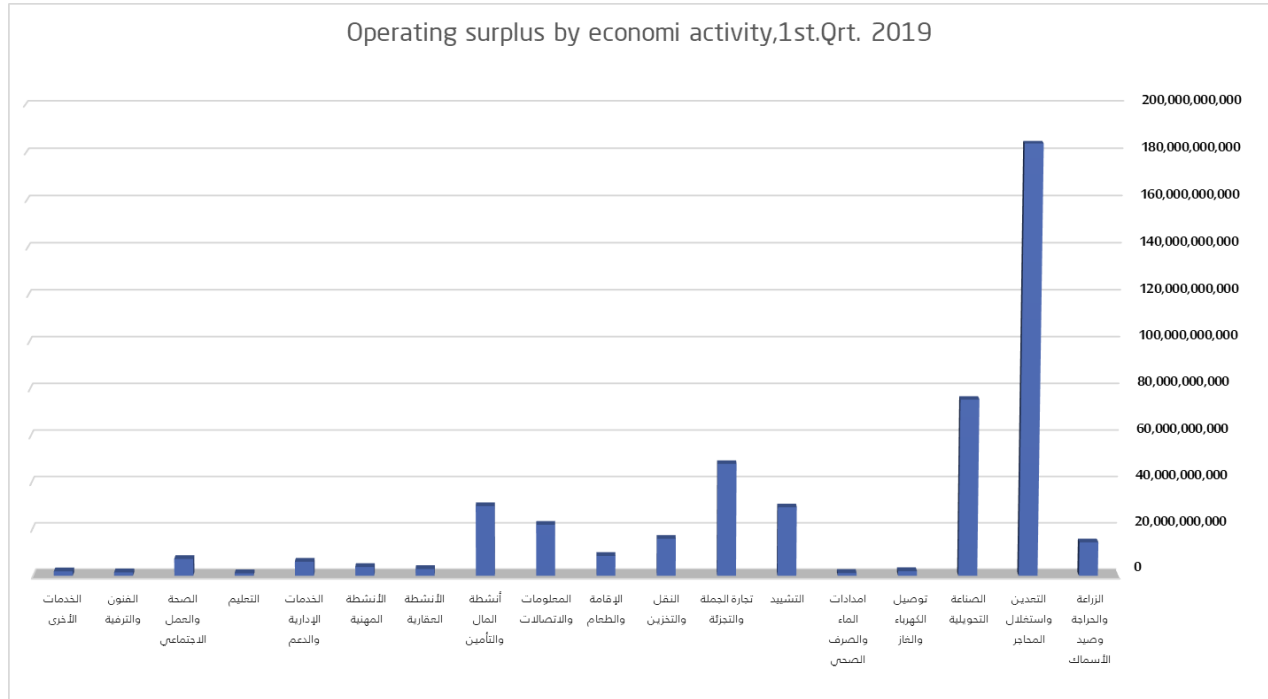




Table16

جدول ١٦

معدل إنتاجية المشتغل الشهرية حسب النشاط الاقتصادي خلال الربع الأول ٢٠١٩
Average monthly worker productivity by economic activity, 1st.Qrt. 2019

Economic activity		إنتاجية المشتغل Worker productivity	النشاط الاقتصادي	
1	Agriculture, forestry & fishing	26,989	الزراعة والحراجة وصيد الأسماك	1
2	Mining & quarrying	768,801	التعدين واستغلال المحاجر	2
3	Manufacturing	56,060	الصناعة التحويلية	3
4	Electricity, gas, steam & air conditioning supply	58,335	توصيل الكهرباء والغاز	4
5	Water supply; sewerage, waste remediation	21,738	إمدادات الماء والصرف الصحي	5
6	Construction	18,181	التشييد	6
7	Wholesale & retail trade; repair of motor vehicles	27,885	تجارة الجملة والتجزئة	7
8	Transportation & storage	48,258	النقل والتخزين	8
9	Accommodation & food service activities	16,604	الإقامة والطعام	9
10	Information & communication	133,061	المعلومات والاتصالات	10
11	Financial & insurance	139,451	أنشطة المال والتأمين	11
12	Real estate activities	13,456	الأنشطة العقارية	12
13	Professional, scientific & technical activities	27,615	الأنشطة المهنية	13
14	Administrative and support service activities	20,055	الخدمات الإدارية والدعم	14
15	Education	10,439	التعليم	15
16	Human health and social work activities	23,744	الصحة والعمل الاجتماعي	16
17	Arts, entertainment & recreation	26,865	الفنون والترفيه	17
18	Other service	8,890	الخدمات الأخرى	18
Total		43,779	الجملة	

Source - GStat

المصدر - الهيئة العامة للإحصاء

Average monthly worker productivity by economic activity, 1st.Qrt. 2019

