



الهيئة العامة للإحصاء
General Authority for Statistics

Cost of Living Index

November 2016

Contents

| S.N | Subject |
|-----|---|
| 1 | Preface |
| 2 | The methodology for the cost of living index |
| 3 | The main features of the movements of the of cost of living index |
| 4 | Tables |

Preface

Price and index numbers statistics is considered as important economic statistics associated with the daily lives of individuals. It provides the necessary information to identify the general trend of price movement through the construction of its index numbers.

The General Authority for Statistics has began to publishing the price and index numbers of the cost of living bulletins since more than 50 years ago, to provide data on consumer prices. Prices data is collected from 16 major cities of which 13 represent the centers of administrative regions as follows: (Riyadh, Makkah, Madinah, Buraydah, Dammam, Abha, Tabuk, Hail, Arar, Jazan, Najran, Baha, Sakaka) in addition of three cities, namely, (Jeddah, Taif, Hofuf), based on the components of the consumer basket of goods and services derived from 2007 household expenditure & income survey to provide monthly data, and time series for data on index number of the cost of living for the purpose of making comparisons and getting acknowledgment of price developments over time.

The General Authority for Statistics makes the necessary updates on its programs from time to time by reviewing the components of the consumer basket and updating the outlets of goods and services, in addition of a whole updating for the cost of living index number in terms of the frame and components of the consumer basket, methodology, technique of field and office work as well as the calculation of index numbers. In the light of that, the new basket of goods included (476) goods and services in 2007.

The General Authority for Statistics is pleased to issue this bulletin on its new form to researchers, planners, research centers and all those interested in economic affairs, hoping that the data that will be provided by it on a regular basis would be helpful to them. General Authority for Statistics encourage users to provide us with their comments and suggestions in order to make the necessary improvements in our work. Statistical data can also be viewed through the General Authority for Statistics web site (WWW.STATS.GOV.SA)

[. General Authority for Statistics](#)

[Price & Indexes Statistics](#)

[Fax: \(4014138 # 1196\)](#)

[P.O. 3735 Riyadh 11481](#)

[E-mail: Info @ stats.gov.sa](#)

Methodology

Description

The General Authority for Statistics collecting data on consumer prices in order to build its index numbers to identify the extent of the cost of living change. Given the extreme importance of this data, an integrated system has been developed to cover all aspects in terms of the selection of goods and services, methods of prices collection and their verification as well as the index numbers calculation, in addition to the selection of outlets and their geographical distribution. The consumer basket is a real group of goods and services that are monitored through the household expenditure and income survey. The percentage distribution is extracted for consumption of goods and services within the consumer basket to be the mainstay in the calculation of index numbers.

Objectives of the cost of living index numbers program

Prices surveys aim, in general, to provide data on consumer prices for goods and services included in the consumer basket and provide data on index numbers of the cost of living within a time series data.

Usually, the cost of living index numbers are used as follows:

- A statistical method to measure changes in the prices of goods and services purchased by the consumer from time to time.
- It is widely used for measuring inflation rates and economic recession
- It is used in economic and statistical analysis of price movements and its future forecasts through different periods of time.
- An indicator of the changes in the purchasing power of the currency.
- Also, it is used in the areas of national accounts for deriving constant price estimates.

Selection of the Goods Basket

Depending on the final results of household expenditure and income survey 2007, the items was selected to consist the new basket of goods and services to build the cost of living index number. Taking in mind the presentation of goods and services included the consumer basket which mean an increasing in the sample size to be commensurate with the volume of goods and services, which showed a relative importance equal to the statistical limit 0.03% or greater, taking into consideration that other items of the relative importance that have not achieved the value of the statistical limit has not been neglected, and that was addressed by choosing the method of distribution to similar items. The total number of selected items reached 476 goods and services. Also, the number of items for the types of rental units rent covered by the survey has been

increased to cover the four types of units (villa, floor in a villa, apartment, and public house). Goods and services forming the consumer basket are distributed into several main sections, sub-groups, chapters and items. The tabulation was carried out by using the international tabulation of the classification of individual consumption by purpose (COICOP).

Selection of sample of outlets and rental units

- Outlets and rental units, from which the prices of various goods and services collected, had been distributed, taking in mind the geographic coverage of the Kingdom's administrative regions. Results of the establishment's census have also been used in selecting outlets, in addition to the framework of population and housing census in the selection of leased units, which have been increased to four types (villa, a floor in a villa, apartment, and public house).
- Distribution of outlets in Districts (district) by proportion of number of shops available in the framework at the city level.
- Focus on specialized shops selling goods or services.
- Taking into account the type of market where the shop is located, and the relative distribution of the selected points of sale.
- The importance of the shop type within the city so that the following should be observed:
 - Table of shopping ratios obtained from the results of the household expenditure and income survey 2007 at the city level, and took it into account when selecting a sample of items or commodities.

- Linking the shopping ratios to type of shop

- Relative distribution of outlet by business activity of each shop: retail sale, services and other.
- Give priority to the larger volume of employment in the point of sale to ensure sustainability.
- Drawing an alternative sample, to be used in case of unavailability of the original outlet of sale.

Price Data Collection

Price data is collected, through direct personal interviews by a team of trained enumerators, from selected outlet and rental sale units. Address of each source is marked to facilitate access by enumerators, taking into account the distribution of these outlets for each city to cover all goods and services.

Data Entry

Data entry process carried out after collecting from interviewers. Entry programs have been prepared and the necessary controls prior to data entry process have also been taken.

All that are implemented via many ways as follows:

- Direct entry of the collected data, using computers available at the General Authority for Statistics head office, branches and offices in accordance with a special program.

- Transmission of data using handheld devices.

Data editing and processing

A wide range of rules for automatic editing and processing of the data is applied according to special analysis codes to be determined by the enumerator and field supervisor for each process. Data revision is done through a number of phases starting from the stage of data collection through primary and automated review of input data and review of central analytical data to the review of data and publishing tables.

The Base Year

The base year of the cost of living index numbers for the entire population has been approved and shifted from 1999 to be 2007 where the household expenditure & income survey was conducted.

Relative significance of Goods & Services (Relative Weights)

The relative significance of goods and services has been determined, based on the results of the Household Expenditure & Income Survey 2007 which covered all regions of the Kingdom. The relative importance of the commodity as the percentage of the share on commodity or service out of the total expenditure of all goods and services within the consumer basket

| Main expenditure division | Weights |
|--|---------|
| General Index | 100 |
| Food and beverage | 21.7 |
| Tobacco | 0.5 |
| Clothing and Footwear | 8.4 |
| Housing, water, Electricity ,Gas and other fuels | 20.5 |
| Furnishings, household equipment & Routine household | 9.1 |
| Health | 2.6 |
| Transport | 10.4 |
| Communication | 8.1 |
| Recreation and Culture | 3.5 |
| Education | 2.7 |
| Restaurants and hotels | 5.7 |
| Miscellaneous goods and services | 6.8 |

Calculating of price index number:

After the completion of all stages of the preparation of data, collection, editing and processing, the cost of living index number at the general level and detailed levels is calculated. The method of Laspeyres has been adopted in calculating the index number by using the geometric mean of prices, which using the following formula:

$$\left[\prod_j P_{i,j} \right]^{\frac{1}{x}} = \sqrt[x]{\prod_j P_{i,j}}$$

Where:

$P_{i,j}$: prices X the period X the source j

x: the number of outlets

The Laspeyres formula to calculate the index number is in accordance with the following formula:

$$\text{Index number} = \frac{\sum_{a=1}^N \frac{P_{i,a}}{P_{0,a}} \cdot \frac{P_{0,a} Q_{0,a}}{\sum_{a=1}^N P_{0,a} Q_{0,a}}}{\sum_{a=1}^N P_{0,a} Q_{0,a}}$$

Where:

$P_{i,a}$: geometric mean of the commodity price a during the month i

$P_{0,a}$: geometric mean of the commodity price a during the base year o

$Q_{0,a}$: the item quantities a during the base year o (the item weight)

Data Quality

To ensure the highest possible level of accuracy and quality of the field data, an integrated and automated editing program for data quality to control the possible errors, as well as through the adoption of a set of procedures determined by the "Price & Index Numbers Statistics Department" at all stages of implementation of the field programs. And that has also been taken into account in the preparation of studies and sample design for POS and rental units, as well as when preparing the procedures of theoretical and practical training for all field working groups and selecting a group of qualified researchers in all cities where the program being implemented.

Among the most prominent measures taken are the following:

- Continuous monitoring of the performance of researchers through field visits by the program's managers and supervisors.
- Conducting field comparisons for the prices of commodities, which are randomly and automatically selected.
- Studying reports received from the field and to respond to queries directly.
- Quality control of data entry software and transmission.

- Developing a number of automated editing rules during the process of data entry, review, processing and publishing to identify errors and notes before the completion of debugging and correction process.
- Quality control of programs of the index number calculation, in addition to conducting periodic tests and comparisons.
- Treatment of the disappearance of commodities and the change of outlets.


Publishing:

Data of Cost of Living Index prices index are published according to the following methodology:

- 1- Publishing the Cost of Living Index results monthly.
 - 2- Publishing them on specified and announced dates on the authority official website.
 - 3- The authority official website www.stats.gov.sa is a certified and official publishing platform.
 - 4- Providing all kinds of beneficiaries with the results using the appropriate mechanism.
-

Highlights of cost of living Index Movement

(Nov 2016)





Monthly change

In November 2016, the cost of living index recorded a decrease of (137.5) by (0.2%) compared with the month of October 2016, the record (137.8) This resulted in a number of the following changes:

Decrease percentages

| Section | Percent Change |
|--|----------------|
| FOOD AND BEVERAGES | -0.6% |
| CLOTHING AND FOOTWEAR | -0.6% |
| FURNISHINGS, HOUSEHOLD EQUIPMENT AND MAINTENANCE | -0.5% |
| RECREATION AND CULTURE | -0.4% |
| HEALTH | -0.2% |
| COMMUNICATION | -0.2% |

monthly relative change of main sections during the month of Nov2016 compared to Oct 2016



Increase percentages

| Section | Percent Change |
|----------------------------------|----------------|
| TRANSPORT | 0.2% |
| RESTAURANTS AND HOTELS | 0.1% |
| MISCELLANEOUS GOODS AND SERVICES | 0.1% |



Unchanged Sections

1- TOBACCO

2 HOUSING, WATER, ELECTRI-CITY , GAS AND OTHER FUELS

3- EDUCATION

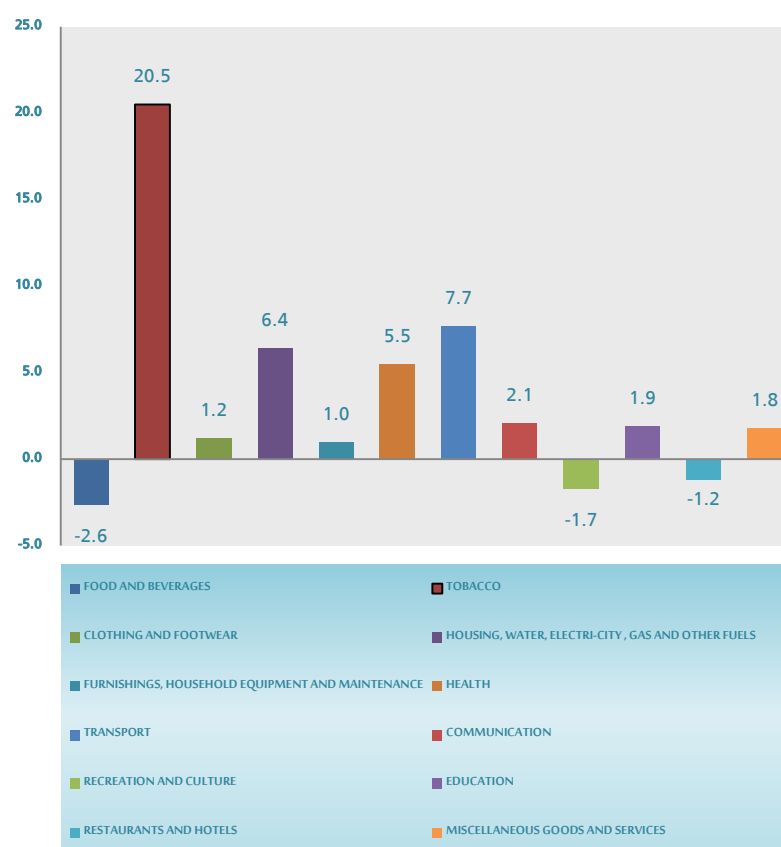
Annual Change

General index of the cost of living index for the month of November 2016, compared to his counterpart from the previous year, up (2.3%) rate. This was the result of the following changes :

■ Increase Percentages :

| Section | Percent Change |
|--|----------------|
| TOBACCO | %20.5 |
| TRANSPORT | %7.7 |
| HOUSING, WATER, ELECTRI-CITY , GAS AND OTHER FUELS | %6.4 |
| HEALTH | %5.5 |
| COMMUNICATION | %2.1 |
| EDUCATION | %1.9 |
| MISCELLANEOUS GOODS AND SERVICES | %1.8 |
| CLOTHING AND FOOTWEAR | %1.2 |
| FURNISHINGS, HOUSEHOLD EQUIPMENT AND MAINTENANCE | %1.0 |

Annual changes relative to the main sections through
Nov2016 compared to Nov2015



■ Decrease percentages

| Section | Percent Change |
|------------------------|----------------|
| FOOD AND BEVERAGES | -2.6% |
| RECREATION AND CULTURE | -1.7% |
| RESTAURANTS AND HOTELS | -1.2% |

Tables






Table 1 - (1)

جدول 1 - (1)

Cost Of living Indices And Percent Changes

الأرقام القياسية لتكلفة المعيشة ونسب التغير

For Main Divisions

2007=100

للأقسام الرئيسية

| Divisions | الأرقام القياسية Index Numbers | | | نسبة التغير من نوفمبر ٢٠١٦ إلى Percent Change to NOV 2016 From | | | | أقسام الإنفاق |
|---|-----------------------------------|-----------------------|----------------------|--|-----------------------|----------------------|-----------------------|--|
| | نوفمبر NOV 2016 | أكتوبر OCT 2016 | أغسطس AUG 2016 | نوفمبر NOV 2015 | أكتوبر OCT 2016 | أغسطس AUG 2016 | نوفمبر NOV 2015 | |
| | General Index | 137.5 | 137.8 | 137.9 | 134.4 | -0.2 | -0.3 | |
| FOOD AND BEVERAGES | 145.4 | 146.3 | 146.6 | 149.3 | -0.6 | -0.8 | -2.6 | الأغذية والمشروبات |
| TOBACCO | 199.8 | 199.8 | 199.8 | 165.8 | 0.0 | 0.0 | 20.5 | التبغ |
| CLOTHING AND FOOTWEAR | 113.5 | 114.2 | 113.5 | 112.1 | -0.6 | 0.0 | 1.2 | الملابس والأحذية |
| HOUSING, WATER, ELECTRICITY, GAS AND OTHER FUELS | 177.2 | 177.2 | 177.5 | 166.5 | 0.0 | -0.2 | 6.4 | السكن والمياه والكهرباء والغاز وأنواع الوقود الأخرى |
| FURNISHINGS, HOUSEHOLD EQUIPMENT AND MAINTENANCE | 134.3 | 135 | 134.8 | 133 | -0.5 | -0.4 | 1.0 | تأثيث وتجهيزات المنزل وصيانتها |
| HEALTH | 123.2 | 123.4 | 123.7 | 116.8 | -0.2 | -0.4 | 5.5 | الصحة |
| TRANSPORT | 121.9 | 121.7 | 122.4 | 113.2 | 0.2 | -0.4 | 7.7 | النقل |
| COMMUNICATION | 96.4 | 96.6 | 95.8 | 94.4 | -0.2 | 0.6 | 2.1 | الاتصالات |
| RECREATION AND CULTURE | 118.6 | 119.1 | 119.8 | 120.7 | -0.4 | -1.0 | -1.7 | الترويح والثقافة |
| EDUCATION | 124.9 | 124.9 | 122.6 | 122.6 | 0.0 | 1.9 | 1.9 | التعليم |
| RESTAURANTS AND HOTELS | 125.6 | 125.5 | 125.9 | 127.1 | 0.1 | -0.2 | -1.2 | المطاعم والفنادق |
| MISCELLANEOUS GOODS AND SERVICES | 125.1 | 125 | 126.3 | 122.9 | 0.1 | -1.0 | 1.8 | السلع والخدمات المتنوعة |

Table 2 - (1)

Cost of Living Indices

For Divisions And Groups

2007=100

جدول ٢ - (١)

الأرقام القياسية لتكلفة المعيشة ونسب التغير

للأقسام والمجموعات

| Divisions And Groups | نسبة التغير من نوفمبر ٢٠١٦ إلى | | | | | | | أقسام ومجموعات الإنفاق |
|---|--------------------------------|-----------------------|----------------------|-----------------------|-----------------------|----------------------|-----------------------|--|
| | الأرقام القياسية | | | | Percent Change to | | | |
| | نوفمبر NOV 2016 | أكتوبر OCT 2016 | أغسطس AUG 2016 | نوفمبر NOV 2015 | أكتوبر OCT 2016 | أغسطس AUG 2016 | نوفمبر NOV 2015 | |
| General Index | 137.5 | 137.8 | 137.9 | 134.4 | -0.2 | -0.3 | 2.3 | الرقم القياسي العام |
| FOOD AND BEVERAGES | 145.4 | 146.3 | 146.6 | 149.3 | -0.6 | -0.8 | -2.6 | الأغذية والمشروبات |
| FOOD | 147.1 | 148.1 | 148.4 | 151.4 | -0.7 | -0.9 | -2.8 | الأغذية |
| BEVERAGES | 125.7 | 125.4 | 125.1 | 125.4 | 0.2 | 0.5 | 0.2 | المشروبات |
| TOBACCO | 199.8 | 199.8 | 199.8 | 165.8 | 0.0 | 0.0 | 20.5 | التبغ |
| TOBACCO | 199.8 | 199.8 | 199.8 | 165.8 | 0.0 | 0.0 | 20.5 | التبغ |
| CLOTHING AND FOOTWEAR | 113.5 | 114.2 | 113.5 | 112.1 | -0.6 | 0.0 | 1.2 | الملابس والأحذية |
| CLOTHING | 114.8 | 115.3 | 114.6 | 113.4 | -0.4 | 0.2 | 1.2 | الملابس |
| FOOTWEAR | 105.5 | 107.1 | 106.3 | 103.7 | -1.5 | -0.8 | 1.7 | الأحذية |
| HOUSING, WATER, ELECTRI-CITY , GAS AND OTHER FUELS | 177.2 | 177.2 | 177.5 | 166.5 | 0.0 | -0.2 | 6.4 | السكن والمياه والكهرباء والغاز وأنواع الوقود الأخرى |
| RENTALS FOR HOUSING | 188.9 | 188.8 | 189.1 | 184.4 | 0.1 | -0.1 | 2.4 | الإيجار للسكن |
| MAINTENANCE OF THE DEWELLING | 135.7 | 138.2 | 138.1 | 137.7 | -1.8 | -1.7 | -1.5 | صيانة وإصلاح المسكن |
| WATER SUPPLY & OTHER SERVICES | 221.5 | 221.5 | 222.8 | 94.3 | 0.0 | -0.6 | 134.9 | المياه والخدمات المتصلة بالمسكن |
| ELECTRICITY, GAS AND OTHER FUELS | 113.6 | 113.6 | 113.5 | 101.5 | 0.0 | 0.1 | 11.9 | الكهرباء والغاز وأنواع الوقود الأخرى |
| FURNISHINGS, HOUSEHOLD EQUIPMENT AND MAINTENANCE | 134.3 | 135.0 | 134.8 | 133.0 | -0.5 | -0.4 | 1.0 | تأثيث وتجهيزات المنزل وصيانتها |
| FURNITURE & CARPETS | 113.0 | 113.9 | 113.8 | 114.6 | -0.8 | -0.7 | -1.4 | الأثاث والسجاد |
| HOUSEHOLD TEXTILES | 135.1 | 136.4 | 136.3 | 133.7 | -1.0 | -0.9 | 1.0 | المنسوجات المنزلية |
| HOUSEHOLD APPLIANCES | 124.0 | 124.3 | 124.4 | 124.1 | -0.2 | -0.3 | -0.1 | الأجهزة المنزلية |
| HOUSEHOLD UTENSILS | 125.3 | 126.5 | 127.6 | 127.0 | -0.9 | -1.8 | -1.3 | أدوات منزلية |
| TOOLS FOR HOUSE & GARDEN | 135.2 | 135.2 | 131.6 | 130.2 | 0.0 | 2.7 | 3.8 | أدوات وأجهزة للمنزل والحديقة |
| GOODS FOR HOUSEHOLD MAINTENANCE | 171.3 | 171.8 | 171.0 | 164.7 | -0.3 | 0.2 | 4.0 | سلع وخدمات لصيانة المنزل |
| HEALTH | 123.2 | 123.4 | 123.7 | 116.8 | -0.2 | -0.4 | 5.5 | الصحة |
| MEDICAL PRODUCTS & EQUIPMENT | 113.1 | 113.7 | 114.5 | 112.2 | -0.5 | -1.2 | 0.8 | المنتجات والأجهزة والمعدات الطبية |
| OUTPATIENT SERVICES | 122.8 | 122.8 | 122.8 | 117.5 | 0.0 | 0.0 | 4.5 | خدمات المرضى |
| HOSPITAL SERVICES | 141.9 | 141.9 | 141.7 | 123.9 | 0.0 | 0.1 | 14.5 | خدمات المستشفيات |
| TRANSPORT | 121.9 | 121.7 | 122.4 | 113.2 | 0.2 | -0.4 | 7.7 | النقل |
| PURCHASE OF VEHICLES | 92.0 | 91.8 | 92.2 | 99.1 | 0.2 | -0.2 | -7.2 | مشتريات المركبات |
| OPERATION OF TRANSPORT EQUIPMENT | 144.3 | 144.5 | 145.5 | 119.7 | -0.1 | -0.8 | 20.6 | تشغيل معدات النقل الشخصية |
| TRANSPORT SERVICES | 165.7 | 162.8 | 164.0 | 152.2 | 1.8 | 1.0 | 8.9 | خدمات النقل |
| COMMUNICATION | 96.4 | 96.6 | 95.8 | 94.4 | -0.2 | 0.6 | 2.1 | الإتصالات |
| POSTAL SERVICES | 99.2 | 99.2 | 99.2 | 99.2 | 0.0 | 0.0 | 0.0 | خدمات بريدية |
| TELEPHONE AND TELEFAX EQUIPMENT | 80.9 | 82.3 | 77.7 | 69.7 | -1.7 | 4.1 | 16.1 | أجهزة هاتف وفاكس |
| TELEPHONE AND TELEFAX SERVICES | 99.7 | 99.7 | 99.7 | 99.7 | 0.0 | 0.0 | 0.0 | خدمات الهاتف والفاكس |
| RECREATION AND CULTURE | 118.6 | 119.1 | 119.8 | 120.7 | -0.4 | -1.0 | -1.7 | الترويح والثقافة |
| AUDIO, PHOTO & INFO. EQUIPMENT | 74.9 | 75.4 | 75.1 | 78.4 | -0.7 | -0.3 | -4.5 | المعدات السمعية والبصرية والتصوير |
| OTHER RECREATION & CULTURE GOODS | 149.6 | 149.6 | 147.7 | 145.6 | 0.0 | 1.3 | 2.7 | السلع الأخرى المعدة للترفيه والثقافة |
| OTHER RECREATIONAL GOODS | 126.0 | 127.0 | 122.6 | 124.1 | -0.8 | 2.8 | 1.5 | المعدات الترفيهية الأخرى |
| RECREATIONAL & CULTURAL SERVICES | 110.0 | 110.8 | 121.9 | 118.8 | -0.7 | -9.8 | -7.4 | خدمات ترفيهية وثقافية |
| NEWSPAPERS, BOOKS & STATIONERY | 103.4 | 103.2 | 102.7 | 103.6 | 0.2 | 0.7 | -0.2 | الكتب والصحف والقرطاسية |
| PACKAGE HOLIDAYS | 153.7 | 153.7 | 153.3 | 155.3 | 0.0 | 0.3 | -1.0 | عروض العطلات والسياحة |



Table 2 - (2)

Cost of Living Indices

For Divisions And Groups

2007=100

جدول ٢ - (٢)

الأرقام القياسية لتكلفة المعيشة ونسب التغير

للأقسام والمجموعات

| Divisions And Groups | نسبة التغير من نوفمبر ٢٠١٦ إلى | | | | | | | أقسام ومجموعات الإنفاق |
|----------------------------------|--------------------------------|--------|-------|--------|-------------------|-------|--------|-------------------------------------|
| | الأرقام القياسية | | | | Percent Change to | | | |
| | Index Numbers | | | | NOV 2016 From | | | |
| | نوفمبر | أكتوبر | أغسطس | نوفمبر | أكتوبر | أغسطس | نوفمبر | |
| | NOV | OCT | AUG | NOV | OCT | AUG | NOV | |
| | 2016 | 2016 | 2016 | 2015 | 2016 | 2016 | 2015 | |
| EDUCATION | 124.9 | 124.9 | 122.6 | 122.6 | 0.0 | 1.9 | 1.9 | التعليم |
| PRE-PRIMARY & PRIMARY EDUCATION | 138.2 | 138.2 | 132.2 | 132.2 | 0.0 | 4.5 | 4.5 | التعليم ما قبل الابتدائي والابتدائي |
| SECONDARY&INTERMEDIATE EDUCATION | 130.2 | 130.2 | 129.9 | 129.9 | 0.0 | 0.2 | 0.2 | التعليم الثانوي والمتوسط |
| POST-SECONDARY EDUCATION | 89.8 | 89.8 | 90.7 | 90.7 | 0.0 | -1.0 | -1.0 | التعليم ما بعد الثانوي غير الجامعي |
| TERTIARY EDUCATION | 97.8 | 97.8 | 93.9 | 93.9 | 0.0 | 4.2 | 4.2 | التعليم العالي |
| RESTAURANTS AND HOTELS | 125.6 | 125.5 | 125.9 | 127.1 | 0.1 | -0.2 | -1.2 | المطاعم والفنادق |
| CATERING SERVICE | 125.7 | 125.7 | 124.3 | 126.5 | 0.0 | 1.1 | -0.6 | خدمات تقديم الوجبات |
| ACCOMMODATION SERVICES | 124.3 | 122.9 | 141.7 | 133.5 | 1.1 | -12.3 | -6.9 | خدمات الفنادق والشقق المفروشة |
| MISCELLANEOUS GOODS AND SERVICES | 125.1 | 125.0 | 126.3 | 122.9 | 0.1 | -1.0 | 1.8 | السلع والخدمات المتنوعة |
| PERSONAL CARE | 119.9 | 120.6 | 119.8 | 120.2 | -0.6 | 0.1 | -0.2 | العناية الشخصية |
| PERSONAL EFFECTS N.E.C. | 143.4 | 143.3 | 144.2 | 137.4 | 0.1 | -0.6 | 4.4 | الأمثلة الشخصية الأخرى |
| SOCIAL PROTECTION | 127.1 | 127.1 | 134.0 | 123.9 | 0.0 | -5.1 | 2.6 | الخدمات الإجتماعية |
| INSURANCE | 177.7 | 169.3 | 169.3 | 152.0 | 5.0 | 5.0 | 16.9 | التأمين |
| FINANCIAL SERVICES N.E.C. | 100.2 | 102.0 | 102.0 | 104.0 | -1.8 | -1.8 | -3.7 | الخدمات المالية الأخرى |
| OTHER SERVICES N.E.C. | 118.7 | 118.2 | 121.6 | 117.1 | 0.4 | -2.4 | 1.4 | خدمات أخرى |



Table 3 - (1)

Cost of Living Index And Percent Changes
For Divisions ,Groups And Classes

2007 = 100

جدول ٣ - (١)
الأرقام القياسية لتكلفة المعيشة ونسب التغير
للأقسام والمجموعات والفصول

| Divisions ,Groups And Classes | نسبة التغير من نوفمبر ٢٠١٦ إلى | | | | | | | أقسام والمجموعات والفصول |
|---|--------------------------------|--------|-------|--------|-------------------|-------|--------|--|
| | الأرقام القياسية | | | | Percent Change to | | | |
| | Index Numbers | | | | NOV 2016 From | | | |
| | نوفمبر | أكتوبر | أغسطس | نوفمبر | أكتوبر | أغسطس | نوفمبر | |
| | NOV | OCT | AUG | NOV | OCT | AUG | NOV | |
| | 2016 | 2016 | 2016 | 2015 | 2016 | 2016 | 2015 | |
| General Index | 137.5 | 137.8 | 137.9 | 134.4 | -0.2 | -0.3 | 2.3 | الرقم القياسي العام |
| FOOD AND BEVERAGES | 145.4 | 146.3 | 146.6 | 149.3 | -0.6 | -0.8 | -2.6 | الأغذية والمشروبات |
| FOOD | 147.1 | 148.1 | 148.4 | 151.4 | -0.7 | -0.9 | -2.8 | الأغذية |
| Bread and cereals | 132.2 | 132.4 | 132.9 | 136.6 | -0.2 | -0.5 | -3.2 | الخبز والحبوب |
| Meat and poultry | 153.1 | 154.8 | 155.4 | 158.8 | -1.1 | -1.5 | -3.6 | اللحوم والدواجن |
| Fish and seafood | 216.3 | 218.2 | 226.2 | 223.3 | -0.9 | -4.4 | -3.1 | السلمك وطعام البحر |
| Milk, cheese and eggs | 133.8 | 134.3 | 133.6 | 137.7 | -0.4 | 0.1 | -2.8 | اللبان والأجبان والبيض |
| Oils and fats | 152.2 | 153.4 | 153.8 | 151.1 | -0.8 | -1.0 | 0.7 | الزيوت والدهون |
| Fruit and nuts | 128.5 | 130.0 | 129.1 | 129.8 | -1.2 | -0.5 | -1.0 | الفواكه والمكسرات |
| Vegetables | 140.5 | 142.4 | 140.2 | 147.3 | -1.3 | 0.2 | -4.6 | الخضار |
| Sugar, jam, honey, chocolate & sweets | 148.8 | 146.6 | 145.8 | 152.7 | 1.5 | 2.1 | -2.6 | السكر والمربي والعسل والشكولاته والحلويات |
| Food products not classified elsewhere | 142.0 | 142.2 | 142.4 | 141.0 | -0.1 | -0.3 | 0.7 | منتجات غذائية غير مصنفة في مكان آخر |
| BEVERAGES | 125.7 | 125.4 | 125.1 | 125.4 | 0.2 | 0.5 | 0.2 | المشروبات |
| Coffee, tea and cocoa | 141.2 | 140.2 | 140.0 | 141.9 | 0.7 | 0.9 | -0.5 | القهوة والشاي والكاكاو |
| Mineral waters, soft drinks fruit- & veg | 116.9 | 117.0 | 116.6 | 116.1 | -0.1 | 0.3 | 0.7 | المياه المعدنية والمرطبات والعصيرات |
| TOBACCO | 199.8 | 199.8 | 199.8 | 165.8 | 0.0 | 0.0 | 20.5 | التبغ |
| TOBACCO | 199.8 | 199.8 | 199.8 | 165.8 | 0.0 | 0.0 | 20.5 | التبغ |
| Tobacco | 199.8 | 199.8 | 199.8 | 165.8 | 0.0 | 0.0 | 20.5 | التبغ |
| CLOTHING AND FOOTWEAR | 113.5 | 114.2 | 113.5 | 112.1 | -0.6 | 0.0 | 1.2 | الملابس والأحذية |
| CLOTHING | 114.8 | 115.3 | 114.6 | 113.4 | -0.4 | 0.2 | 1.2 | الملابس |
| Clothing materials | 120.8 | 121.2 | 122.0 | 121.0 | -0.3 | -1.0 | -0.2 | مواد الملابس |
| Garments | 112.6 | 113.3 | 112.0 | 111.2 | -0.6 | 0.5 | 1.3 | الملابس الجاهزة |
| Other articles of clothing & accessories | 122.8 | 123.7 | 123.2 | 123.8 | -0.7 | -0.3 | -0.8 | مواد أخرى من الملابس وأكسسواراتها |
| Tailoring , Cleaning & repair of cloths | 122.5 | 122.6 | 124.6 | 119.5 | -0.1 | -1.7 | 2.5 | خياطة الملابس وتنظيفها وإصلاحها |
| FOOTWEAR | 105.5 | 107.1 | 106.3 | 103.7 | -1.5 | -0.8 | 1.7 | الأحذية |
| Shoes and other footwear | 105.5 | 107.1 | 106.3 | 103.7 | -1.5 | -0.8 | 1.7 | الأحذية وملبوسات القدم |
| Repair and hire of footwear | 104.9 | 104.9 | 103.5 | 105.2 | 0.0 | 1.4 | -0.3 | تصليح وتلميع الأحذية |
| HOUSING, WATER, ELECTRICITY, GAS AND OTHER FUELS | 177.2 | 177.2 | 177.5 | 166.5 | 0.0 | -0.2 | 6.4 | السكن والمياه والكهرباء والغاز وأنواع الوقود الأخرى |
| RENTALS FOR HOUSING | 188.9 | 188.8 | 189.1 | 184.4 | 0.1 | -0.1 | 2.4 | الإيجار للسكن |
| Rentals for housing | 188.9 | 188.8 | 189.1 | 184.4 | 0.1 | -0.1 | 2.4 | الإيجار للسكن |
| MAINTENANCE OF THE DEWELLING | 135.7 | 138.2 | 138.1 | 137.7 | -1.8 | -1.7 | -1.5 | صيانة وإصلاح المسكن |
| Materials for the maintenance & of dwelling | 124.9 | 127.2 | 126.8 | 126.1 | -1.8 | -1.5 | -1.0 | مواد لإصلاح المسكن |
| Services for the maintenance & of dwelling | 152.8 | 155.5 | 155.9 | 156.1 | -1.7 | -2.0 | -2.1 | خدمات إصلاح المسكن |
| WATER SUPPLY & OTHER SERVICES | 221.5 | 221.5 | 222.8 | 94.3 | 0.0 | -0.6 | 134.9 | المياه والخدمات المتعلقة بالمسكن |
| Water supply | 240.3 | 240.3 | 242.9 | 85.2 | 0.0 | -1.1 | 182.0 | مصاريف المياه |
| Refuse collection | 160.1 | 160.1 | 160.7 | 157.1 | 0.0 | -0.4 | 1.9 | جمع النفايات |
| Sewage collection | 143.8 | 143.8 | 139.6 | 130.5 | 0.0 | 3.0 | 10.2 | الصرف الصحي |
| ELECTRICITY, GAS AND OTHER FUELS | 113.6 | 113.6 | 113.5 | 101.5 | 0.0 | 0.1 | 11.9 | الكهرباء والغاز وأنواع الوقود الأخرى |
| Electricity | 114.3 | 114.3 | 114.3 | 100.0 | 0.0 | 0.0 | 14.3 | الكهرباء |
| Gas | 99.9 | 99.9 | 99.9 | 100.0 | 0.0 | 0.0 | -0.1 | الغاز |
| Liquid fuels | 137.3 | 137.3 | 137.2 | 103.0 | 0.0 | 0.1 | 33.3 | الوقود السائل |
| Solid fuels | 145.4 | 145.7 | 142.0 | 146.8 | -0.2 | 2.4 | -1.0 | الوقود الصلب |
| FURNISHINGS, HOUSEHOLD EQUIPMENT AND MAINTENANCE | 134.3 | 135.0 | 134.8 | 133.0 | -0.5 | -0.4 | 1.0 | تأثيث وتجهيزات المنزل وصيانتها |
| FURNITURE & CARPETS | 113.0 | 113.9 | 113.8 | 114.6 | -0.8 | -0.7 | -1.4 | الأثاث والسجاد |
| Furniture and furnishings | 113.1 | 113.9 | 113.8 | 114.8 | -0.7 | -0.6 | -1.5 | الأثاث والمفروشات |
| Carpets and other floor coverings | 112.2 | 113.2 | 113.0 | 113.0 | -0.9 | -0.7 | -0.7 | السجاد وأغطية أرضية أخرى |
| Repair of furniture & furnishings | 125.6 | 127.6 | 130.0 | 126.0 | -1.6 | -3.4 | -0.3 | إصلاح الأثاث والمفروشات |
| HOUSEHOLD TEXTILES | 135.1 | 136.4 | 136.3 | 133.7 | -1.0 | -0.9 | 1.0 | المنسوجات المنزلية |
| Household textiles | 135.1 | 136.4 | 136.3 | 133.7 | -1.0 | -0.9 | 1.0 | المنسوجات المنزلية |
| HOUSEHOLD APPLIANCES | 124.0 | 124.3 | 124.4 | 124.1 | -0.2 | -0.3 | -0.1 | الأجهزة المنزلية |
| Major household appliances | 127.0 | 128.2 | 127.9 | 129.8 | -0.9 | -0.7 | -2.2 | الأجهزة المنزلية المعقدة |
| Small electric household appliances | 121.3 | 120.6 | 121.3 | 118.7 | 0.6 | 0.0 | 2.2 | أجهزة منزلية كهربائية صغيرة |
| Repair of household appliances | 116.9 | 117.2 | 116.3 | 115.5 | -0.3 | 0.5 | 1.2 | إصلاح أجهزة منزلية |



Table 3 - (2)

Cost of Living Index And Percent Changes
For Divisions ,Groups And Classes

2007 = 100

جدول ٣ - (٢)
الأرقام القياسية لتكلفة المعيشة ونسب التغير
للأقسام والمجموعات والفصول

| Divisions ,Groups And Classes | نسبة التغير من نوفمبر ٢٠١٦ إلى | | | | | | | أقسام والمجموعات والفصول |
|--|--------------------------------|--------|-------|--------|-------------------|-------|--------|---|
| | الأرقام القياسية | | | | Percent Change to | | | |
| | Index Numbers | | | | NOV 2016 From | | | |
| | نوفمبر | أكتوبر | أغسطس | نوفمبر | أكتوبر | أغسطس | نوفمبر | |
| | NOV | OCT | AUG | NOV | OCT | AUG | NOV | |
| | 2016 | 2016 | 2016 | 2015 | 2016 | 2016 | 2015 | |
| HOUSEHOLD UTENSILS | 125.3 | 126.5 | 127.6 | 127.0 | -0.9 | -1.8 | -1.3 | أدوات منزلية |
| household utensils | 125.3 | 126.5 | 127.6 | 127.0 | -0.9 | -1.8 | -1.3 | أواني وأدوات منزلية |
| TOOLS FOR HOUSE & GARDEN | 135.2 | 135.2 | 131.6 | 130.2 | 0.0 | 2.7 | 3.8 | أدوات وأجهزة للمنزل والحديقة |
| Major tools and equipment | 123.2 | 122.7 | 123.6 | 127.4 | 0.4 | -0.3 | -3.3 | الأدوات والمعدات الرئيسية |
| Small tools and miscellaneous accessories | 136.2 | 136.2 | 132.2 | 130.4 | 0.0 | 3.0 | 4.4 | أدوات صغيرة وملحقاتها المتنوعة |
| GOODS FOR HOUSEHOLD MAINTENANCE | 171.3 | 171.8 | 171.0 | 164.7 | -0.3 | 0.2 | 4.0 | سلع وخدمات لصيانة المنزل |
| Non-durable household goods | 126.6 | 128.0 | 127.6 | 122.9 | -1.1 | -0.8 | 3.0 | سلع منزلية غير معمرة |
| Domestic & household services | 192.3 | 192.4 | 191.4 | 184.4 | -0.1 | 0.5 | 4.3 | الخدمات المنزلية والأسرية |
| HEALTH | 123.2 | 123.4 | 123.7 | 116.8 | -0.2 | -0.4 | 5.5 | الصحة |
| MEDICAL PRODUCTS & EQUIPMENT | 113.1 | 113.7 | 114.5 | 112.2 | -0.5 | -1.2 | 0.8 | المنتجات والأجهزة والمعدات الطبية |
| Pharmaceutical products | 115.4 | 116.6 | 118.3 | 116.8 | -1.0 | -2.5 | -1.2 | المنتجات الصيدلانية |
| Other medical products | 130.3 | 130.5 | 129.6 | 122.9 | -0.2 | 0.5 | 6.0 | منتجات طبية أخرى |
| Therapeutic appliances and equipment | 105.8 | 105.5 | 104.9 | 102.0 | 0.3 | 0.9 | 3.7 | الأجهزة والمعدات العلاجية |
| OUTPATIENT SERVICES | 122.8 | 122.8 | 122.8 | 117.5 | 0.0 | 0.0 | 4.5 | خدمات المرضى |
| Medical services | 130.3 | 130.3 | 129.5 | 124.8 | 0.0 | 0.6 | 4.4 | الخدمات الطبية |
| Dental Services | 117.2 | 117.2 | 116.6 | 111.8 | 0.0 | 0.5 | 4.8 | خدمات طب الأسنان |
| Paramedical services | 120.1 | 120.1 | 123.2 | 115.1 | 0.0 | -2.5 | 4.3 | الخدمات شبه الطبية |
| HOSPITAL SERVICES | 141.9 | 141.9 | 141.7 | 123.9 | 0.0 | 0.1 | 14.5 | خدمات المستشفيات |
| Hospital services | 141.9 | 141.9 | 141.7 | 123.9 | 0.0 | 0.1 | 14.5 | خدمات المستشفيات |
| TRANSPORT | 121.9 | 121.7 | 122.4 | 113.2 | 0.2 | -0.4 | 7.7 | النقل |
| PURCHASE OF VEHICLES | 92.0 | 91.8 | 92.2 | 99.1 | 0.2 | -0.2 | -7.2 | مشتريات المركبات |
| Motor cars | 91.8 | 91.7 | 92.0 | 99.0 | 0.1 | -0.2 | -7.3 | سيارات |
| Motor cycles | 112.8 | 111.9 | 109.9 | 109.4 | 0.8 | 2.6 | 3.1 | درجات نارية |
| Bicycles | 140.8 | 142.2 | 142.2 | 141.1 | -1.0 | -1.0 | -0.2 | درجات هوائية |
| OPERATION OF TRANSPORT EQUIPMENT | 144.3 | 144.5 | 145.5 | 119.7 | -0.1 | -0.8 | 20.6 | تشغيل معدات النقل الشخصية |
| Spare parts for transport equipment | 119.7 | 120.9 | 123.5 | 125.6 | -1.0 | -3.1 | -4.7 | قطع غيار معدات النقل الشخصية |
| Fuels & lubricants for transport equipment | 159.9 | 159.9 | 159.8 | 99.7 | 0.0 | 0.1 | 60.4 | وقود وزيوت لمعدات النقل الشخصية |
| Maintenance transport equipment | 139.7 | 139.7 | 141.0 | 136.9 | 0.0 | -0.9 | 2.0 | إصلاح معدات النقل الشخصية |
| Other services transport equipment | 110.2 | 110.2 | 112.0 | 111.2 | 0.0 | -1.6 | -0.9 | خدمات أخرى بمعدات النقل الشخصية |
| TRANSPORT SERVICES | 165.7 | 162.8 | 164.0 | 152.2 | 1.8 | 1.0 | 8.9 | خدمات النقل |
| Passenger transport by railway | 102.5 | 102.5 | 102.5 | 100.4 | 0.0 | 0.0 | 2.1 | نقل الركاب بالسكك الحديدية |
| Passenger transport by road | 141.3 | 141.3 | 141.6 | 131.4 | 0.0 | -0.2 | 7.5 | نقل الركاب برا |
| Passenger transport by air | 184.8 | 179.9 | 181.7 | 167.9 | 2.7 | 1.7 | 10.1 | نقل الركاب جوا |
| Passenger transport by sea | 138.6 | 138.6 | 136.8 | 130.4 | 0.0 | 1.3 | 6.3 | نقل الركاب عن طريق البحر |
| Other purchased transport services | 131.3 | 131.3 | 134.5 | 131.5 | 0.0 | -2.4 | -0.2 | خدمات نقل مشتراة أخرى |
| COMMUNICATION | 96.4 | 96.6 | 95.8 | 94.4 | -0.2 | 0.6 | 2.1 | الإتصالات |
| POSTAL SERVICES | 99.2 | 99.2 | 99.2 | 99.2 | 0.0 | 0.0 | 0.0 | خدمات بريدية |
| Postal services | 99.2 | 99.2 | 99.2 | 99.2 | 0.0 | 0.0 | 0.0 | خدمات البريد |
| TELEPHONE AND TELEFAX EQUIPMENT | 80.9 | 82.3 | 77.7 | 69.7 | -1.7 | 4.1 | 16.1 | أجهزة هاتف وفاكس |
| Telephone and telefax equipment | 80.9 | 82.3 | 77.7 | 69.7 | -1.7 | 4.1 | 16.1 | أجهزة هاتف وفاكس |
| TELEPHONE AND TELEFAX SERVICES | 99.7 | 99.7 | 99.7 | 99.7 | 0.0 | 0.0 | 0.0 | خدمات الهاتف والفاكس |
| Telephone and telefax services | 99.7 | 99.7 | 99.7 | 99.7 | 0.0 | 0.0 | 0.0 | خدمات الهاتف والفاكس |
| RECREATION AND CULTURE | 118.6 | 119.1 | 119.8 | 120.7 | -0.4 | -1.0 | -1.7 | الترويح والثقافة |
| AUDIO, PHOTO & INFO. EQUIPMENT | 74.9 | 75.4 | 75.1 | 78.4 | -0.7 | -0.3 | -4.5 | المعدات السمعية والبصرية والتصوير |
| Equipment for recording of sound & pictures | 84.1 | 85.1 | 85.0 | 92.8 | -1.2 | -1.1 | -9.4 | معدات تسجيل الصوت والصورة |
| Photo & cinemato & optical instruments | 94.5 | 95.3 | 95.1 | 96.4 | -0.8 | -0.6 | -2.0 | معدات التصوير والأدوات البصرية |
| Information processing equipment | 60.5 | 60.6 | 59.9 | 63.4 | -0.2 | 1.0 | -4.6 | أجهزة معالجة البيانات |
| Recording media | 124.5 | 126.2 | 127.4 | 114.3 | -1.3 | -2.3 | 8.9 | وسائل التسجيل |
| Repair of audio, photo & info.equipment | 96.6 | 96.6 | 96.4 | 93.9 | 0.0 | 0.2 | 2.9 | إصلاح المعدات السمعية والبصرية والتصوير ومعالجة البيانات |
| OTHER RECREATION & CULTURE GOODS | 149.6 | 149.6 | 147.7 | 145.6 | 0.0 | 1.3 | 2.7 | السلع الأخرى المعدة للترفيه والثقافة |
| Major durables for outdoor recreation | 140.9 | 142.7 | 118.5 | 124.9 | -1.3 | 18.9 | 12.8 | السلع المعمرة الرئيسية الأخرى والمعدة للترفيه بالهواء الطلق |
| Musical Instruments and major durables for indoor recreation | 118.3 | 118.3 | 119.0 | 125.3 | 0.0 | -0.6 | -5.6 | الآلات الموسيقية والمعدات المعمرة الرئيسية للترفيه الداخلي |
| Repair of recreation & culture goods | 152.1 | 152.1 | 150.4 | 147.5 | 0.0 | 1.1 | 3.1 | إصلاح السلع الأخرى للترفيه والثقافة |
| OTHER RECREATIONAL GOODS | 126.0 | 127.0 | 122.6 | 124.1 | -0.8 | 2.8 | 1.5 | المعدات الترفيهية الأخرى |



Table 3 - (3)

Cost of Living Index And Percent Changes

For Divisions ,Groups And Classes

2007 = 100

جدول ٣ - (٣)

الأرقام القياسية لتكلفة المعيشة ونسب التغير

للأقسام والمجموعات والفصول

| Divisions ,Groups And Classes | نسبة التغير من نوفمبر ٢٠١٦ إلى | | | | | | | أقسام والمجموعات والفصول |
|---|--------------------------------|--------|-------|--------|-------------------|-------|--------|---|
| | الأرقام القياسية | | | | Percent Change to | | | |
| | Index Numbers | | | | NOV 2016 From | | | |
| | نوفمبر | أكتوبر | أغسطس | نوفمبر | أكتوبر | أغسطس | نوفمبر | |
| | NOV | OCT | AUG | NOV | OCT | AUG | NOV | |
| | 2016 | 2016 | 2016 | 2015 | 2016 | 2016 | 2015 | |
| Games, toys and hobbies | 105.8 | 107.7 | 107.4 | 102.4 | -1.8 | -1.5 | 3.3 | اللعاب والدمى والهوايات |
| Equipment for sport & camping | 111.2 | 111.2 | 111.1 | 109.2 | 0.0 | 0.1 | 1.8 | معدات الرياضة والتخييم والترفيه في الهواء الطلق |
| Gardens, plants and flowers | 137.2 | 137.2 | 133.7 | 117.0 | 0.0 | 2.6 | 17.3 | الحدائق والنباتات والزهور |
| Pets | 166.1 | 166.1 | 152.6 | 169.7 | 0.0 | 8.8 | -2.1 | الحيوانات الأليفة |
| Veterinary for pets | 94.2 | 94.2 | 94.3 | 90.7 | 0.0 | -0.1 | 3.9 | خدمات البيطرة للحيوانات الأليفة |
| RECREATIONAL & CULTURAL SERVICES | 110.0 | 110.8 | 121.9 | 118.8 | -0.7 | -9.8 | -7.4 | خدمات ترفيهية وثقافية |
| Recreational and sporting services | 101.4 | 102.6 | 104.9 | 101.4 | -1.2 | -3.3 | 0.0 | خدمات ترفيهية ورياضية |
| Cultural services | 125.0 | 125.0 | 151.7 | 149.2 | 0.0 | -17.6 | -16.2 | الخدمات الثقافية |
| NEWSPAPERS, BOOKS & STATIONERY | 103.4 | 103.2 | 102.7 | 103.6 | 0.2 | 0.7 | -0.2 | الكتب والصحف والقرطاسية |
| Books | 92.3 | 92.3 | 92.8 | 97.3 | 0.0 | -0.5 | -5.1 | كتب |
| Newspapers and periodicals | 102.2 | 102.2 | 102.2 | 102.2 | 0.0 | 0.0 | 0.0 | الصحف والدوريات |
| Stationery and drawing materials | 109.8 | 109.5 | 108.2 | 107.5 | 0.3 | 1.5 | 2.1 | القرطاسية وأدوات الكتابة والرسم |
| PACKAGE HOLIDAYS | 153.7 | 153.7 | 153.3 | 155.3 | 0.0 | 0.3 | -1.0 | عروض العطلات والسياحة |
| Package holidays | 153.7 | 153.7 | 153.3 | 155.3 | 0.0 | 0.3 | -1.0 | عروض العطلات والسياحة |
| EDUCATION | 124.9 | 124.9 | 122.6 | 122.6 | 0.0 | 1.9 | 1.9 | التعليم |
| PRE-PRIMARY & PRIMARY EDUCATION | 138.2 | 138.2 | 132.2 | 132.2 | 0.0 | 4.5 | 4.5 | التعليم ما قبل الابتدائي والابتدائي |
| Pre-primary and primary education | 138.2 | 138.2 | 132.2 | 132.2 | 0.0 | 4.5 | 4.5 | التعليم ما قبل الابتدائي والابتدائي |
| SECONDARY&INTERMEDIATE EDUCATION | 130.2 | 130.2 | 129.9 | 129.9 | 0.0 | 0.2 | 0.2 | التعليم الثانوي والمتوسط |
| Secondary&intermediate education | 130.2 | 130.2 | 129.9 | 129.9 | 0.0 | 0.2 | 0.2 | التعليم الثانوي والمتوسط |
| POST-SECONDARY EDUCATION | 89.8 | 89.8 | 90.7 | 90.7 | 0.0 | -1.0 | -1.0 | التعليم ما بعد الثانوي غير الجامعي |
| Post-secondary non-tertiary education | 89.8 | 89.8 | 90.7 | 90.7 | 0.0 | -1.0 | -1.0 | التعليم ما بعد الثانوي غير الجامعي |
| TERTIARY EDUCATION | 97.8 | 97.8 | 93.9 | 93.9 | 0.0 | 4.2 | 4.2 | التعليم العالي |
| Tertiary education | 97.8 | 97.8 | 93.9 | 93.9 | 0.0 | 4.2 | 4.2 | التعليم العالي |
| RESTAURANTS AND HOTELS | 125.6 | 125.5 | 125.9 | 127.1 | 0.1 | -0.2 | -1.2 | المطاعم والفنادق |
| CATERING SERVICE | 125.7 | 125.7 | 124.3 | 126.5 | 0.0 | 1.1 | -0.6 | خدمات تقديم الوجبات |
| Restaurants, cafés and the like | 125.9 | 125.8 | 126.1 | 128.7 | 0.1 | -0.2 | -2.2 | المطاعم والمقاهي وما شابهها |
| Canteens | 125.1 | 125.1 | 116.1 | 116.1 | 0.0 | 7.8 | 7.8 | المقاهي |
| ACCOMMODATION SERVICES | 124.3 | 122.9 | 141.7 | 133.5 | 1.1 | -12.3 | -6.9 | خدمات الفنادق والشقق المفروشة |
| Accommodation services | 124.3 | 122.9 | 141.7 | 133.5 | 1.1 | -12.3 | -6.9 | خدمات الفنادق والشقق المفروشة |
| MISCELLANEOUS GOODS AND SERVICES | 125.1 | 125.0 | 126.3 | 122.9 | 0.1 | -1.0 | 1.8 | السلع والخدمات المتنوعة |
| PERSONAL CARE | 119.9 | 120.6 | 119.8 | 120.2 | -0.6 | 0.1 | -0.2 | العناية الشخصية |
| Hairdressing salons and personal care | 115.7 | 115.8 | 115.6 | 116.1 | -0.1 | 0.1 | -0.3 | خدمات العناية الشخصية |
| Electric appliances for personal care | 127.4 | 129.2 | 132.6 | 134.2 | -1.4 | -3.9 | -5.1 | الاجهزة الكهربائية الخاصة بالعناية الشخصية |
| Other appliances & products for personal care | 121.0 | 121.7 | 120.6 | 120.9 | -0.6 | 0.3 | 0.1 | اجهزة ومنتجات للعناية الشخصية |
| PERSONAL EFFECTS N.E.C. | 143.4 | 143.3 | 144.2 | 137.4 | 0.1 | -0.6 | 4.4 | الأمثلة الشخصية الأخرى |
| Jewellery, clocks and watches | 151.1 | 151.0 | 153.8 | 144.5 | 0.1 | -1.8 | 4.6 | المجوهرات والساعات وبنوعها والتحف الثمينة |
| Other personal effects | 117.9 | 117.6 | 112.1 | 113.9 | 0.3 | 5.2 | 3.5 | الأمثلة الشخصية الأخرى |
| SOCIAL PROTECTION | 127.1 | 127.1 | 134.0 | 123.9 | 0.0 | -5.1 | 2.6 | الخدمات الإجتماعية |
| Social protection | 127.1 | 127.1 | 134.0 | 123.9 | 0.0 | -5.1 | 2.6 | الخدمات الإجتماعية |
| INSURANCE | 177.7 | 169.3 | 169.3 | 152.0 | 5.0 | 5.0 | 16.9 | التأمين |
| Insurance connected with the dwelling | 108.7 | 108.7 | 108.7 | 143.1 | 0.0 | 0.0 | -24.0 | التأمين على المسكن |
| Insurance connected with health | 104.6 | 117.5 | 117.5 | 117.9 | -11.0 | -11.0 | -11.3 | التأمين على الصحة |
| Insurance connected with transport | 220.7 | 207.2 | 207.2 | 176.8 | 6.5 | 6.5 | 24.8 | التأمين المتصل بالنقل |
| Other insurances | 142.4 | 120.8 | 120.8 | 119.3 | 17.9 | 17.9 | 19.4 | أنواع أخرى من التأمين |
| FINANCIAL SERVICES N.E.C. | 100.2 | 102.0 | 102.0 | 104.0 | -1.8 | -1.8 | -3.7 | الخدمات المالية الأخرى |
| Other financial services n.e.c. | 100.2 | 102.0 | 102.0 | 104.0 | -1.8 | -1.8 | -3.7 | الخدمات البنكية الأخرى |
| OTHER SERVICES N.E.C. | 118.7 | 118.2 | 121.6 | 117.1 | 0.4 | -2.4 | 1.4 | خدمات أخرى |
| Other services not elsewhere classified | 118.7 | 118.2 | 121.6 | 117.1 | 0.4 | -2.4 | 1.4 | خدمات أخرى غير مصنفة في مكان آخر |

Table 4 (1)

جدول ٤ (١)

Cost Of Living Indices And Percent Changes
For Divisions And Group By Cities

الأرقام القياسية لتكلفة المعيشة ونسب التغير
للأقسام والمجموعات حسب المدن

2007=100

| Groups and Classes | الرياض RYADH | | | مكة المكرمة MAKKAH | | | الأقسام والمجموعات |
|---|-----------------------------------|---------------|------------------------|-----------------------------------|---------------|------------------------|--|
| | الأرقام القياسية Index Numbers | | نسبة التغير %Change | الأرقام القياسية Index Numbers | | نسبة التغير %Change | |
| | نوفمبر NOV | أكتوبر OCT | نوفمبر NOV | نوفمبر NOV | أكتوبر OCT | نوفمبر NOV | |
| | 2016 | 2016 | 2016 | 2016 | 2016 | 2016 | |
| General Index | 144.3 | 144.7 | -0.3 | 132.9 | 132.4 | 0.4 | الرقم القياسي العام |
| FOOD AND BEVERAGES | 145.5 | 145.8 | -0.2 | 141.3 | 140.3 | 0.7 | الأغذية والمشروبات |
| FOOD | 147.1 | 147.5 | -0.3 | 142.9 | 142.0 | 0.6 | الأغذية |
| BEVERAGES | 126.8 | 126.9 | -0.1 | 122.9 | 120.5 | 2.0 | المشروبات |
| TOBACCO | 216.3 | 216.3 | 0.0 | 216.3 | 216.3 | 0.0 | التبغ |
| TOBACCO | 216.3 | 216.3 | 0.0 | 216.3 | 216.3 | 0.0 | التبغ |
| CLOTHING AND FOOTWEAR | 109.6 | 110.3 | -0.6 | 120.3 | 121.8 | -1.2 | الملابس والأحذية |
| CLOTHING | 113.1 | 113.7 | -0.5 | 123.8 | 125.4 | -1.3 | الملابس |
| FOOTWEAR | 87.4 | 88.4 | -1.1 | 97.1 | 98.6 | -1.5 | الأحذية |
| HOUSING, WATER, ELECTRICITY, GAS AND OTHER FUELS | 221.6 | 222.1 | -0.2 | 146.1 | 146.3 | -0.1 | السكن والمياه والكهرباء والغاز وأنواع الوقود الأخرى |
| RENTALS FOR HOUSING | 245.9 | 246.5 | -0.2 | 151.5 | 151.5 | 0.0 | الإيجار للسكن |
| MAINTENANCE OF THE DWELLING | 139.9 | 141.0 | -0.8 | 109.0 | 111.5 | -2.2 | صيانة وإصلاح المسكن |
| WATER SUPPLY & OTHER SERVICES | 237.3 | 237.3 | 0.0 | 202.5 | 202.5 | 0.0 | المياه والخدمات المتصلة بالمسكن |
| ELECTRICITY, GAS AND OTHER FUELS | 113.3 | 113.3 | 0.0 | 112.8 | 112.8 | 0.0 | الكهرباء والغاز وأنواع الوقود الأخرى |
| FURNISHINGS, HOUSEHOLD EQUIPMENT AND MAINTENANCE | 128.6 | 128.9 | -0.2 | 142.8 | 142.8 | 0.0 | تأثيث وتجهيزات المنزل وصيانتها |
| FURNITURE & CARPETS | 105.3 | 105.3 | 0.0 | 126.3 | 129.8 | -2.7 | الأثاث والسجاد |
| HOUSEHOLD TEXTILES | 130.8 | 131.3 | -0.4 | 189.6 | 189.4 | 0.1 | المنسوجات المنزلية |
| HOUSEHOLD APPLIANCES | 122.1 | 122.2 | -0.1 | 135.8 | 125.9 | 7.9 | الأجهزة المنزلية |
| HOUSEHOLD UTENSILS | 117.8 | 118.7 | -0.8 | 133.2 | 140.8 | -5.4 | أدوات منزلية |
| TOOLS FOR HOUSE & GARDEN | 129.2 | 129.2 | 0.0 | 132.9 | 126.8 | 4.8 | أدوات وأجهزة للمنزل والحديقة |
| GOODS FOR HOUSEHOLD MAINTENANCE | 165.7 | 166.6 | -0.5 | 157.0 | 157.0 | 0.0 | سلع وخدمات لصيانة المنزل |
| HEALTH | 114.5 | 114.7 | -0.2 | 120.9 | 120.9 | 0.0 | الصحة |
| MEDICAL PRODUCTS & EQUIPMENT | 104.8 | 105.3 | -0.5 | 112.3 | 112.3 | 0.0 | المنتجات والأجهزة والمعدات الطبية |
| OUTPATIENT SERVICES | 109.7 | 109.7 | 0.0 | 130.8 | 130.8 | 0.0 | خدمات المرضى |
| HOSPITAL SERVICES | 141.4 | 141.4 | 0.0 | 116.6 | 116.6 | 0.0 | خدمات المستشفيات |
| TRANSPORT | 127.4 | 128.6 | -0.9 | 126.8 | 122.5 | 3.5 | النقل |
| PURCHASE OF VEHICLES | 86.2 | 88.7 | -2.8 | 87.9 | 78.8 | 11.5 | مشتريات المركبات |
| OPERATION OF TRANSPORT EQUIPMENT | 166.4 | 166.5 | -0.1 | 161.5 | 161.6 | -0.1 | تشغيل معدات النقل الشخصية |
| TRANSPORT SERVICES | 149.3 | 149.7 | -0.3 | 157.7 | 155.8 | 1.2 | خدمات النقل |
| COMMUNICATION | 91.4 | 91.3 | 0.1 | 103.2 | 104.1 | -0.9 | الاتصالات |
| POSTAL SERVICES | 99.2 | 99.2 | 0.0 | 99.2 | 99.2 | 0.0 | خدمات بريدية |
| TELEPHONE AND TELEFAX EQUIPMENT | 52.6 | 52.2 | 0.8 | 119.4 | 124.5 | -4.1 | أجهزة هاتف وفاكس |
| TELEPHONE AND TELEFAX SERVICES | 99.7 | 99.7 | 0.0 | 99.7 | 99.7 | 0.0 | خدمات الهاتف والفاكس |
| RECREATION AND CULTURE | 105.6 | 106.1 | -0.5 | 115.4 | 117.2 | -1.5 | الترفيه والثقافة |
| AUDIO, PHOTO & INFO. EQUIPMENT | 75.4 | 75.5 | -0.1 | 89.5 | 98.1 | -8.8 | المعدات السمعية والبصرية والتصوير |
| OTHER RECREATION & CULTURE GOODS | 170.4 | 170.5 | -0.1 | 206.1 | 206.1 | 0.0 | السلع الأخرى المعدة للترفيه والثقافة |
| OTHER RECREATIONAL GOODS | 86.2 | 86.5 | -0.3 | 114.3 | 115.4 | -1.0 | المعدات الترفيهية الأخرى |
| RECREATIONAL & CULTURAL SERVICES | 112.3 | 114.3 | -1.7 | 105.8 | 105.8 | 0.0 | خدمات ترفيهية وثقافية |
| NEWSPAPERS, BOOKS & STATIONERY | 99.4 | 99.5 | -0.1 | 103.4 | 103.8 | -0.4 | الكتب والصحف والقرطاسية |
| PACKAGE HOLIDAYS | 141.3 | 141.3 | 0.0 | 141.3 | 141.3 | 0.0 | عروض العطلات والسياحة |
| EDUCATION | 120.8 | 120.8 | 0.0 | 124.7 | 124.7 | 0.0 | التعليم |
| PRE-PRIMARY & PRIMARY EDUCATION | 131.6 | 131.6 | 0.0 | 150.7 | 150.7 | 0.0 | التعليم ما قبل الابتدائي والابتدائي |
| SECONDARY&INTERMEDIATE EDUCATION | 114.4 | 114.4 | 0.0 | 127.3 | 127.3 | 0.0 | التعليم الثانوي والمتوسط |
| POST-SECONDARY EDUCATION | 130.9 | 130.9 | 0.0 | 33.0 | 33.0 | 0.0 | التعليم ما بعد الثانوي غير الجامعي |
| TERTIARY EDUCATION | 106.4 | 106.4 | 0.0 | 134.7 | 134.7 | 0.0 | التعليم العالي |
| RESTAURANTS AND HOTELS | 121.1 | 121.3 | -0.2 | 113.2 | 112.8 | 0.4 | المطاعم والفنادق |
| CATERING SERVICE | 119.4 | 119.7 | -0.3 | 112.5 | 112.3 | 0.2 | خدمات تقديم الوجبات |
| ACCOMMODATION SERVICES | 137.6 | 137.4 | 0.1 | 120.1 | 117.2 | 2.5 | خدمات الفنادق والشقق المفروشة |
| MISCELLANEOUS GOODS AND SERVICES | 116.3 | 115.4 | 0.8 | 140.8 | 140.0 | 0.6 | السلع والخدمات المتنوعة |
| PERSONAL CARE | 115.4 | 115.6 | -0.2 | 137.3 | 136.9 | 0.3 | العناية الشخصية |
| PERSONAL EFFECTS N.E.C. | 128.1 | 125.7 | 1.9 | 160.5 | 156.6 | 2.5 | الأمتعة الشخصية الأخرى |
| SOCIAL PROTECTION | 114.3 | 114.3 | 0.0 | 114.3 | 114.3 | 0.0 | الخدمات الاجتماعية |
| INSURANCE | 177.7 | 169.3 | 5.0 | 177.7 | 169.3 | 5.0 | التأمين |
| FINANCIAL SERVICES N.E.C. | 75.1 | 75.9 | -1.1 | 90.4 | 100.9 | -10.4 | الخدمات المالية الأخرى |
| OTHER SERVICES N.E.C. | 112.1 | 111.0 | 1.0 | 136.7 | 136.5 | 0.1 | خدمات أخرى |

Table 4 (2)

جدول ٤ (٢)

Cost Of Living Indices And Percent Changes
For Divisions And Group By Cities

الأرقام القياسية لتكلفة المعيشة ونسب التغير
للأقسام والمجموعات حسب المدن

2007=100

| Groups and Classes | جدة JEDDAH | | | الدمام DAMMAM | | | الأقسام والمجموعات |
|---|-----------------------------------|---------------|------------------------|-----------------------------------|---------------|------------------------|--|
| | الأرقام القياسية Index Numbers | | نسبة التغير %Change | الأرقام القياسية Index Numbers | | نسبة التغير %Change | |
| | نوفمبر NOV | أكتوبر OCT | نوفمبر NOV | أكتوبر OCT | نوفمبر NOV | أكتوبر OCT | |
| | 2016 | 2016 | 2016 | 2016 | 2016 | 2016 | |
| General Index | 139.8 | 139.9 | -0.1 | 139.5 | 140.2 | -0.5 | الرقم القياسي العام |
| FOOD AND BEVERAGES | 153.7 | 153.9 | -0.1 | 141.4 | 143.7 | -1.6 | الأغذية والمشروبات |
| FOOD | 155.2 | 155.4 | -0.1 | 143.2 | 145.7 | -1.7 | الأغذية |
| BEVERAGES | 136.7 | 136.3 | 0.3 | 120.1 | 120.8 | -0.6 | المشروبات |
| TOBACCO | 198.4 | 198.4 | 0.0 | 213.9 | 213.9 | 0.0 | التبغ |
| TOBACCO | 198.4 | 198.4 | 0.0 | 213.9 | 213.9 | 0.0 | التبغ |
| CLOTHING AND FOOTWEAR | 116.7 | 118.2 | -1.3 | 99.1 | 98.3 | 0.8 | الملابس والأحذية |
| CLOTHING | 120.8 | 122.3 | -1.2 | 95.5 | 94.2 | 1.4 | الملابس |
| FOOTWEAR | 90.0 | 92.1 | -2.3 | 122.2 | 124.7 | -2.0 | الأحذية |
| HOUSING, WATER, ELECTRICITY, GAS AND OTHER FUELS | 176.8 | 176.6 | 0.1 | 193.9 | 193.8 | 0.1 | السكن والمياه والكهرباء والغاز وأنواع الوقود الأخرى |
| RENTALS FOR HOUSING | 187.7 | 187.3 | 0.2 | 207.7 | 207.3 | 0.2 | الإيجار للسكن |
| MAINTENANCE OF THE DWELLING | 137.5 | 140.2 | -1.9 | 154.6 | 157.6 | -1.9 | صيانة وإصلاح المسكن |
| WATER SUPPLY & OTHER SERVICES | 228.5 | 228.5 | 0.0 | 249.7 | 249.7 | 0.0 | المياه والخدمات المتصلة بالمسكن |
| ELECTRICITY, GAS AND OTHER FUELS | 114.6 | 114.7 | -0.1 | 114.7 | 114.7 | 0.0 | الكهرباء والغاز وأنواع الوقود الأخرى |
| FURNISHINGS, HOUSEHOLD EQUIPMENT AND MAINTENANCE | 135.4 | 136.3 | -0.7 | 137.2 | 138.4 | -0.9 | تأثيث وتجهيزات المنزل وصيانتها |
| FURNITURE & CARPETS | 111.4 | 111.8 | -0.4 | 125.2 | 125.9 | -0.6 | الأثاث والسجاد |
| HOUSEHOLD TEXTILES | 145.9 | 149.3 | -2.3 | 75.6 | 77.6 | -2.6 | المنسوجات المنزلية |
| HOUSEHOLD APPLIANCES | 122.9 | 124.4 | -1.2 | 111.7 | 113.0 | -1.2 | الأجهزة المنزلية |
| HOUSEHOLD UTENSILS | 130.9 | 131.9 | -0.8 | 103.0 | 103.1 | -0.1 | أدوات منزلية |
| TOOLS FOR HOUSE & GARDEN | 123.2 | 124.5 | -1.0 | 122.1 | 123.3 | -1.0 | أدوات وأجهزة للمنزل والحديقة |
| GOODS FOR HOUSEHOLD MAINTENANCE | 174.1 | 174.3 | -0.1 | 197.1 | 198.9 | -0.9 | سلع وخدمات لصيانة المنزل |
| HEALTH | 137.8 | 137.4 | 0.3 | 114.3 | 114.5 | -0.2 | الصحة |
| MEDICAL PRODUCTS & EQUIPMENT | 128.3 | 127.2 | 0.9 | 105.3 | 105.7 | -0.4 | المنتجات والأجهزة والمعدات الطبية |
| OUTPATIENT SERVICES | 131.0 | 131.0 | 0.0 | 118.3 | 118.3 | 0.0 | خدمات المرضى |
| HOSPITAL SERVICES | 168.1 | 168.1 | 0.0 | 122.6 | 122.6 | 0.0 | خدمات المستشفيات |
| TRANSPORT | 117.1 | 116.2 | 0.8 | 118.2 | 117.9 | 0.3 | النقل |
| PURCHASE OF VEHICLES | 89.6 | 87.0 | 3.0 | 98.2 | 97.0 | 1.2 | مشتريات المركبات |
| OPERATION OF TRANSPORT EQUIPMENT | 139.1 | 139.3 | -0.1 | 136.8 | 137.6 | -0.6 | تشغيل معدات النقل الشخصية |
| TRANSPORT SERVICES | 150.3 | 152.6 | -1.5 | 130.6 | 129.6 | 0.8 | خدمات النقل |
| COMMUNICATION | 102.3 | 102.3 | 0.0 | 97.3 | 97.6 | -0.3 | الاتصالات |
| POSTAL SERVICES | 99.2 | 99.2 | 0.0 | 99.2 | 99.2 | 0.0 | خدمات بريدية |
| TELEPHONE AND TELEFAX EQUIPMENT | 114.3 | 114.4 | -0.1 | 86.3 | 87.9 | -1.8 | أجهزة هاتف وفاكس |
| TELEPHONE AND TELEFAX SERVICES | 99.7 | 99.7 | 0.0 | 99.7 | 99.7 | 0.0 | خدمات الهاتف والفاكس |
| RECREATION AND CULTURE | 116.1 | 115.9 | 0.2 | 117.7 | 118.5 | -0.7 | الترفيه والثقافة |
| AUDIO, PHOTO & INFO. EQUIPMENT | 79.8 | 80.6 | -1.0 | 83.3 | 77.7 | 7.2 | المعدات السمعية والبصرية والتصوير |
| OTHER RECREATION & CULTURE GOODS | 120.5 | 120.5 | 0.0 | 140.3 | 140.3 | 0.0 | السلع الأخرى المعدة للترفيه والثقافة |
| OTHER RECREATIONAL GOODS | 130.3 | 130.7 | -0.3 | 107.3 | 114.0 | -5.9 | المعدات الترفيهية الأخرى |
| RECREATIONAL & CULTURAL SERVICES | 112.1 | 109.6 | 2.3 | 92.5 | 91.8 | 0.8 | خدمات ترفيهية وثقافية |
| NEWSPAPERS, BOOKS & STATIONERY | 104.3 | 104.3 | 0.0 | 104.0 | 104.5 | -0.5 | الكتب والصحف والقرطاسية |
| PACKAGE HOLIDAYS | 134.7 | 134.7 | 0.0 | 181.4 | 181.4 | 0.0 | عروض العطلات والسياحة |
| EDUCATION | 131.1 | 131.1 | 0.0 | 135.2 | 135.2 | 0.0 | التعليم |
| PRE-PRIMARY & PRIMARY EDUCATION | 164.2 | 164.2 | 0.0 | 147.0 | 147.0 | 0.0 | التعليم ما قبل الابتدائي والابتدائي |
| SECONDARY&INTERMEDIATE EDUCATION | 142.1 | 142.1 | 0.0 | 148.3 | 148.3 | 0.0 | التعليم الثانوي والمتوسط |
| POST-SECONDARY EDUCATION | 28.6 | 28.6 | 0.0 | 128.4 | 128.4 | 0.0 | التعليم ما بعد الثانوي غير الجامعي |
| TERTIARY EDUCATION | 91.8 | 91.8 | 0.0 | 44.6 | 44.6 | 0.0 | التعليم العالي |
| RESTAURANTS AND HOTELS | 127.4 | 125.8 | 1.3 | 141.5 | 141.8 | -0.2 | المطاعم والفنادق |
| CATERING SERVICE | 127.2 | 125.9 | 1.0 | 146.3 | 147.4 | -0.7 | خدمات تقديم الوجبات |
| ACCOMMODATION SERVICES | 128.9 | 124.8 | 3.3 | 93.7 | 85.7 | 9.3 | خدمات الفنادق والشقق المفروشة |
| MISCELLANEOUS GOODS AND SERVICES | 121.9 | 121.9 | 0.0 | 121.1 | 123.3 | -1.8 | السلع والخدمات المتنوعة |
| PERSONAL CARE | 114.1 | 114.1 | 0.0 | 114.1 | 117.5 | -2.9 | العناية الشخصية |
| PERSONAL EFFECTS N.E.C. | 129.8 | 130.8 | -0.8 | 132.7 | 137.1 | -3.2 | الأمتعة الشخصية الأخرى |
| SOCIAL PROTECTION | 164.4 | 164.4 | 0.0 | 107.3 | 107.3 | 0.0 | الخدمات الاجتماعية |
| INSURANCE | 177.7 | 169.3 | 5.0 | 177.7 | 169.3 | 5.0 | التأمين |
| FINANCIAL SERVICES N.E.C. | 135.4 | 135.4 | 0.0 | 106.4 | 113.1 | -5.9 | الخدمات المالية الأخرى |
| OTHER SERVICES N.E.C. | 118.3 | 118.3 | 0.0 | 119.2 | 118.9 | 0.3 | خدمات أخرى |

Table 4 (3)

جدول ٤ (٣)

Cost Of Living Indices And Percent Changes
For Divisions And Group By Cities

الأرقام القياسية لتكلفة المعيشة ونسب التغير
للأقسام والمجموعات حسب المدن

2007=100

| Groups and Classes | المدينة المنورة MEDINA | | | الطائف TAIF | | | الأقسام والمجموعات |
|---|-----------------------------------|---------------|------------------------|-----------------------------------|---------------|------------------------|--|
| | الأرقام القياسية Index Numbers | | نسبة التغير %Change | الأرقام القياسية Index Numbers | | نسبة التغير %Change | |
| | نوفمبر NOV | أكتوبر OCT | نوفمبر NOV | نوفمبر NOV | أكتوبر OCT | نوفمبر NOV | |
| | 2016 | 2016 | 2016 | 2016 | 2016 | 2016 | |
| General Index | 129.9 | 130.3 | -0.3 | 133.3 | 133.3 | 0.0 | الرقم القياسي العام |
| FOOD AND BEVERAGES | 142.6 | 143.4 | -0.6 | 140.5 | 142.0 | -1.1 | الأغذية والمشروبات |
| FOOD | 143.6 | 144.4 | -0.6 | 142.3 | 143.9 | -1.1 | الأغذية |
| BEVERAGES | 130.9 | 131.1 | -0.2 | 120.4 | 120.4 | 0.0 | المشروبات |
| TOBACCO | 126.8 | 126.8 | 0.0 | 198.4 | 198.4 | 0.0 | التبغ |
| TOBACCO | 126.8 | 126.8 | 0.0 | 198.4 | 198.4 | 0.0 | التبغ |
| CLOTHING AND FOOTWEAR | 129.1 | 129.8 | -0.5 | 102.2 | 103.0 | -0.8 | الملابس والأحذية |
| CLOTHING | 129.6 | 130.4 | -0.6 | 103.3 | 104.2 | -0.9 | الملابس |
| FOOTWEAR | 125.4 | 125.4 | 0.0 | 95.4 | 95.1 | 0.3 | الأحذية |
| HOUSING, WATER, ELECTRI-CITY , GAS AND OTHER FUELS | 138.8 | 139.2 | -0.3 | 168.6 | 167.3 | 0.8 | السكن والمياه والكهرباء والغاز وأنواع الوقود الأخرى |
| RENTALS FOR HOUSING | 138.1 | 138.0 | 0.1 | 179.0 | 176.9 | 1.2 | الإيجار للسكن |
| MAINTENANCE OF THE DEWELLING | 149.4 | 159.0 | -6.0 | 116.0 | 120.8 | -4.0 | صيانة وإصلاح المسكن |
| WATER SUPPLY & OTHER SERVICES | 214.8 | 214.8 | 0.0 | 224.3 | 224.3 | 0.0 | المياه والخدمات المتصلة بالمسكن |
| ELECTRICITY, GAS AND OTHER FUELS | 113.3 | 113.3 | 0.0 | 113.2 | 113.5 | -0.3 | الكهرباء والغاز وأنواع الوقود الأخرى |
| FURNISHINGS, HOUSEHOLD EQUIPMENT AND MAINTENANCE | 130.6 | 131.2 | -0.5 | 150.0 | 150.8 | -0.5 | تأثيث وتجهيزات المنزل وصيانتها |
| FURNITURE & CARPETS | 118.4 | 119.2 | -0.7 | 133.1 | 132.6 | 0.4 | الأثاث والسجاد |
| HOUSEHOLD TEXTILES | 111.1 | 111.4 | -0.3 | 133.3 | 135.3 | -1.5 | المنسوجات المنزلية |
| HOUSEHOLD APPLIANCES | 125.2 | 126.1 | -0.7 | 118.7 | 122.7 | -3.3 | الأجهزة المنزلية |
| HOUSEHOLD UTENSILS | 109.3 | 109.7 | -0.4 | 139.0 | 138.4 | 0.4 | أدوات منزلية |
| TOOLS FOR HOUSE & GARDEN | 113.6 | 113.7 | -0.1 | 113.3 | 115.2 | -1.6 | أدوات وأجهزة للمنزل والحديقة |
| GOODS FOR HOUSEHOLD MAINTENANCE | 162.7 | 162.7 | 0.0 | 202.2 | 202.6 | -0.2 | سلع وخدمات لصيانة المنزل |
| HEALTH | 125.2 | 125.6 | -0.3 | 108.3 | 108.5 | -0.2 | الصحة |
| MEDICAL PRODUCTS & EQUIPMENT | 125.1 | 126.1 | -0.8 | 109.9 | 110.5 | -0.5 | المنتجات والأجهزة والمعدات الطبية |
| OUTPATIENT SERVICES | 136.4 | 136.4 | 0.0 | 111.1 | 111.1 | 0.0 | خدمات المرضى |
| HOSPITAL SERVICES | 103.4 | 103.4 | 0.0 | 100.0 | 100.0 | 0.0 | خدمات المستشفيات |
| TRANSPORT | 118.9 | 119.3 | -0.3 | 111.6 | 111.1 | 0.5 | النقل |
| PURCHASE OF VEHICLES | 92.4 | 92.7 | -0.3 | 78.3 | 78.2 | 0.1 | مشتريات المركبات |
| OPERATION OF TRANSPORT EQUIPMENT | 138.7 | 138.9 | -0.1 | 114.0 | 113.7 | 0.3 | تشغيل معدات النقل الشخصية |
| TRANSPORT SERVICES | 157.3 | 158.7 | -0.9 | 263.5 | 260.6 | 1.1 | خدمات النقل |
| COMMUNICATION | 96.1 | 96.4 | -0.3 | 89.5 | 88.2 | 1.5 | الاتصالات |
| POSTAL SERVICES | 99.2 | 99.2 | 0.0 | 99.2 | 99.2 | 0.0 | خدمات بريدية |
| TELEPHONE AND TELEFAX EQUIPMENT | 79.5 | 80.9 | -1.7 | 41.9 | 34.9 | 20.1 | أجهزة هاتف وفاكس |
| TELEPHONE AND TELEFAX SERVICES | 99.7 | 99.7 | 0.0 | 99.7 | 99.7 | 0.0 | خدمات الهاتف والفاكس |
| RECREATION AND CULTURE | 117.5 | 118.3 | -0.7 | 120.3 | 121.0 | -0.6 | الترفيه والثقافة |
| AUDIO, PHOTO & INFO. EQUIPMENT | 69.7 | 71.8 | -2.9 | 70.1 | 69.7 | 0.6 | المعدات السمعية والبصرية والتصوير |
| OTHER RECREATION & CULTURE GOODS | 168.8 | 168.8 | 0.0 | 168.6 | 168.6 | 0.0 | السلع الأخرى المعدة للترفيه والثقافة |
| OTHER RECREATIONAL GOODS | 115.1 | 115.9 | -0.7 | 148.4 | 149.7 | -0.9 | المعدات الترفيهية الأخرى |
| RECREATIONAL & CULTURAL SERVICES | 100.0 | 101.2 | -1.2 | 99.1 | 101.3 | -2.2 | خدمات ترفيهية وثقافية |
| NEWSPAPERS, BOOKS & STATIONERY | 113.3 | 113.0 | 0.3 | 112.3 | 112.3 | 0.0 | الكتب والصحف والقرطاسية |
| PACKAGE HOLIDAYS | 167.3 | 167.3 | 0.0 | 141.3 | 141.3 | 0.0 | عروض العطلات والسياحة |
| EDUCATION | 116.5 | 116.5 | 0.0 | 122.3 | 122.3 | 0.0 | التعليم |
| PRE-PRIMARY & PRIMARY EDUCATION | 135.8 | 135.8 | 0.0 | 126.3 | 126.3 | 0.0 | التعليم ما قبل الابتدائي والابتدائي |
| SECONDARY&INTERMEDIATE EDUCATION | 133.1 | 133.1 | 0.0 | 130.3 | 130.3 | 0.0 | التعليم الثانوي والمتوسط |
| POST-SECONDARY EDUCATION | 80.4 | 80.4 | 0.0 | 81.0 | 81.0 | 0.0 | التعليم ما بعد الثانوي غير الجامعي |
| TERTIARY EDUCATION | 18.7 | 18.7 | 0.0 | 118.8 | 118.8 | 0.0 | التعليم العالي |
| RESTAURANTS AND HOTELS | 124.9 | 125.2 | -0.2 | 114.2 | 113.9 | 0.3 | المطاعم والفنادق |
| CATERING SERVICE | 128.2 | 128.2 | 0.0 | 115.3 | 114.9 | 0.3 | خدمات تقديم الوجبات |
| ACCOMMODATION SERVICES | 91.7 | 95.5 | -4.0 | 102.8 | 104.1 | -1.2 | خدمات الفنادق والشقق المفروشة |
| MISCELLANEOUS GOODS AND SERVICES | 136.9 | 136.0 | 0.7 | 138.1 | 137.6 | 0.4 | السلع والخدمات المتنوعة |
| PERSONAL CARE | 119.7 | 117.2 | 2.1 | 136.5 | 135.5 | 0.7 | العناية الشخصية |
| PERSONAL EFFECTS N.E.C. | 158.7 | 159.2 | -0.3 | 144.6 | 144.5 | 0.1 | الأمتعة الشخصية الأخرى |
| SOCIAL PROTECTION | 116.8 | 116.8 | 0.0 | 114.3 | 114.3 | 0.0 | الخدمات الاجتماعية |
| INSURANCE | 177.7 | 169.3 | 5.0 | 177.7 | 169.3 | 5.0 | التأمين |
| FINANCIAL SERVICES N.E.C. | 89.2 | 89.2 | 0.0 | 112.4 | 112.4 | 0.0 | الخدمات المالية الأخرى |
| OTHER SERVICES N.E.C. | 143.2 | 143.2 | 0.0 | 137.1 | 137.1 | 0.0 | خدمات أخرى |

Table 4 (4)

جدول ٤ (٤)

Cost Of Living Indices And Percent Changes
For Divisions And Group By Cities

الأرقام القياسية لتكلفة المعيشة ونسب التغير
للأقسام والمجموعات حسب المدن

2007=100

| Groups and Classes | ALHOFOF | | | ابها | | ABHA | | الأقسام والمجموعات |
|---|----------------|--------|------------------------|----------------|--------|------------------------|--------|--|
| | الرقم القياسية | | نسبة التغير %Change | الرقم القياسية | | نسبة التغير %Change | | |
| | Index Numbers | | | Index Numbers | | Index Numbers | | |
| | نوفمبر | أكتوبر | 2016 | نوفمبر | أكتوبر | 2016 | نوفمبر | |
| NOV | OCT | OCT | NOV | OCT | OCT | OCT | | |
| | 2016 | 2016 | 2016 | 2016 | 2016 | 2016 | أكتوبر | |
| General Index | 128.4 | 128.6 | -0.2 | 129.2 | 129.2 | 0.0 | | الرقم القياسي العام |
| FOOD AND BEVERAGES | 141.3 | 141.6 | -0.2 | 144.9 | 145.4 | -0.3 | | الأغذية والمشروبات |
| FOOD | 142.8 | 143.6 | -0.6 | 147.1 | 147.7 | -0.4 | | الأغذية |
| BEVERAGES | 124.1 | 118.9 | 4.4 | 118.7 | 118.7 | 0.0 | | المشروبات |
| TOBACCO | 203.3 | 203.3 | 0.0 | 193.3 | 193.3 | 0.0 | | التبغ |
| TOBACCO | 203.3 | 203.3 | 0.0 | 193.3 | 193.3 | 0.0 | | التبغ |
| CLOTHING AND FOOTWEAR | 111.6 | 111.2 | 0.4 | 126.9 | 127.4 | -0.4 | | الملابس والأحذية |
| CLOTHING | 110.5 | 110.0 | 0.5 | 126.6 | 126.6 | 0.0 | | الملابس |
| FOOTWEAR | 119.0 | 119.0 | 0.0 | 129.2 | 132.3 | -2.3 | | الأحذية |
| HOUSING, WATER, ELECTRI-CITY , GAS AND OTHER FUELS | 144.1 | 143.5 | 0.4 | 136.8 | 136.9 | -0.1 | | السكن والمياه والكهرباء والغاز وأنواع الوقود الأخرى |
| RENTALS FOR HOUSING | 147.0 | 146.1 | 0.6 | 135.3 | 135.3 | 0.0 | | الإيجار للسكن |
| MAINTENANCE OF THE DEWELLING | 156.4 | 158.0 | -1.0 | 137.3 | 139.8 | -1.8 | | صيانة واصلاح المسكن |
| WATER SUPPLY & OTHER SERVICES | 169.4 | 169.4 | 0.0 | 237.3 | 237.3 | 0.0 | | المياه والخدمات المتصلة بالمسكن |
| ELECTRICITY, GAS AND OTHER FUELS | 114.6 | 114.6 | 0.0 | 112.1 | 112.1 | 0.0 | | الكهرباء والغاز وأنواع الوقود الأخرى |
| FURNISHINGS, HOUSEHOLD EQUIPMENT AND MAINTENANCE | 133.0 | 134.9 | -1.4 | 137.0 | 137.9 | -0.7 | | تأثيث وتجهيزات المنزل وصيانتها |
| FURNITURE & CARPETS | 114.0 | 118.5 | -3.8 | 129.6 | 131.0 | -1.1 | | الأثاث والسجاد |
| HOUSEHOLD TEXTILES | 127.9 | 128.0 | -0.1 | 101.1 | 103.6 | -2.4 | | المنسوجات المنزلية |
| HOUSEHOLD APPLIANCES | 128.1 | 128.1 | 0.0 | 131.1 | 132.2 | -0.8 | | الأجهزة المنزلية |
| HOUSEHOLD UTENSILS | 130.2 | 129.7 | 0.4 | 159.4 | 160.1 | -0.4 | | أدوات منزلية |
| TOOLS FOR HOUSE & GARDEN | 129.4 | 129.3 | 0.1 | 204.9 | 203.2 | 0.8 | | أدوات وأجهزة للمنزل والحديقة |
| GOODS FOR HOUSEHOLD MAINTENANCE | 164.4 | 165.0 | -0.4 | 152.9 | 152.9 | 0.0 | | سلع وخدمات لصيانة المنزل |
| HEALTH | 115.0 | 118.5 | -3.0 | 110.1 | 110.0 | 0.1 | | الصحة |
| MEDICAL PRODUCTS & EQUIPMENT | 94.3 | 103.6 | -9.0 | 112.0 | 111.8 | 0.2 | | المنتجات والأجهزة والمعدات الطبية |
| OUTPATIENT SERVICES | 136.8 | 136.8 | 0.0 | 110.5 | 110.5 | 0.0 | | خدمات المرضى |
| HOSPITAL SERVICES | 108.9 | 108.9 | 0.0 | 105.9 | 105.9 | 0.0 | | خدمات المستشفيات |
| TRANSPORT | 120.2 | 119.7 | 0.4 | 115.8 | 113.6 | 1.9 | | النقل |
| PURCHASE OF VEHICLES | 99.6 | 96.8 | 2.9 | 97.5 | 98.6 | -1.1 | | مشتريات المركبات |
| OPERATION OF TRANSPORT EQUIPMENT | 126.7 | 126.8 | -0.1 | 126.1 | 126.2 | -0.1 | | تشغيل معدات النقل الشخصية |
| TRANSPORT SERVICES | 190.6 | 198.7 | -4.1 | 158.2 | 129.3 | 22.4 | | خدمات النقل |
| COMMUNICATION | 90.8 | 90.8 | 0.0 | 96.4 | 95.7 | 0.7 | | الاتصالات |
| POSTAL SERVICES | 99.2 | 99.2 | 0.0 | 99.2 | 99.2 | 0.0 | | خدمات بريدية |
| TELEPHONE AND TELEFAX EQUIPMENT | 49.2 | 49.2 | 0.0 | 81.2 | 77.0 | 5.5 | | أجهزة هاتف وفاكس |
| TELEPHONE AND TELEFAX SERVICES | 99.7 | 99.7 | 0.0 | 99.7 | 99.7 | 0.0 | | خدمات الهاتف والفاكس |
| RECREATION AND CULTURE | 98.6 | 98.2 | 0.4 | 124.8 | 125.2 | -0.3 | | الترويح والثقافة |
| AUDIO, PHOTO & INFO. EQUIPMENT | 59.4 | 59.0 | 0.7 | 69.4 | 69.3 | 0.1 | | المعدات السمعية والبصرية والتصوير |
| OTHER RECREATION & CULTURE GOODS | 96.0 | 96.0 | 0.0 | 169.1 | 169.1 | 0.0 | | السلع الأخرى المعدة للترفيه والثقافة |
| OTHER RECREATIONAL GOODS | 109.3 | 108.0 | 1.2 | 148.8 | 149.5 | -0.5 | | المعدات الترفيهية الأخرى |
| RECREATIONAL & CULTURAL SERVICES | 104.0 | 104.0 | 0.0 | 123.3 | 125.4 | -1.7 | | خدمات ترفيهية وثقافية |
| NEWSPAPERS, BOOKS & STATIONERY | 109.5 | 109.5 | 0.0 | 109.8 | 108.2 | 1.5 | | الكتب والصحف والقرطاسية |
| PACKAGE HOLIDAYS | 103.9 | 103.9 | 0.0 | 141.3 | 141.3 | 0.0 | | عروض العطلات والسياحة |
| EDUCATION | 131.0 | 131.0 | 0.0 | 117.8 | 117.8 | 0.0 | | التعليم |
| PRE-PRIMARY & PRIMARY EDUCATION | 128.6 | 128.6 | 0.0 | 131.6 | 131.6 | 0.0 | | التعليم ما قبل الابتدائي والابتدائي |
| SECONDARY&INTERMEDIATE EDUCATION | 148.2 | 148.2 | 0.0 | 114.4 | 114.4 | 0.0 | | التعليم الثانوي والمتوسط |
| POST-SECONDARY EDUCATION | 80.1 | 80.1 | 0.0 | 102.1 | 102.1 | 0.0 | | التعليم ما بعد الثانوي غير الجامعي |
| TERTIARY EDUCATION | 114.8 | 114.8 | 0.0 | 108.7 | 108.7 | 0.0 | | التعليم العالي |
| RESTAURANTS AND HOTELS | 142.5 | 142.4 | 0.1 | 126.6 | 127.2 | -0.5 | | المطاعم والفنادق |
| CATERING SERVICE | 148.3 | 148.2 | 0.1 | 122.2 | 122.5 | -0.2 | | خدمات تقديم الوجبات |
| ACCOMMODATION SERVICES | 84.7 | 84.5 | 0.2 | 170.6 | 174.6 | -2.3 | | خدمات الفنادق والشقق المفروشة |
| MISCELLANEOUS GOODS AND SERVICES | 114.8 | 115.4 | -0.5 | 119.7 | 120.2 | -0.4 | | السلع والخدمات المتنوعة |
| PERSONAL CARE | 107.6 | 107.9 | -0.3 | 114.2 | 117.2 | -2.6 | | العناية الشخصية |
| PERSONAL EFFECTS N.E.C. | 126.9 | 129.8 | -2.2 | 149.9 | 149.4 | 0.3 | | الأمتعة الشخصية الأخرى |
| SOCIAL PROTECTION | 217.0 | 217.0 | 0.0 | 114.3 | 114.3 | 0.0 | | الخدمات الاجتماعية |
| INSURANCE | 177.7 | 169.3 | 5.0 | 177.7 | 169.3 | 5.0 | | التأمين |
| FINANCIAL SERVICES N.E.C. | 103.5 | 103.5 | 0.0 | 75.1 | 75.9 | -1.1 | | الخدمات المالية الأخرى |
| OTHER SERVICES N.E.C. | 110.2 | 110.2 | 0.0 | 108.6 | 107.9 | 0.6 | | خدمات أخرى |

Table 4 (5)

جدول ٤ (٥)

Cost Of Living Indices And Percent Changes
For Divisions And Group By Cities

الأرقام القياسية لتكلفة المعيشة ونسب التغير
للأقسام والمجموعات حسب المدن

2007=100

| Groups and Classes | بريدة BURAYDAH | | | تبوك TABUK | | | الأقسام والمجموعات |
|---|-----------------------------------|---------------|------------------------|-----------------------------------|---------------|------------------------|--|
| | الأرقام القياسية Index Numbers | | نسبة التغير %Change | الأرقام القياسية Index Numbers | | نسبة التغير %Change | |
| | نوفمبر NOV | أكتوبر OCT | نوفمبر NOV | أكتوبر OCT | نوفمبر NOV | أكتوبر OCT | |
| | 2016 | 2016 | 2016 | 2016 | 2016 | 2016 | |
| General Index | 127.4 | 129.2 | -1.4 | 122.7 | 123.0 | -0.2 | الرقم القياسي العام |
| FOOD AND BEVERAGES | 142.1 | 146.0 | -2.7 | 137.1 | 140.1 | -2.1 | الأغذية والمشروبات |
| FOOD | 144.5 | 148.6 | -2.8 | 139.0 | 142.2 | -2.3 | الأغذية |
| BEVERAGES | 114.5 | 116.0 | -1.3 | 115.1 | 115.7 | -0.5 | المشروبات |
| TOBACCO | 216.3 | 216.3 | 0.0 | 179.8 | 179.8 | 0.0 | التبغ |
| TOBACCO | 216.3 | 216.3 | 0.0 | 179.8 | 179.8 | 0.0 | التبغ |
| CLOTHING AND FOOTWEAR | 101.5 | 104.7 | -3.1 | 104.5 | 103.3 | 1.2 | الملابس والأحذية |
| CLOTHING | 101.7 | 104.6 | -2.8 | 99.5 | 98.3 | 1.2 | الملابس |
| FOOTWEAR | 100.7 | 105.8 | -4.8 | 136.8 | 135.9 | 0.7 | الأحذية |
| HOUSING, WATER, ELECTRICITY, GAS AND OTHER FUELS | 145.2 | 145.7 | -0.3 | 119.3 | 119.3 | 0.0 | السكن والمياه والكهرباء والغاز وأنواع الوقود الأخرى |
| RENTALS FOR HOUSING | 148.4 | 148.7 | -0.2 | 116.2 | 116.3 | -0.1 | الإيجار للسكن |
| MAINTENANCE OF THE DWELLING | 128.6 | 134.1 | -4.1 | 97.2 | 97.4 | -0.2 | صيانة وإصلاح المسكن |
| WATER SUPPLY & OTHER SERVICES | 214.4 | 214.4 | 0.0 | 220.0 | 220.0 | 0.0 | المياه والخدمات المتصلة بالمسكن |
| ELECTRICITY, GAS AND OTHER FUELS | 111.3 | 111.3 | 0.0 | 112.2 | 112.2 | 0.0 | الكهرباء والغاز وأنواع الوقود الأخرى |
| FURNISHINGS, HOUSEHOLD EQUIPMENT AND MAINTENANCE | 109.6 | 111.6 | -1.8 | 128.0 | 126.0 | 1.6 | تأثيث وتجهيزات المنزل وصيانتها |
| FURNITURE & CARPETS | 63.7 | 65.3 | -2.5 | 108.8 | 103.9 | 4.7 | الأثاث والسجاد |
| HOUSEHOLD TEXTILES | 167.7 | 169.3 | -0.9 | 162.5 | 160.4 | 1.3 | المنسوجات المنزلية |
| HOUSEHOLD APPLIANCES | 122.4 | 126.1 | -2.9 | 130.4 | 131.4 | -0.8 | الأجهزة المنزلية |
| HOUSEHOLD UTENSILS | 131.4 | 137.8 | -4.6 | 99.7 | 96.4 | 3.4 | أدوات منزلية |
| TOOLS FOR HOUSE & GARDEN | 126.0 | 128.9 | -2.2 | 107.4 | 104.3 | 3.0 | أدوات وأجهزة للمنزل والحديقة |
| GOODS FOR HOUSEHOLD MAINTENANCE | 140.0 | 140.7 | -0.5 | 149.1 | 149.5 | -0.3 | سلع وخدمات لصيانة المنزل |
| HEALTH | 116.4 | 116.6 | -0.2 | 190.0 | 189.9 | 0.1 | الصحة |
| MEDICAL PRODUCTS & EQUIPMENT | 111.7 | 112.2 | -0.4 | 102.6 | 102.6 | 0.0 | المنتجات والأجهزة والمعدات الطبية |
| OUTPATIENT SERVICES | 119.9 | 119.9 | 0.0 | 127.1 | 127.1 | 0.0 | خدمات المرضى |
| HOSPITAL SERVICES | 117.8 | 117.8 | 0.0 | 468.3 | 468.3 | 0.0 | خدمات المستشفيات |
| TRANSPORT | 116.1 | 117.7 | -1.4 | 118.4 | 117.6 | 0.7 | النقل |
| PURCHASE OF VEHICLES | 92.2 | 95.1 | -3.0 | 81.9 | 85.1 | -3.8 | مشتريات المركبات |
| OPERATION OF TRANSPORT EQUIPMENT | 138.6 | 138.8 | -0.1 | 132.2 | 132.1 | 0.1 | تشغيل معدات النقل الشخصية |
| TRANSPORT SERVICES | 130.1 | 131.3 | -0.9 | 233.4 | 210.0 | 11.1 | خدمات النقل |
| COMMUNICATION | 95.7 | 96.2 | -0.5 | 85.9 | 86.0 | -0.1 | الاتصالات |
| POSTAL SERVICES | 99.2 | 99.2 | 0.0 | 99.2 | 99.2 | 0.0 | خدمات بريدية |
| TELEPHONE AND TELEFAX EQUIPMENT | 76.9 | 79.8 | -3.6 | 21.9 | 22.1 | -0.9 | أجهزة هاتف وفاكس |
| TELEPHONE AND TELEFAX SERVICES | 99.7 | 99.7 | 0.0 | 99.7 | 99.7 | 0.0 | خدمات الهاتف والفاكس |
| RECREATION AND CULTURE | 142.4 | 143.8 | -1.0 | 85.1 | 85.5 | -0.5 | الترفيه والثقافة |
| AUDIO, PHOTO & INFO. EQUIPMENT | 64.4 | 65.4 | -1.5 | 53.1 | 53.9 | -1.5 | المعدات السمعية والبصرية والتصوير |
| OTHER RECREATION & CULTURE GOODS | 121.1 | 121.1 | 0.0 | 90.3 | 90.3 | 0.0 | السلع الأخرى المعدة للترفيه والثقافة |
| OTHER RECREATIONAL GOODS | 101.7 | 103.4 | -1.6 | 96.2 | 97.1 | -0.9 | المعدات الترفيهية الأخرى |
| RECREATIONAL & CULTURAL SERVICES | 97.6 | 100.7 | -3.1 | 90.3 | 90.3 | 0.0 | خدمات ترفيهية وثقافية |
| NEWSPAPERS, BOOKS & STATIONERY | 90.7 | 92.2 | -1.6 | 92.1 | 91.8 | 0.3 | الكتب والصحف والقرطاسية |
| PACKAGE HOLIDAYS | 314.5 | 314.5 | 0.0 | 86.3 | 86.3 | 0.0 | عروض العطلات والسياحة |
| EDUCATION | 129.1 | 129.1 | 0.0 | 141.9 | 141.9 | 0.0 | التعليم |
| PRE-PRIMARY & PRIMARY EDUCATION | 127.5 | 127.5 | 0.0 | 126.6 | 126.6 | 0.0 | التعليم ما قبل الابتدائي والابتدائي |
| SECONDARY&INTERMEDIATE EDUCATION | 125.7 | 125.7 | 0.0 | 151.2 | 151.2 | 0.0 | التعليم الثانوي والمتوسط |
| POST-SECONDARY EDUCATION | 150.9 | 150.9 | 0.0 | 153.2 | 153.2 | 0.0 | التعليم ما بعد الثانوي غير الجامعي |
| TERTIARY EDUCATION | 125.4 | 125.4 | 0.0 | 133.3 | 133.3 | 0.0 | التعليم العالي |
| RESTAURANTS AND HOTELS | 126.3 | 127.3 | -0.8 | 123.5 | 123.3 | 0.2 | المطاعم والفنادق |
| CATERING SERVICE | 125.3 | 125.9 | -0.5 | 126.3 | 126.3 | 0.0 | خدمات تقديم الوجبات |
| ACCOMMODATION SERVICES | 136.4 | 141.5 | -3.6 | 95.0 | 92.5 | 2.7 | خدمات الفنادق والشقق المفروشة |
| MISCELLANEOUS GOODS AND SERVICES | 128.8 | 129.7 | -0.7 | 134.8 | 134.3 | 0.4 | السلع والخدمات المتنوعة |
| PERSONAL CARE | 138.5 | 140.9 | -1.7 | 148.8 | 148.3 | 0.3 | العناية الشخصية |
| PERSONAL EFFECTS N.E.C. | 154.4 | 155.1 | -0.5 | 157.6 | 156.8 | 0.5 | الأمثلة الشخصية الأخرى |
| SOCIAL PROTECTION | 124.1 | 124.1 | 0.0 | 114.3 | 114.3 | 0.0 | الخدمات الاجتماعية |
| INSURANCE | 177.7 | 169.3 | 5.0 | 177.7 | 169.3 | 5.0 | التأمين |
| FINANCIAL SERVICES N.E.C. | 94.3 | 94.3 | 0.0 | 97.4 | 97.4 | 0.0 | الخدمات المالية الأخرى |
| OTHER SERVICES N.E.C. | 105.8 | 106.1 | -0.3 | 110.7 | 110.7 | 0.0 | خدمات أخرى |

Table 4 (6)

جدول ٤ (٦)

Cost Of Living Indices And Percent Changes
For Divisions And Group By Cities

الأرقام القياسية لتكلفة المعيشة ونسب التغير
للأقسام والمجموعات حسب المدن

2007=100

| Groups and Classes | حائل Hail | | | جازان Jazan | | | | الأقسام والمجموعات |
|---|-----------------------------------|---------------|------------------------|-----------------------------------|---------------|------------------------|--|--------------------|
| | الأرقام القياسية Index Numbers | | نسبة التغير %Change | الأرقام القياسية Index Numbers | | نسبة التغير %Change | | |
| | نوفمبر NOV | أكتوبر OCT | نوفمبر NOV | أكتوبر OCT | نوفمبر NOV | أكتوبر OCT | | |
| | 2016 | 2016 | 2016 | 2016 | 2016 | 2016 | | |
| General Index | 129.9 | 130.7 | -0.6 | 156.1 | 157.0 | -0.6 | الرقم القياسي العام | |
| FOOD AND BEVERAGES | 134.0 | 135.2 | -0.9 | 161.6 | 164.6 | -1.8 | الأغذية والمشروبات | |
| FOOD | 135.2 | 136.6 | -1.0 | 164.1 | 167.4 | -2.0 | الأغذية | |
| BEVERAGES | 120.0 | 119.8 | 0.2 | 131.8 | 132.3 | -0.4 | المشروبات | |
| TOBACCO | 186.0 | 186.0 | 0.0 | 188.8 | 188.8 | 0.0 | التبغ | |
| TOBACCO | 186.0 | 186.0 | 0.0 | 188.8 | 188.8 | 0.0 | التبغ | |
| CLOTHING AND FOOTWEAR | 113.0 | 114.5 | -1.3 | 123.3 | 124.6 | -1.0 | الملابس والأحذية | |
| CLOTHING | 118.3 | 119.9 | -1.3 | 118.8 | 119.6 | -0.7 | الملابس | |
| FOOTWEAR | 78.6 | 79.6 | -1.3 | 152.7 | 157.0 | -2.7 | الأحذية | |
| HOUSING, WATER, ELECTRICITY, GAS AND OTHER FUELS | 160.8 | 160.2 | 0.4 | 213.5 | 213.4 | 0.0 | السكن والمياه والكهرباء والغاز وأنواع الوقود الأخرى | |
| RENTALS FOR HOUSING | 169.7 | 168.9 | 0.5 | 240.8 | 240.6 | 0.1 | الإيجار للسكن | |
| MAINTENANCE OF THE DWELLING | 108.3 | 109.2 | -0.8 | 124.8 | 125.1 | -0.2 | صيانة وإصلاح المسكن | |
| WATER SUPPLY & OTHER SERVICES | 210.9 | 210.9 | 0.0 | 161.3 | 161.3 | 0.0 | المياه والخدمات المتصلة بالمسكن | |
| ELECTRICITY, GAS AND OTHER FUELS | 115.7 | 115.7 | 0.0 | 113.9 | 113.9 | 0.0 | الكهرباء والغاز وأنواع الوقود الأخرى | |
| FURNISHINGS, HOUSEHOLD EQUIPMENT AND MAINTENANCE | 141.1 | 141.5 | -0.3 | 140.4 | 142.0 | -1.1 | تأثيث وتجهيزات المنزل وصيانتها | |
| FURNITURE & CARPETS | 104.1 | 104.8 | -0.7 | 108.3 | 110.4 | -1.9 | الأثاث والسجاد | |
| HOUSEHOLD TEXTILES | 113.2 | 113.9 | -0.6 | 200.4 | 204.9 | -2.2 | المنسوجات المنزلية | |
| HOUSEHOLD APPLIANCES | 120.3 | 120.3 | 0.0 | 128.2 | 129.7 | -1.2 | الأجهزة المنزلية | |
| HOUSEHOLD UTENSILS | 138.5 | 138.5 | 0.0 | 124.3 | 124.3 | 0.0 | أدوات منزلية | |
| TOOLS FOR HOUSE & GARDEN | 156.7 | 157.2 | -0.3 | 149.4 | 152.6 | -2.1 | أدوات وأجهزة للمنزل والحديقة | |
| GOODS FOR HOUSEHOLD MAINTENANCE | 212.7 | 212.9 | -0.1 | 174.8 | 175.1 | -0.2 | سلع وخدمات لصيانة المنزل | |
| HEALTH | 124.1 | 124.2 | -0.1 | 144.5 | 144.5 | 0.0 | الصحة | |
| MEDICAL PRODUCTS & EQUIPMENT | 111.9 | 112.0 | -0.1 | 142.5 | 142.6 | -0.1 | المنتجات والأجهزة والمعدات الطبية | |
| OUTPATIENT SERVICES | 126.9 | 126.9 | 0.0 | 153.8 | 153.8 | 0.0 | خدمات المرضى | |
| HOSPITAL SERVICES | 140.4 | 140.4 | 0.0 | 129.9 | 129.9 | 0.0 | خدمات المستشفيات | |
| TRANSPORT | 121.3 | 123.7 | -1.9 | 142.3 | 141.7 | 0.4 | النقل | |
| PURCHASE OF VEHICLES | 105.3 | 109.6 | -3.9 | 98.8 | 99.9 | -1.1 | مشتريات المركبات | |
| OPERATION OF TRANSPORT EQUIPMENT | 134.9 | 135.6 | -0.5 | 144.6 | 145.1 | -0.3 | تشغيل معدات النقل الشخصية | |
| TRANSPORT SERVICES | 137.6 | 137.8 | -0.1 | 345.9 | 330.7 | 4.6 | خدمات النقل | |
| COMMUNICATION | 88.0 | 88.0 | 0.0 | 105.3 | 109.1 | -3.5 | الاتصالات | |
| POSTAL SERVICES | 99.2 | 99.2 | 0.0 | 99.2 | 99.2 | 0.0 | خدمات بريدية | |
| TELEPHONE AND TELEFAX EQUIPMENT | 33.3 | 33.4 | -0.3 | 131.3 | 152.9 | -14.1 | أجهزة هاتف وفاكس | |
| TELEPHONE AND TELEFAX SERVICES | 99.7 | 99.7 | 0.0 | 99.7 | 99.7 | 0.0 | خدمات الهاتف والفاكس | |
| RECREATION AND CULTURE | 114.4 | 116.0 | -1.4 | 203.5 | 203.3 | 0.1 | الترفيه والثقافة | |
| AUDIO, PHOTO & INFO. EQUIPMENT | 76.1 | 76.1 | 0.0 | 83.7 | 84.5 | -0.9 | المعدات السمعية والبصرية والتصوير | |
| OTHER RECREATION & CULTURE GOODS | 113.2 | 113.2 | 0.0 | 168.0 | 168.1 | -0.1 | السلع الأخرى المعدة للترفيه والثقافة | |
| OTHER RECREATIONAL GOODS | 117.8 | 119.1 | -1.1 | 397.7 | 396.8 | 0.2 | المعدات الترفيهية الأخرى | |
| RECREATIONAL & CULTURAL SERVICES | 135.1 | 141.4 | -4.5 | 124.5 | 126.4 | -1.5 | خدمات ترفيهية وثقافية | |
| NEWSPAPERS, BOOKS & STATIONERY | 99.5 | 99.6 | -0.1 | 102.1 | 98.1 | 4.1 | الكتب والصحف والقرطاسية | |
| PACKAGE HOLIDAYS | 127.7 | 127.7 | 0.0 | 186.3 | 186.3 | 0.0 | عروض العطلات والسياحة | |
| EDUCATION | 141.2 | 141.2 | 0.0 | 113.1 | 113.1 | 0.0 | التعليم | |
| PRE-PRIMARY & PRIMARY EDUCATION | 137.7 | 137.7 | 0.0 | 125.1 | 125.1 | 0.0 | التعليم ما قبل الابتدائي والابتدائي | |
| SECONDARY&INTERMEDIATE EDUCATION | 162.8 | 162.8 | 0.0 | 128.5 | 128.5 | 0.0 | التعليم الثانوي والمتوسط | |
| POST-SECONDARY EDUCATION | 66.1 | 66.1 | 0.0 | 21.2 | 21.2 | 0.0 | التعليم ما بعد الثانوي غير الجامعي | |
| TERTIARY EDUCATION | 135.3 | 135.3 | 0.0 | 106.4 | 106.4 | 0.0 | التعليم العالي | |
| RESTAURANTS AND HOTELS | 101.8 | 102.4 | -0.6 | 124.9 | 123.4 | 1.2 | المطاعم والفنادق | |
| CATERING SERVICE | 95.9 | 96.0 | -0.1 | 124.0 | 123.8 | 0.2 | خدمات تقديم الوجبات | |
| ACCOMMODATION SERVICES | 161.9 | 166.6 | -2.8 | 133.4 | 119.1 | 12.0 | خدمات الفنادق والشقق المفروشة | |
| MISCELLANEOUS GOODS AND SERVICES | 118.8 | 120.3 | -1.2 | 129.7 | 128.8 | 0.7 | السلع والخدمات المتنوعة | |
| PERSONAL CARE | 106.8 | 106.7 | 0.1 | 125.0 | 128.2 | -2.5 | العناية الشخصية | |
| PERSONAL EFFECTS N.E.C. | 152.5 | 153.1 | -0.4 | 165.5 | 165.3 | 0.1 | الأمتعة الشخصية الأخرى | |
| SOCIAL PROTECTION | 110.9 | 110.9 | 0.0 | 103.1 | 103.1 | 0.0 | الخدمات الاجتماعية | |
| INSURANCE | 177.7 | 169.3 | 5.0 | 177.7 | 169.3 | 5.0 | التأمين | |
| FINANCIAL SERVICES N.E.C. | 106.5 | 113.4 | -6.1 | 121.8 | 121.8 | 0.0 | الخدمات المالية الأخرى | |
| OTHER SERVICES N.E.C. | 106.7 | 110.2 | -3.2 | 110.0 | 105.3 | 4.5 | خدمات أخرى | |

Table 4 (7)

جدول ٤ (٧)

Cost Of Living Indices And Percent Changes
For Divisions And Group By Cities

الأرقام القياسية لتكلفة المعيشة ونسب التغير
للأقسام والمجموعات حسب المدن

2007=100

| Groups and Classes | نجران Njran | | | الباحة Baha | | | الأقسام والمجموعات |
|---|-----------------------------------|---------------|------------------------|-----------------------------------|---------------|------------------------|--|
| | الأرقام القياسية Index Numbers | | نسبة التغير %Change | الأرقام القياسية Index Numbers | | نسبة التغير %Change | |
| | نوفمبر NOV | أكتوبر OCT | نوفمبر NOV | أكتوبر OCT | نوفمبر NOV | أكتوبر OCT | |
| | 2016 | 2016 | 2016 | 2016 | 2016 | 2016 | |
| General Index | 136.8 | 137.0 | -0.1 | 140.7 | 141.5 | -0.6 | الرقم القياسي العام |
| FOOD AND BEVERAGES | 144.3 | 144.0 | 0.2 | 148.2 | 151.1 | -1.9 | الأغذية والمشروبات |
| FOOD | 146.1 | 145.9 | 0.1 | 149.7 | 152.9 | -2.1 | الأغذية |
| BEVERAGES | 122.5 | 122.7 | -0.2 | 130.2 | 130.4 | -0.2 | المشروبات |
| TOBACCO | 194.1 | 194.1 | 0.0 | 202.7 | 202.7 | 0.0 | التبغ |
| TOBACCO | 194.1 | 194.1 | 0.0 | 202.7 | 202.7 | 0.0 | التبغ |
| CLOTHING AND FOOTWEAR | 102.0 | 101.9 | 0.1 | 126.8 | 126.3 | 0.4 | الملابس والأحذية |
| CLOTHING | 103.3 | 103.2 | 0.1 | 129.9 | 129.5 | 0.3 | الملابس |
| FOOTWEAR | 93.4 | 93.4 | 0.0 | 107.1 | 106.1 | 0.9 | الأحذية |
| HOUSING, WATER, ELECTRICITY, GAS AND OTHER FUELS | 183.2 | 183.3 | -0.1 | 155.0 | 155.0 | 0.0 | السكن والمياه والكهرباء والغاز وأنواع الوقود الأخرى |
| RENTALS FOR HOUSING | 194.7 | 194.7 | 0.0 | 159.4 | 159.4 | 0.0 | الإيجار للسكن |
| MAINTENANCE OF THE DWELLING | 171.6 | 172.8 | -0.7 | 140.4 | 140.4 | 0.0 | صيانة وإصلاح المسكن |
| WATER SUPPLY & OTHER SERVICES | 211.3 | 211.3 | 0.0 | 224.0 | 224.0 | 0.0 | المياه والخدمات المتصلة بالمسكن |
| ELECTRICITY, GAS AND OTHER FUELS | 114.5 | 114.5 | 0.0 | 113.5 | 113.5 | 0.0 | الكهرباء والغاز وأنواع الوقود الأخرى |
| FURNISHINGS, HOUSEHOLD EQUIPMENT AND MAINTENANCE | 140.1 | 140.8 | -0.5 | 171.8 | 172.3 | -0.3 | تأثيث وتجهيزات المنزل وصيانتها |
| FURNITURE & CARPETS | 129.6 | 131.3 | -1.3 | 132.1 | 132.3 | -0.2 | الأثاث والسجاد |
| HOUSEHOLD TEXTILES | 131.5 | 131.5 | 0.0 | 169.7 | 169.7 | 0.0 | المنسوجات المنزلية |
| HOUSEHOLD APPLIANCES | 123.8 | 124.1 | -0.2 | 146.1 | 147.9 | -1.2 | الأجهزة المنزلية |
| HOUSEHOLD UTENSILS | 128.4 | 128.0 | 0.3 | 159.9 | 162.1 | -1.4 | أدوات منزلية |
| TOOLS FOR HOUSE & GARDEN | 117.1 | 117.1 | 0.0 | 272.9 | 270.2 | 1.0 | أدوات وأجهزة للمنزل والحديقة |
| GOODS FOR HOUSEHOLD MAINTENANCE | 171.0 | 171.2 | -0.1 | 237.8 | 238.0 | -0.1 | سلع وخدمات لصيانة المنزل |
| HEALTH | 114.7 | 114.7 | 0.0 | 113.2 | 113.7 | -0.4 | الصحة |
| MEDICAL PRODUCTS & EQUIPMENT | 99.8 | 99.8 | 0.0 | 111.0 | 112.4 | -1.2 | المنتجات والأجهزة والمعدات الطبية |
| OUTPATIENT SERVICES | 126.5 | 126.5 | 0.0 | 100.9 | 100.9 | 0.0 | خدمات المرضى |
| HOSPITAL SERVICES | 118.0 | 118.0 | 0.0 | 141.4 | 141.4 | 0.0 | خدمات المستشفيات |
| TRANSPORT | 122.1 | 124.0 | -1.5 | 132.0 | 132.1 | -0.1 | النقل |
| PURCHASE OF VEHICLES | 109.1 | 112.9 | -3.4 | 113.3 | 113.3 | 0.0 | مشتريات المركبات |
| OPERATION OF TRANSPORT EQUIPMENT | 137.9 | 138.0 | -0.1 | 151.7 | 151.7 | 0.0 | تشغيل معدات النقل الشخصية |
| TRANSPORT SERVICES | 112.6 | 113.7 | -1.0 | 133.3 | 133.5 | -0.1 | خدمات النقل |
| COMMUNICATION | 93.4 | 93.8 | -0.4 | 116.0 | 116.0 | 0.0 | الاتصالات |
| POSTAL SERVICES | 99.2 | 99.2 | 0.0 | 99.2 | 99.2 | 0.0 | خدمات بريدية |
| TELEPHONE AND TELEFAX EQUIPMENT | 64.2 | 66.6 | -3.6 | 191.5 | 191.9 | -0.2 | أجهزة هاتف وفاكس |
| TELEPHONE AND TELEFAX SERVICES | 99.7 | 99.7 | 0.0 | 99.7 | 99.7 | 0.0 | خدمات الهاتف والفاكس |
| RECREATION AND CULTURE | 108.7 | 108.8 | -0.1 | 103.2 | 104.2 | -1.0 | الترفيه والثقافة |
| AUDIO, PHOTO & INFO. EQUIPMENT | 85.1 | 85.2 | -0.1 | 46.6 | 46.4 | 0.4 | المعدات السمعية والبصرية والتصوير |
| OTHER RECREATION & CULTURE GOODS | 167.6 | 167.7 | -0.1 | 165.6 | 165.6 | 0.0 | السلع الأخرى المعدة للترفيه والثقافة |
| OTHER RECREATIONAL GOODS | 88.1 | 88.4 | -0.3 | 140.8 | 144.2 | -2.4 | المعدات الترفيهية الأخرى |
| RECREATIONAL & CULTURAL SERVICES | 116.7 | 116.7 | 0.0 | 104.4 | 105.0 | -0.6 | خدمات ترفيهية وثقافية |
| NEWSPAPERS, BOOKS & STATIONERY | 101.0 | 101.0 | 0.0 | 104.4 | 104.4 | 0.0 | الكتب والصحف والقرطاسية |
| PACKAGE HOLIDAYS | 141.3 | 141.3 | 0.0 | 91.9 | 91.9 | 0.0 | عروض العطلات والسياحة |
| EDUCATION | 98.9 | 98.9 | 0.0 | 120.3 | 120.3 | 0.0 | التعليم |
| PRE-PRIMARY & PRIMARY EDUCATION | 101.9 | 101.9 | 0.0 | 120.8 | 120.8 | 0.0 | التعليم ما قبل الابتدائي والابتدائي |
| SECONDARY&INTERMEDIATE EDUCATION | 99.3 | 99.3 | 0.0 | 128.8 | 128.8 | 0.0 | التعليم الثانوي والمتوسط |
| POST-SECONDARY EDUCATION | 79.0 | 79.0 | 0.0 | 100.9 | 100.9 | 0.0 | التعليم ما بعد الثانوي غير الجامعي |
| TERTIARY EDUCATION | 110.0 | 110.0 | 0.0 | 101.4 | 101.4 | 0.0 | التعليم العالي |
| RESTAURANTS AND HOTELS | 119.0 | 118.6 | 0.3 | 114.5 | 114.5 | 0.0 | المطاعم والفنادق |
| CATERING SERVICE | 117.4 | 116.9 | 0.4 | 114.3 | 114.3 | 0.0 | خدمات تقديم الوجبات |
| ACCOMMODATION SERVICES | 135.5 | 135.5 | 0.0 | 117.1 | 117.1 | 0.0 | خدمات الفنادق والشقق المفروشة |
| MISCELLANEOUS GOODS AND SERVICES | 135.7 | 134.7 | 0.7 | 148.2 | 148.8 | -0.4 | السلع والخدمات المتنوعة |
| PERSONAL CARE | 116.0 | 116.0 | 0.0 | 116.9 | 117.0 | -0.1 | العناية الشخصية |
| PERSONAL EFFECTS N.E.C. | 219.4 | 215.6 | 1.8 | 177.4 | 180.3 | -1.6 | الأمثلة الشخصية الأخرى |
| SOCIAL PROTECTION | 114.3 | 114.3 | 0.0 | 114.3 | 114.3 | 0.0 | الخدمات الاجتماعية |
| INSURANCE | 177.7 | 169.3 | 5.0 | 177.7 | 169.3 | 5.0 | التأمين |
| FINANCIAL SERVICES N.E.C. | 82.4 | 82.4 | 0.0 | 144.5 | 144.5 | 0.0 | الخدمات المالية الأخرى |
| OTHER SERVICES N.E.C. | 105.5 | 105.5 | 0.0 | 157.5 | 157.5 | 0.0 | خدمات أخرى |

Table 4 (8)

جدول ٤ (٨)

Cost Of Living Indices And Percent Changes
For Divisions And Group By Cities

الأرقام القياسية لتكلفة المعيشة ونسب التغير
للأقسام والمجموعات حسب المدن

2007=100

| Groups and Classes | سكاكا Skaka | | | عرعر Arar | | | الأقسام والمجموعات |
|---|-----------------------------------|---------------|------------------------|-----------------------------------|---------------|------------------------|--|
| | الأرقام القياسية Index Numbers | | نسبة التغير %Change | الأرقام القياسية Index Numbers | | نسبة التغير %Change | |
| | نوفمبر NOV | أكتوبر OCT | نوفمبر NOV | أكتوبر OCT | نوفمبر NOV | أكتوبر OCT | |
| | 2016 | 2016 | 2016 | 2016 | 2016 | 2016 | |
| General Index | 135.3 | 136.2 | -0.7 | 131.6 | 131.5 | 0.1 | الرقم القياسي العام |
| FOOD AND BEVERAGES | 131.5 | 134.0 | -1.9 | 138.2 | 137.9 | 0.2 | الأغذية والمشروبات |
| FOOD | 132.4 | 135.1 | -2.0 | 140.2 | 139.8 | 0.3 | الأغذية |
| BEVERAGES | 120.5 | 120.9 | -0.3 | 115.2 | 115.5 | -0.3 | المشروبات |
| TOBACCO | 196.8 | 196.8 | 0.0 | 194.1 | 194.1 | 0.0 | التبغ |
| TOBACCO | 196.8 | 196.8 | 0.0 | 194.1 | 194.1 | 0.0 | التبغ |
| CLOTHING AND FOOTWEAR | 125.5 | 125.8 | -0.2 | 97.4 | 97.1 | 0.3 | الملابس والأحذية |
| CLOTHING | 128.3 | 128.6 | -0.2 | 98.4 | 98.0 | 0.4 | الملابس |
| FOOTWEAR | 107.6 | 108.2 | -0.6 | 90.6 | 91.6 | -1.1 | الأحذية |
| HOUSING, WATER, ELECTRICITY, GAS AND OTHER FUELS | 155.2 | 155.2 | 0.0 | 162.9 | 163.0 | -0.1 | السكن والمياه والكهرباء والغاز وأنواع الوقود الأخرى |
| RENTALS FOR HOUSING | 160.8 | 160.9 | -0.1 | 174.4 | 174.5 | -0.1 | الإيجار للسكن |
| MAINTENANCE OF THE DWELLING | 122.2 | 122.5 | -0.2 | 83.7 | 83.7 | 0.0 | صيانة وإصلاح المسكن |
| WATER SUPPLY & OTHER SERVICES | 224.0 | 224.0 | 0.0 | 216.6 | 216.6 | 0.0 | المياه والخدمات المتصلة بالمسكن |
| ELECTRICITY, GAS AND OTHER FUELS | 114.5 | 114.1 | 0.4 | 112.7 | 112.7 | 0.0 | الكهرباء والغاز وأنواع الوقود الأخرى |
| FURNISHINGS, HOUSEHOLD EQUIPMENT AND MAINTENANCE | 137.4 | 137.7 | -0.2 | 145.9 | 146.1 | -0.1 | تأثيث وتجهيزات المنزل وصيانتها |
| FURNITURE & CARPETS | 109.2 | 109.2 | 0.0 | 125.0 | 125.5 | -0.4 | الأثاث والسجاد |
| HOUSEHOLD TEXTILES | 125.5 | 126.0 | -0.4 | 123.8 | 120.1 | 3.1 | المنسوجات المنزلية |
| HOUSEHOLD APPLIANCES | 113.8 | 114.6 | -0.7 | 103.6 | 105.1 | -1.4 | الأجهزة المنزلية |
| HOUSEHOLD UTENSILS | 120.0 | 120.7 | -0.6 | 132.4 | 133.7 | -1.0 | أدوات منزلية |
| TOOLS FOR HOUSE & GARDEN | 131.9 | 133.9 | -1.5 | 146.8 | 146.8 | 0.0 | أدوات وأجهزة للمنزل والحديقة |
| GOODS FOR HOUSEHOLD MAINTENANCE | 198.0 | 198.1 | -0.1 | 209.9 | 209.9 | 0.0 | سلع وخدمات لصيانة المنزل |
| HEALTH | 128.0 | 128.1 | -0.1 | 112.5 | 112.5 | 0.0 | الصحة |
| MEDICAL PRODUCTS & EQUIPMENT | 117.7 | 117.8 | -0.1 | 108.7 | 108.7 | 0.0 | المنتجات والأجهزة والمعدات الطبية |
| OUTPATIENT SERVICES | 128.6 | 128.6 | 0.0 | 101.2 | 101.2 | 0.0 | خدمات المرضى |
| HOSPITAL SERVICES | 145.4 | 145.4 | 0.0 | 141.4 | 141.4 | 0.0 | خدمات المستشفيات |
| TRANSPORT | 112.6 | 112.9 | -0.3 | 100.7 | 100.4 | 0.3 | النقل |
| PURCHASE OF VEHICLES | 84.5 | 84.9 | -0.5 | 99.3 | 98.3 | 1.0 | مشتريات المركبات |
| OPERATION OF TRANSPORT EQUIPMENT | 135.1 | 135.1 | 0.0 | 99.2 | 99.7 | -0.5 | تشغيل معدات النقل الشخصية |
| TRANSPORT SERVICES | 146.1 | 147.6 | -1.0 | 114.3 | 114.3 | 0.0 | خدمات النقل |
| COMMUNICATION | 96.5 | 96.9 | -0.4 | 104.3 | 104.3 | 0.0 | الاتصالات |
| POSTAL SERVICES | 99.2 | 99.2 | 0.0 | 99.2 | 99.2 | 0.0 | خدمات بريدية |
| TELEPHONE AND TELEFAX EQUIPMENT | 81.4 | 83.7 | -2.7 | 125.9 | 125.6 | 0.2 | أجهزة هاتف وفاكس |
| TELEPHONE AND TELEFAX SERVICES | 99.7 | 99.7 | 0.0 | 99.7 | 99.7 | 0.0 | خدمات الهاتف والفاكس |
| RECREATION AND CULTURE | 139.0 | 140.2 | -0.9 | 136.2 | 136.1 | 0.1 | الترفيه والثقافة |
| AUDIO, PHOTO & INFO. EQUIPMENT | 82.9 | 87.7 | -5.5 | 64.2 | 63.6 | 0.9 | المعدات السمعية والبصرية والتصوير |
| OTHER RECREATION & CULTURE GOODS | 67.8 | 67.8 | 0.0 | 120.4 | 120.4 | 0.0 | السلع الأخرى المعدة للترفيه والثقافة |
| OTHER RECREATIONAL GOODS | 102.3 | 103.7 | -1.4 | 86.7 | 87.0 | -0.3 | المعدات الترفيهية الأخرى |
| RECREATIONAL & CULTURAL SERVICES | 180.5 | 180.5 | 0.0 | 110.5 | 110.5 | 0.0 | خدمات ترفيهية وثقافية |
| NEWSPAPERS, BOOKS & STATIONERY | 106.5 | 106.0 | 0.5 | 111.0 | 110.4 | 0.5 | الكتب والصحف والقرطاسية |
| PACKAGE HOLIDAYS | 210.8 | 210.8 | 0.0 | 283.3 | 283.3 | 0.0 | عروض العطلات والسياحة |
| EDUCATION | 121.0 | 121.0 | 0.0 | 130.4 | 130.4 | 0.0 | التعليم |
| PRE-PRIMARY & PRIMARY EDUCATION | 126.4 | 126.4 | 0.0 | 152.6 | 152.6 | 0.0 | التعليم ما قبل الابتدائي والابتدائي |
| SECONDARY&INTERMEDIATE EDUCATION | 125.1 | 125.1 | 0.0 | 140.1 | 140.1 | 0.0 | التعليم الثانوي والمتوسط |
| POST-SECONDARY EDUCATION | 101.9 | 101.9 | 0.0 | 64.8 | 64.8 | 0.0 | التعليم ما بعد الثانوي غير الجامعي |
| TERTIARY EDUCATION | 106.4 | 106.4 | 0.0 | 90.0 | 90.0 | 0.0 | التعليم العالي |
| RESTAURANTS AND HOTELS | 162.3 | 163.9 | -1.0 | 120.9 | 120.9 | 0.0 | المطاعم والفنادق |
| CATERING SERVICE | 167.2 | 168.3 | -0.7 | 121.5 | 121.5 | 0.0 | خدمات تقديم الوجبات |
| ACCOMMODATION SERVICES | 112.8 | 119.6 | -5.7 | 115.0 | 115.0 | 0.0 | خدمات الفنادق والشقق المفروشة |
| MISCELLANEOUS GOODS AND SERVICES | 157.7 | 159.1 | -0.9 | 128.9 | 128.9 | 0.0 | السلع والخدمات المتنوعة |
| PERSONAL CARE | 149.3 | 150.2 | -0.6 | 113.5 | 113.0 | 0.4 | العناية الشخصية |
| PERSONAL EFFECTS N.E.C. | 188.0 | 191.2 | -1.7 | 138.6 | 140.0 | -1.0 | الأمتعة الشخصية الأخرى |
| SOCIAL PROTECTION | 114.3 | 114.3 | 0.0 | 114.3 | 114.3 | 0.0 | الخدمات الاجتماعية |
| INSURANCE | 177.7 | 169.3 | 5.0 | 177.7 | 169.3 | 5.0 | التأمين |
| FINANCIAL SERVICES N.E.C. | 172.1 | 173.3 | -0.7 | 135.1 | 135.1 | 0.0 | الخدمات المالية الأخرى |
| OTHER SERVICES N.E.C. | 143.7 | 144.8 | -0.8 | 133.3 | 133.3 | 0.0 | خدمات أخرى |



Table 5 - (1)

جدول 5 - (1)

Average Of Quarterly Indices And Percent Changes
Divisions And Groups

متوسط الأرقام القياسية الربعية لتكلفة المعيشة ونسب التغير
للأقسام والمجموعات

100 = 2007

| Divisions And Groups | الأرقام القياسية Index Numbers | | نسبة التغير من الربع الثالث ٢٠١٦ إلى Percent Change to Qtr.3 2016 | | | الأقسام والمجموعات |
|---|-----------------------------------|---------------|---|---------------|---------------|--|
| | الربع الثالث | الربع الثاني | الربع الثالث | الربع الثاني | الربع الثالث | |
| | Qtr.3 2016 | Qtr.2 2016 | Qtr.3 2015 | Qtr.2 2016 | Qtr.3 2015 | |
| General Index | 138.0 | 137.7 | 133.5 | 0.2 | 3.4 | الرقم القياسي العام |
| FOOD AND BEVERAGES | 146.9 | 146.7 | 148.1 | 0.1 | -0.8 | الأغذية والمشروبات |
| FOOD | 148.7 | 148.6 | 150.0 | 0.1 | -0.9 | الأغذية |
| BEVERAGES | 125.2 | 124.7 | 126.2 | 0.4 | -0.8 | المشروبات |
| TOBACCO | 199.8 | 199.8 | 165.8 | 0.0 | 20.5 | التبغ |
| TOBACCO | 199.8 | 199.8 | 165.8 | 0.0 | 20.5 | التبغ |
| CLOTHING AND FOOTWEAR | 114.1 | 114.4 | 110.1 | -0.3 | 3.6 | الملابس والأحذية |
| CLOTHING | 115.1 | 115.4 | 110.9 | -0.3 | 3.8 | الملابس |
| FOOTWEAR | 107.5 | 107.8 | 104.6 | -0.3 | 2.8 | الأحذية |
| HOUSING, WATER, ELECTRI-CITY , GAS AND OTHER FUELS | 177.4 | 176.6 | 165.8 | 0.5 | 7.0 | السكن والمياه والكهرباء والغاز وأنواع الوقود الأخرى |
| RENTALS FOR HOUSING | 189.0 | 187.9 | 183.5 | 0.6 | 3.0 | الإيجار للسكن |
| MAINTENANCE OF THE DEWELLING | 138.6 | 137.9 | 138.2 | 0.5 | 0.3 | صيانة وإصلاح المسكن |
| WATER SUPPLY & OTHER SERVICES | 222.8 | 222.7 | 93.6 | 0.0 | 138.0 | المياه والخدمات المتصلة بالمسكن |
| ELECTRICITY, GAS AND OTHER FUELS | 113.5 | 113.5 | 101.3 | 0.0 | 12.0 | الكهرباء والغاز وأنواع الوقود الأخرى |
| FURNISHINGS, HOUSEHOLD EQUIPMENT AND MAINTENANCE | 135.0 | 134.7 | 132.2 | 0.2 | 2.1 | تأثيث وتجهيزات المنزل وصيانتها |
| FURNITURE & CARPETS | 114.2 | 114.4 | 113.3 | -0.2 | 0.8 | الأثاث والسجاد |
| HOUSEHOLD TEXTILES | 137.0 | 135.2 | 133.5 | 1.3 | 2.6 | المنسوجات المنزلية |
| HOUSEHOLD APPLIANCES | 124.2 | 124.8 | 122.5 | -0.5 | 1.4 | الأجهزة المنزلية |
| HOUSEHOLD UTENSILS | 127.7 | 128.0 | 126.1 | -0.2 | 1.3 | أدوات منزلية |
| TOOLS FOR HOUSE & GARDEN | 132.5 | 130.6 | 127.7 | 1.5 | 3.8 | أدوات وأجهزة للمنزل والحديقة |
| GOODS FOR HOUSEHOLD MAINTENANCE | 171.0 | 169.9 | 164.9 | 0.6 | 3.7 | سلع وخدمات لصيانة المنزل |
| HEALTH | 123.7 | 123.5 | 116.0 | 0.2 | 6.6 | الصحة |
| MEDICAL PRODUCTS & EQUIPMENT | 114.6 | 114.8 | 109.7 | -0.2 | 4.5 | المنتجات والأجهزة والمعدات الطبية |
| OUTPATIENT SERVICES | 122.8 | 122.7 | 117.3 | 0.1 | 4.7 | خدمات المرضى |
| HOSPITAL SERVICES | 141.7 | 140.5 | 124.7 | 0.9 | 13.6 | خدمات المستشفيات |
| TRANSPORT | 122.4 | 123.5 | 112.8 | -0.9 | 8.5 | النقل |
| PURCHASE OF VEHICLES | 92.3 | 96.0 | 99.6 | -3.9 | -7.3 | مشتريات المركبات |
| OPERATION OF TRANSPORT EQUIPMENT | 145.4 | 144.8 | 118.9 | 0.4 | 22.3 | تشغيل معدات النقل الشخصية |
| TRANSPORT SERVICES | 163.9 | 160.1 | 148.8 | 2.4 | 10.1 | خدمات النقل |
| COMMUNICATION | 95.8 | 95.5 | 94.7 | 0.3 | 1.2 | الاتصالات |
| POSTAL SERVICES | 99.2 | 99.2 | 99.2 | 0.0 | 0.0 | خدمات بريدية |
| TELEPHONE AND TELEFAX EQUIPMENT | 77.9 | 76.2 | 71.6 | 2.2 | 8.8 | أجهزة هاتف وفاكس |
| TELEPHONE AND TELEFAX SERVICES | 99.7 | 99.7 | 99.7 | 0.0 | 0.0 | خدمات الهاتف والفاكس |
| RECREATION AND CULTURE | 119.5 | 119.0 | 119.4 | 0.4 | 0.1 | الترويح والثقافة |
| AUDIO, PHOTO & INFO. EQUIPMENT | 75.1 | 75.3 | 78.1 | -0.3 | -3.8 | المعدات السمعية والبصرية والتصوير |
| OTHER RECREATION & CULTURE GOODS | 147.8 | 150.4 | 147.8 | -1.7 | 0.0 | السلع الأخرى المعدة للترفيه والثقافة |
| OTHER RECREATIONAL GOODS | 122.1 | 119.8 | 122.2 | 1.9 | -0.1 | المعدات الترفيهية الأخرى |
| RECREATIONAL & CULTURAL SERVICES | 121.1 | 119.2 | 119.1 | 1.6 | 1.7 | خدمات ترفيهية وثقافية |
| NEWSPAPERS, BOOKS & STATIONERY | 102.7 | 103.3 | 103.4 | -0.6 | -0.7 | الكتب والصحف والقرطاسية |
| PACKAGE HOLIDAYS | 153.3 | 154.5 | 152.0 | -0.8 | 0.9 | عروض العطلات والسياحة |
| EDUCATION | 122.6 | 122.6 | 116.3 | 0.0 | 5.4 | التعليم |
| PRE-PRIMARY & PRIMARY EDUCATION | 132.2 | 132.2 | 121.7 | 0.0 | 8.6 | التعليم ما قبل الابتدائي والابتدائي |
| SECONDARY&INTERMEDIATE EDUCATION | 129.9 | 129.9 | 120.5 | 0.0 | 7.8 | التعليم الثانوي والمتوسط |
| POST-SECONDARY EDUCATION | 90.7 | 90.7 | 97.7 | 0.0 | -7.2 | التعليم ما بعد الثانوي غير الجامعي |
| TERTIARY EDUCATION | 93.9 | 93.9 | 100.7 | 0.0 | -6.8 | التعليم العالي |
| RESTAURANTS AND HOTELS | 125.5 | 126.1 | 127.3 | -0.5 | -1.4 | المطاعم والفنادق |
| CATERING SERVICE | 124.3 | 125.4 | 125.4 | -0.9 | -0.9 | خدمات تقديم الوجبات |
| ACCOMMODATION SERVICES | 137.9 | 132.7 | 146.2 | 3.9 | -5.7 | خدمات الفنادق والشقق المفروشة |
| MISCELLANEOUS GOODS AND SERVICES | 125.8 | 124.2 | 121.4 | 1.3 | 3.6 | السلع والخدمات المتنوعة |
| PERSONAL CARE | 119.3 | 119.5 | 117.3 | -0.2 | 1.7 | العناية الشخصية |
| PERSONAL EFFECTS N.E.C. | 144.0 | 139.7 | 135.3 | 3.1 | 6.4 | الأمتعة الشخصية الأخرى |
| SOCIAL PROTECTION | 134.0 | 133.0 | 126.8 | 0.8 | 5.7 | الخدمات الإجتماعية |
| INSURANCE | 169.3 | 168.1 | 152.0 | 0.7 | 11.4 | التأمين |
| FINANCIAL SERVICES N.E C. | 102.0 | 102.2 | 104.0 | -0.2 | -1.9 | الخدمات المالية الأخرى |
| OTHER SERVICES N.E.C. | 120.8 | 119.1 | 116.9 | 1.4 | 3.3 | خدمات أخرى |

Table : 6 - (1)

جدول : ٦ - (١)

Series Of Cost Of Living Indices Yearly And Quaerterly

سلسلة الأرقام القياسية لتكلفة المعيشة الربعية والسنوية

For Divisions

2007=100

| السلع والخدمات | المطاعم والفنادق | التعليم | الترفيه والثقافة | الاتصالات | النقل | الصحة | الأثاث المنزلي | السكن وتوابعه | الملابس والأحذية | التبغ | الأغذية والمشروبات | الرقم القياسي العام | السنوات |
|-------------------|---------------------|------------|------------------|----------------|-------------|--------|--------------------|---------------|-----------------------|---------|-----------------------|---------------------|----------------------|
| Goods And Service | Resturant And Hotel | Educa-tion | Culture | Commu-nication | Trans- port | Health | House Furnish- ing | Housing | Clothing And Footwear | Tobacco | FOOD' AND -BEVER AGES | General Index | Years |
| 80.2 | 92.8 | 98.6 | 106.1 | 132.7 | 98.4 | 98.4 | 102.2 | 89.8 | 109.0 | 90.9 | 80.5 | 92.0 | 2001 |
| 81.3 | 93.8 | 99.2 | 105.3 | 128.3 | 99.6 | 98.5 | 101.0 | 89.8 | 108.2 | 97.0 | 80.6 | 92.1 | 2002 |
| 83.1 | 94.3 | 99.5 | 103.2 | 122.9 | 99.4 | 98.7 | 100.0 | 89.8 | 107.7 | 98.0 | 82.9 | 92.6 | 2003 |
| 84.1 | 93.9 | 100.8 | 99.8 | 120.2 | 99.2 | 98.9 | 97.6 | 90.0 | 105.6 | 98.4 | 85.4 | 92.9 | 2004 |
| 85.8 | 94.2 | 102.1 | 98.8 | 104.2 | 100.1 | 98.7 | 98.7 | 89.7 | 103.8 | 97.5 | 88.2 | 93.4 | 2005 |
| 91.9 | 96.5 | 103.1 | 97.9 | 100.6 | 97.0 | 100.0 | 98.4 | 90.7 | 103.6 | 97.7 | 93.8 | 95.2 | 2006 |
| 100.0 | 100.0 | 100.0 | 100.0 | 100.0 | 100.0 | 100.0 | 100.0 | 100.0 | 100.0 | 100.0 | 100.0 | 100.0 | 2007 |
| 101.6 | 103.2 | 110.3 | 97.7 | 98.1 | 97.0 | 103.2 | 103.2 | 108.5 | 101.0 | 105.1 | 113.7 | 106.1 | 2008 |
| 104.9 | 110.0 | 111.8 | 99.2 | 98.2 | 98.2 | 103.2 | 105.6 | 120.1 | 101.6 | 107.3 | 116.4 | 110.5 | 2009 |
| 110.1 | 113.8 | 113.2 | 97.2 | 97.7 | 99.7 | 103.3 | 107.0 | 129.2 | 101.1 | 119.2 | 120.8 | 114.7 | 2010 |
| 113.9 | 117.0 | 108.7 | 104.7 | 92.0 | 103.2 | 103.4 | 115.5 | 143.9 | 99.7 | 126.7 | 127.1 | 119.0 | 2011 |
| 117.8 | 121.5 | 110.2 | 104.4 | 92.2 | 108.3 | 105.6 | 117.5 | 148.7 | 103.3 | 141.3 | 132.7 | 122.4 | 2012 |
| 117.6 | 126.8 | 112.6 | 106.3 | 93.8 | 111.0 | 109.0 | 122.6 | 153.8 | 104.8 | 153.1 | 140.5 | 126.7 | 2013 |
| 120.1 | 129.6 | 115.9 | 114.0 | 93.7 | 110.4 | 112.6 | 128.2 | 159.1 | 105.5 | 162.3 | 145.1 | 130.1 | 2014 |
| 121.3 | 128.1 | 117.9 | 119.5 | 94.5 | 111.8 | 115.6 | 131.7 | 164.6 | 109.5 | 165.5 | 147.5 | 132.9 | 2015 |
| 120.7 | 128.5 | 116.3 | 118.8 | 94.4 | 110.9 | 115.3 | 131.2 | 164.3 | 108.6 | 165.8 | 146.1 | 132.3 | الربع الثاني ٢٠١٥ |
| 121.4 | 127.3 | 116.3 | 119.4 | 94.7 | 112.8 | 116.0 | 132.2 | 165.8 | 110.1 | 165.8 | 148.1 | 133.5 | الربع الثالث ٢٠١٥ |
| 122.4 | 126.9 | 122.6 | 120.5 | 94.8 | 113.1 | 116.8 | 132.7 | 166.5 | 111.9 | 165.8 | 149.5 | 134.4 | الربع الرابع ٢٠١٥ |
| 122.4 | 125.9 | 122.6 | 119.6 | 95.0 | 124.2 | 120.9 | 133.3 | 175.2 | 112.4 | 177.4 | 147.8 | 137.1 | الربع الأول ٢٠١٦ |
| 124.2 | 126.1 | 122.6 | 119.0 | 95.5 | 123.5 | 123.5 | 134.7 | 176.6 | 114.4 | 199.8 | 146.7 | 137.7 | الربع الثاني ٢٠١٦ |
| 125.8 | 125.5 | 122.6 | 119.5 | 95.8 | 122.4 | 123.7 | 135.0 | 177.4 | 114.1 | 199.8 | 146.9 | 138.0 | الربع الثالث ٢٠١٦ |

Table : 7 - (1)

جدول : V - (1)

Series Of Monthly And Yearly Cost Of Living Indices

سلسلة الأرقام القياسية لتكلفة المعيشة الشهرية والسنوية

2007=100

| السنة | يناير | فبراير | مارس | إبريل | مايو | يونيه | يوليو | أغسطس | سبتمبر | أكتوبر | نوفمبر | ديسمبر | المتوسط السنوي |
|-------|-------|--------|------|-------|------|-------|-------|-------|--------|--------|--------|--------|----------------|
| Year | Jan | Feb | Mar | Apr | May | Jun | Jul | Aug | Sep | Oct | Nov | Dec | Ann Ave |

General Index

الرقم القياسي العام

| | | | | | | | | | | | | | |
|------|-------|-------|-------|-------|-------|-------|-------|-------|-------|-------|-------|-------|-------|
| 2011 | 117.3 | 117.7 | 118.0 | 118.3 | 118.5 | 118.8 | 119.1 | 119.3 | 119.8 | 120.1 | 120.3 | 120.4 | 119.0 |
| 2012 | 120.4 | 120.6 | 121.0 | 121.2 | 121.5 | 122.1 | 122.4 | 122.8 | 123.4 | 124.1 | 124.4 | 124.7 | 122.4 |
| 2013 | 125.1 | 125.3 | 125.7 | 126.0 | 126.1 | 126.4 | 126.9 | 127.1 | 127.3 | 127.8 | 128.2 | 128.4 | 126.7 |
| 2014 | 128.7 | 128.8 | 129.0 | 129.4 | 129.5 | 129.8 | 130.2 | 130.7 | 130.9 | 131.1 | 131.4 | 131.5 | 130.1 |
| 2015 | 131.5 | 131.5 | 131.6 | 132.0 | 132.2 | 132.6 | 133.0 | 133.5 | 133.9 | 134.3 | 134.4 | 134.5 | 132.9 |
| 2016 | 137.1 | 137.0 | 137.3 | 137.6 | 137.6 | 138.0 | 138.1 | 137.9 | 137.9 | 137.8 | 137.5 | | 137.6 |

FOOD AND BEVERAGES

الأغذية والمشروبات

| | | | | | | | | | | | | | |
|------|-------|-------|-------|-------|-------|-------|-------|-------|-------|-------|-------|-------|-------|
| 2011 | 124.5 | 124.6 | 124.5 | 125.6 | 125.2 | 125.8 | 127.1 | 128.4 | 129.2 | 129.5 | 130.3 | 130.3 | 127.1 |
| 2012 | 129.7 | 130.4 | 131.1 | 131.1 | 131.1 | 131.7 | 132.0 | 133.0 | 134.3 | 135.7 | 136.2 | 136.6 | 132.7 |
| 2013 | 136.9 | 137.4 | 138.0 | 139.2 | 139.5 | 139.7 | 141.1 | 141.5 | 142.2 | 142.8 | 143.6 | 143.8 | 140.5 |
| 2014 | 143.7 | 143.7 | 143.3 | 143.9 | 143.9 | 143.6 | 143.9 | 145.0 | 146.3 | 147.8 | 148.1 | 147.5 | 145.1 |
| 2015 | 146.7 | 146.2 | 145.7 | 145.7 | 145.9 | 146.7 | 147.1 | 148.1 | 149.1 | 149.5 | 149.3 | 149.6 | 147.5 |
| 2016 | 148.6 | 148.1 | 146.6 | 146.9 | 146.4 | 146.9 | 146.9 | 146.6 | 147.1 | 146.3 | 145.4 | | 146.9 |

TOBACCO

التبغ

| | | | | | | | | | | | | | |
|------|-------|-------|-------|-------|-------|-------|-------|-------|-------|-------|-------|-------|-------|
| 2011 | 119.0 | 119.0 | 119.0 | 119.0 | 119.0 | 119.0 | 134.1 | 134.1 | 134.5 | 134.5 | 134.5 | 134.5 | 126.7 |
| 2012 | 134.5 | 134.5 | 134.5 | 134.5 | 134.5 | 134.7 | 144.3 | 145.6 | 145.6 | 150.3 | 150.3 | 151.7 | 141.3 |
| 2013 | 151.7 | 151.7 | 151.7 | 151.7 | 151.7 | 151.7 | 151.7 | 151.7 | 151.7 | 151.7 | 159.3 | 160.5 | 153.1 |
| 2014 | 160.8 | 161.4 | 161.4 | 161.4 | 161.4 | 161.9 | 162.8 | 162.8 | 162.8 | 163.4 | 163.4 | 163.6 | 162.3 |
| 2015 | 164.3 | 164.4 | 165.6 | 165.7 | 165.8 | 165.8 | 165.8 | 165.8 | 165.8 | 165.8 | 165.8 | 165.8 | 165.5 |
| 2016 | 166.6 | 167.1 | 198.4 | 199.8 | 199.8 | 199.8 | 199.8 | 199.8 | 199.8 | 199.8 | 199.8 | | 193.7 |

CLOTHING AND FOOTWEAR

الملابس والأحذية

| | | | | | | | | | | | | | |
|------|-------|-------|-------|-------|-------|-------|-------|-------|-------|-------|-------|-------|-------|
| 2011 | 99.5 | 99.5 | 99.5 | 99.6 | 99.8 | 99.8 | 99.9 | 99.6 | 99.6 | 99.8 | 99.9 | 100.2 | 99.7 |
| 2012 | 100.8 | 100.9 | 101.0 | 101.3 | 102.4 | 103.1 | 104.0 | 104.6 | 104.5 | 105.5 | 105.7 | 105.4 | 103.3 |
| 2013 | 105.6 | 105.1 | 104.7 | 104.6 | 104.4 | 104.4 | 104.9 | 105.0 | 103.8 | 104.4 | 104.9 | 105.2 | 104.8 |
| 2014 | 105.1 | 104.7 | 105.3 | 105.1 | 105.0 | 104.6 | 106.2 | 105.8 | 105.0 | 105.4 | 106.7 | 107.2 | 105.5 |
| 2015 | 107.0 | 107.0 | 107.8 | 108.7 | 108.4 | 108.7 | 109.8 | 110.1 | 110.4 | 110.9 | 112.1 | 112.6 | 109.5 |
| 2016 | 112.0 | 112.1 | 113.2 | 114.0 | 113.8 | 115.5 | 114.4 | 113.5 | 114.3 | 114.2 | 113.5 | | 113.7 |

HOUSING, WATER, ELECTRICITY, GAS AND OTHER FUELS

السكن والمياه والكهرباء والغاز وأنواع الوقود الأخرى

| | | | | | | | | | | | | | |
|------|-------|-------|-------|-------|-------|-------|-------|-------|-------|-------|-------|-------|-------|
| 2011 | 139.5 | 140.3 | 141.4 | 142.2 | 143.0 | 144.4 | 145.3 | 145.5 | 145.8 | 146.1 | 146.6 | 146.8 | 143.9 |
| 2012 | 147.3 | 147.6 | 147.7 | 147.9 | 148.0 | 148.4 | 148.6 | 148.8 | 149.5 | 149.7 | 150.0 | 150.5 | 148.7 |
| 2013 | 151.4 | 151.4 | 152.3 | 152.3 | 153.4 | 153.8 | 154.9 | 154.9 | 155.0 | 155.0 | 155.3 | 156.3 | 153.8 |
| 2014 | 157.0 | 157.4 | 158.6 | 159.0 | 159.1 | 160.1 | 159.3 | 159.7 | 160.2 | 159.4 | 159.5 | 160.2 | 159.1 |
| 2015 | 161.3 | 161.8 | 162.1 | 164.0 | 164.1 | 164.9 | 165.1 | 165.9 | 166.3 | 166.4 | 166.5 | 166.6 | 164.6 |
| 2016 | 174.7 | 175.0 | 175.8 | 176.3 | 176.7 | 176.8 | 177.4 | 177.5 | 177.4 | 177.2 | 177.2 | | 176.5 |

Table : 7 - (2)

جدول : V - (٢)

Series Of Monthly And Yearly Cost Of Living Indices

سلسلة الأرقام القياسية لتكلفة المعيشة الشهرية والسوية

2007=100

| السنة | يناير | فبراير | مارس | إبريل | مايو | يونيه | يوليو | أغسطس | سبتمبر | أكتوبر | نوفمبر | ديسمبر | المتوسط السنوي |
|-------|-------|--------|------|-------|------|-------|-------|-------|--------|--------|--------|--------|----------------|
| Year | Jan | Feb | Mar | Apr | May | Jun | Jul | Aug | Sep | Oct | Nov | Dec | Ann Ave |

FURNISHINGS, HOUSEHOLD EQUIPMENT AND MAINTENANCE

تأثيث وتجهيزات المنزل وصيانتها

| | | | | | | | | | | | | | |
|------|-------|-------|-------|-------|-------|-------|-------|-------|-------|-------|-------|-------|-------|
| 2011 | 114.4 | 114.4 | 114.6 | 114.6 | 114.8 | 115.2 | 115.5 | 115.7 | 116.3 | 116.6 | 116.8 | 117.0 | 115.5 |
| 2012 | 118.1 | 118.1 | 118.0 | 117.3 | 117.6 | 118.2 | 116.1 | 116.2 | 116.6 | 117.6 | 117.7 | 118.8 | 117.5 |
| 2013 | 118.9 | 119.8 | 120.5 | 121.5 | 121.5 | 121.5 | 122.5 | 123.0 | 124.4 | 125.5 | 126.0 | 126.4 | 122.6 |
| 2014 | 126.9 | 127.2 | 126.8 | 126.9 | 127.2 | 127.5 | 127.7 | 128.4 | 129.1 | 129.6 | 130.4 | 130.5 | 128.2 |
| 2015 | 130.7 | 130.8 | 130.6 | 130.9 | 131.0 | 131.6 | 132.4 | 132.1 | 132.0 | 132.4 | 133.0 | 132.8 | 131.7 |
| 2016 | 133.0 | 132.7 | 134.2 | 134.4 | 134.5 | 135.1 | 135.1 | 134.8 | 135.0 | 135.0 | 134.3 | | 134.4 |

HEALTH

الصحة

| | | | | | | | | | | | | | |
|------|-------|-------|-------|-------|-------|-------|-------|-------|-------|-------|-------|-------|-------|
| 2011 | 101.1 | 101.1 | 101.1 | 104.1 | 104.1 | 104.1 | 104.1 | 104.1 | 104.1 | 104.0 | 104.0 | 104.4 | 103.4 |
| 2012 | 106.6 | 106.3 | 106.3 | 104.4 | 104.3 | 104.5 | 105.4 | 105.4 | 105.4 | 106.1 | 106.0 | 106.9 | 105.6 |
| 2013 | 107.3 | 107.9 | 108.0 | 108.7 | 109.2 | 109.1 | 109.3 | 109.5 | 109.6 | 109.9 | 110.0 | 110.0 | 109.0 |
| 2014 | 111.1 | 111.2 | 111.2 | 112.0 | 112.1 | 112.0 | 113.1 | 113.1 | 113.2 | 113.8 | 113.9 | 114.0 | 112.6 |
| 2015 | 114.5 | 114.5 | 114.6 | 115.5 | 115.3 | 115.1 | 115.8 | 116.0 | 116.1 | 116.4 | 116.8 | 117.1 | 115.6 |
| 2016 | 120.8 | 120.8 | 121.0 | 123.4 | 123.6 | 123.6 | 123.8 | 123.7 | 123.6 | 123.4 | 123.2 | | 122.8 |

TRANSPORT

النقل

| | | | | | | | | | | | | | |
|------|-------|-------|-------|-------|-------|-------|-------|-------|-------|-------|-------|-------|-------|
| 2011 | 101.5 | 102.8 | 102.8 | 103.2 | 103.2 | 103.5 | 103.5 | 103.6 | 103.5 | 103.3 | 103.4 | 103.5 | 103.2 |
| 2012 | 103.4 | 103.4 | 104.9 | 106.3 | 108.8 | 109.3 | 109.5 | 110.1 | 110.8 | 110.9 | 111.0 | 111.3 | 108.3 |
| 2013 | 111.9 | 112.4 | 112.8 | 112.2 | 111.5 | 111.2 | 110.3 | 110.6 | 110.3 | 109.5 | 109.5 | 109.6 | 111.0 |
| 2014 | 109.8 | 109.4 | 109.4 | 109.7 | 110.5 | 111.0 | 111.0 | 110.9 | 110.5 | 110.9 | 110.7 | 111.2 | 110.4 |
| 2015 | 110.4 | 110.2 | 110.4 | 110.1 | 111.1 | 111.6 | 112.2 | 112.8 | 113.3 | 113.4 | 113.2 | 112.7 | 111.8 |
| 2016 | 124.3 | 124.2 | 124.1 | 123.9 | 123.7 | 123.0 | 122.8 | 122.4 | 122.1 | 121.7 | 121.9 | | 123.1 |

COMMUNICATION

الإنصالات

| | | | | | | | | | | | | | |
|------|------|------|------|------|------|------|------|------|------|------|------|------|------|
| 2011 | 92.0 | 92.0 | 91.9 | 91.9 | 91.9 | 91.9 | 91.9 | 91.9 | 92.2 | 92.4 | 92.4 | 92.1 | 92.0 |
| 2012 | 92.1 | 92.3 | 92.0 | 91.8 | 91.9 | 91.9 | 92.1 | 92.1 | 92.1 | 92.3 | 92.3 | 93.1 | 92.2 |
| 2013 | 93.3 | 93.4 | 93.4 | 93.6 | 94.1 | 93.6 | 93.5 | 93.6 | 93.8 | 94.0 | 94.8 | 94.0 | 93.8 |
| 2014 | 93.8 | 94.0 | 93.1 | 93.7 | 93.3 | 93.6 | 94.2 | 93.8 | 93.6 | 93.7 | 93.8 | 93.5 | 93.7 |
| 2015 | 93.5 | 94.0 | 94.3 | 94.2 | 94.5 | 94.6 | 94.7 | 94.7 | 94.8 | 95.0 | 94.4 | 95.0 | 94.5 |
| 2016 | 95.2 | 94.9 | 94.9 | 95.3 | 95.3 | 96.0 | 95.7 | 95.8 | 96.0 | 96.6 | 96.4 | | 95.6 |

RECREATION AND CULTURE

الترويح والثقافة

| | | | | | | | | | | | | | |
|------|-------|-------|-------|-------|-------|-------|-------|-------|-------|-------|-------|-------|-------|
| 2011 | 104.5 | 104.4 | 104.4 | 104.5 | 104.8 | 105.5 | 105.8 | 104.9 | 104.7 | 104.6 | 104.2 | 103.9 | 104.7 |
| 2012 | 103.8 | 103.3 | 103.7 | 103.6 | 103.2 | 103.6 | 105.1 | 105.4 | 105.5 | 105.3 | 105.5 | 105.3 | 104.4 |
| 2013 | 105.3 | 105.0 | 105.0 | 105.1 | 104.6 | 105.0 | 106.3 | 106.4 | 106.4 | 108.9 | 109.0 | 108.8 | 106.3 |
| 2014 | 108.9 | 109.1 | 109.3 | 110.3 | 111.1 | 111.1 | 117.4 | 118.0 | 117.7 | 117.8 | 118.4 | 118.6 | 114.0 |
| 2015 | 119.4 | 119.0 | 119.4 | 118.9 | 118.8 | 118.8 | 119.4 | 119.5 | 119.4 | 120.2 | 120.7 | 120.6 | 119.5 |
| 2016 | 119.7 | 119.7 | 119.4 | 119.0 | 119.0 | 119.0 | 119.5 | 119.8 | 119.3 | 119.1 | 118.6 | | 119.3 |

Table : 7 - (3)

جدول : ٧ - (٣)

Series Of Monthly And Yearly Cost Of Living Indices

سلسلة الأرقام القياسية لتكلفة المعيشة الشهرية والسوية

2007=100

| السنة | يناير | فبراير | مارس | إبريل | مايو | يونيه | يوليو | أغسطس | سبتمبر | أكتوبر | نوفمبر | ديسمبر | المتوسط السنوي |
|-------|-------|--------|------|-------|------|-------|-------|-------|--------|--------|--------|--------|----------------|
| Year | Jan | Feb | Mar | Apr | May | Jun | Jul | Aug | Sep | Oct | Nov | Dec | Ann Ave |

EDUCATION

التعليم

| | | | | | | | | | | | | | |
|------|-------|-------|-------|-------|-------|-------|-------|-------|-------|-------|-------|-------|-------|
| 2011 | 108.4 | 108.4 | 108.4 | 108.4 | 108.4 | 108.4 | 108.3 | 108.3 | 108.3 | 109.7 | 109.7 | 109.7 | 108.7 |
| 2012 | 109.7 | 109.7 | 109.7 | 109.7 | 109.7 | 109.7 | 109.7 | 109.7 | 109.7 | 111.6 | 111.6 | 111.6 | 110.2 |
| 2013 | 111.6 | 111.6 | 111.6 | 111.6 | 111.6 | 111.6 | 111.6 | 111.6 | 111.6 | 115.7 | 115.7 | 115.7 | 112.6 |
| 2014 | 115.7 | 115.7 | 115.7 | 115.7 | 115.7 | 115.7 | 115.7 | 115.7 | 115.7 | 116.3 | 116.3 | 116.3 | 115.9 |
| 2015 | 116.3 | 116.3 | 116.3 | 116.3 | 116.3 | 116.3 | 116.3 | 116.3 | 116.3 | 122.6 | 122.6 | 122.6 | 117.9 |
| 2016 | 122.6 | 122.6 | 122.6 | 122.6 | 122.6 | 122.6 | 122.6 | 122.6 | 122.6 | 124.9 | 124.9 | | 123.0 |

RESTAURANTS AND HOTELS

المطاعم والفنادق

| | | | | | | | | | | | | | |
|------|-------|-------|-------|-------|-------|-------|-------|-------|-------|-------|-------|-------|-------|
| 2011 | 116.3 | 116.3 | 116.3 | 116.5 | 116.5 | 116.5 | 117.2 | 117.3 | 116.7 | 118.5 | 118.3 | 117.8 | 117.0 |
| 2012 | 116.8 | 117.0 | 117.0 | 119.3 | 120.3 | 121.6 | 123.8 | 123.8 | 123.5 | 124.6 | 125.8 | 124.9 | 121.5 |
| 2013 | 125.1 | 125.4 | 125.3 | 125.9 | 126.0 | 127.0 | 127.4 | 127.8 | 126.9 | 128.6 | 127.9 | 128.2 | 126.8 |
| 2014 | 128.5 | 128.9 | 129.7 | 129.3 | 129.9 | 130.5 | 129.2 | 130.7 | 130.1 | 129.6 | 129.2 | 129.7 | 129.6 |
| 2015 | 129.4 | 129.4 | 130.0 | 128.7 | 128.4 | 128.4 | 127.7 | 127.2 | 126.9 | 127.2 | 127.1 | 126.5 | 128.1 |
| 2016 | 126.1 | 125.9 | 125.6 | 125.5 | 125.6 | 127.2 | 125.6 | 125.9 | 125.0 | 125.5 | 125.6 | | 125.8 |

MISCELLANEOUS GOODS AND SERVICES

السلع والخدمات المتنوعة

| | | | | | | | | | | | | | |
|------|-------|-------|-------|-------|-------|-------|-------|-------|-------|-------|-------|-------|-------|
| 2011 | 109.3 | 109.3 | 109.8 | 110.0 | 112.0 | 112.0 | 116.4 | 116.0 | 118.2 | 118.2 | 117.3 | 117.9 | 113.9 |
| 2012 | 117.0 | 117.4 | 117.8 | 117.8 | 115.8 | 117.2 | 117.4 | 117.5 | 118.9 | 118.9 | 119.0 | 119.1 | 117.8 |
| 2013 | 118.8 | 118.3 | 118.3 | 117.8 | 115.9 | 118.1 | 117.2 | 117.2 | 117.6 | 117.6 | 117.5 | 117.3 | 117.6 |
| 2014 | 117.6 | 117.8 | 119.3 | 120.0 | 119.7 | 120.4 | 121.0 | 122.2 | 121.2 | 121.0 | 120.7 | 120.7 | 120.1 |
| 2015 | 120.9 | 120.4 | 120.0 | 120.4 | 120.6 | 121.1 | 120.9 | 121.3 | 122.1 | 121.8 | 122.9 | 122.6 | 121.3 |
| 2016 | 121.9 | 122.3 | 123.0 | 124.0 | 124.5 | 124.1 | 126.1 | 126.3 | 125.0 | 125.0 | 125.1 | | 124.3 |

