



الهيئة العامة للإحصاء  
General Authority for Statistics

---

## Average Prices of Goods and Services

June 2019



## Contents

No.	Subject	No. Page
1	Introduction	3
2	Methodology of Average Prices of Goods and Services	4
3	Movements of average prices of goods and services (Tables)	11



## Introduction:

As part of its efforts to draw a clear picture of what is going on in the Kingdom's markets, the General Authority for Statistics has constructed several indicators through which the movements of prices of goods and services and the changes that may occur from time to time in the retail market (Consumer Price Index) as well as wholesale prices (Wholesale Price Index) according to a methodology specific to each.

Since the prices collected for the goods and services included in the creation of the Indices of consumer price index and wholesale prices are carried out according to the regulations of their own methodology, including the way in which the basket of goods and services as well as commodity specifications are determined, the need to work to follow the movement of prices of goods and services in the markets according to A different statistical approach and methodology that is flexible and inclusive in the name of "average prices in the Kingdom of Saudi Arabia" in response to the need of a large number of beneficiaries who want to obtain prices of some goods directly without using these prices to calculate other indicators except change ratios from period to period.

General Authority for Statistics

Price statistics Division

P.O. 3735 Riyadh 11481

<http://www.stats.gov.sa>

E-mail: [Info@stats.gov.sa](mailto:Info@stats.gov.sa)



## First: Definitionally Data

### Definition:

Average prices are defined as a statistical metric of the changes in any term prices with classifications of fixed and specific period.

### Description:

An indicator that measures the movements of the prices of goods and services in the markets according to a statistical methodology that follows special regulations and restrictions that are comprehensive, flexible and quality by calculating average prices, monthly, quarterly and annual changes at the city level and at the Kingdom's level. As well as the most significant monthly relative changes.

## Related Terms and Definitions:

### Goods and Services:

Most consumed goods and services by household consumer for living purposes.

### Point of Sale:

Establishments or units from which the price data of goods and services included in the basket of goods are collected, such as retail stores such as grocery stores and clothing stores, as well as various consumer services such as physicians, tailoring, car maintenance, apartments and hotels, Head) and other service shops.

### Average Prices:

The sum of the product's total price divided by the number of pricing.

### Constructional Goods:

Main goods that are related to the construction of housing and government contracts (Iron, Cables, etc.).

### Continuity:

To guarantee the continuity of practicing the activity for a long period of time.

### Frequency:

Purchasing movement in the sale point.

### Rate Change:

The rate of change between an existing period and a previous period.



## Objectives:

The Kingdom of Saudi Arabia's average price program aims at the publication of the prices of retail goods and services and their changes from time to time, concerning a list of goods and services of interest to the consumer, where their specifications are determined accurately to calculate their average prices within every sole city and at the level of the Kingdom as a whole.

## Periodic Publication:

The results of average prices of goods and services are published monthly.

## Data Source:

Data are collected from retail sources, factories, suppliers and service delivery stores.

## Coverage:

### Spatial Coverage

The survey of price averages covers all 13 regions of the Kingdom, where price data are collected from sixteen major cities representing thirteen cities, including the administrative regions (Riyadh, Makkah, Madinah, Buraydah, Dammam, Abha, Tabuk, Hail, Arar, Jazan, Najran, Baha, and Sakaka) as well as three other cities (Jeddah, Taif, Hofuf).

### Time Coverage:

Most goods and services basket items are collected monthly according to a specific pricing plan.

## Used Classification Methodology:

The classification was revised starting from June 2019 to COICOP with adjusting the names of the sections in accordance with the selected items within the section as follows:

Group	No. Items
FOOD AND NON-ALCOHOLIC	91
TOBACCO	1
CLOTHING	10
CONSTRUCTIONAL GOODS	38
DETERGENTS	4
HEALTH	3
MAINTENANCE AND REPAIR OF PERSONAL TRANSPORT	2
FODDER AND LIVESTOCK	12
HOTELS AND FURNISHED APARTMENTS	2
MISCELLANEOUS GOODS AND SERVICES	4
Total	167

## Goods and Services Basket:

The basket of goods and services was selected based on the relative importance of the consumer and the requests of the beneficiaries, after reviewing the availability of those items with fixed specifications in all the research areas.



## Main Results and Indicators:

- 1) Average prices and monthly, quarterly and annual changes for all cities.
- 2) Average monthly prices of cities.
- 3) Quarterly, semi-annual and annual average prices for all cities.
- 4) Monthly price averages for all cities.
- 5) Highlights of monthly relative changes.
- 6) Average prices of some construction materials for all cities during the year.

## Beneficiaries:

1. Departments that are concerned with statistical analysis and reports in the Authority.
2. Regional and international organizations.
3. Academic researchers and investors.
4. Number of other beneficiaries (internal and external).

## Benefits:

Data of the average prices of goods and services are a statistical means of:

1. Supports the implementation of some appropriate economic decisions by the official authorities through monitoring the movements of average prices of goods and services and its components.
2. Supporting researchers and investors by knowing the average prices of goods and services in the Kingdom.
3. Measuring changes in prices of goods and services that the consumer buys from time to time.
4. It can be relied upon in the economic and statistical analyzes of price movements and future forecasts during different periods of time.
5. Data on average goods and services prices help estimate contractors' compensation in government contracts.

## Second: Survey Methodology

### Research Requirements:

To determine their requirements and needs, the survey should be conducted in consultation with the clients benefiting from the results of average prices of goods and services. This communication continues to ensure that the needs of the beneficiaries are met during the development processes of the survey.



## Designing the Survey Form:

In the first beginnings of creating the survey in (2009), a paper form was designed to collect data from points of sale. The design was formed to refer to geographical indications to reach points of sale such as:(shop number, shop name, city, neighborhood, alley number, sector number, block number, street, location, and coordinates).

The form also includes a description of the item or service to be monitored for its price, specifications and changes, such as: (item code, item name, specifications, unit, price, analysis code and field notes).

In the year 2016, the form was applied electronically to the collection of data through electronic devices. The electronic form included additional data added to the original data included in the paper form, such as: (activation of the coordination feature, increasing the quality and reliability of prices, data is collected through tablets technology).

## The Frame:

The general framework of the establishments census was based on the selection of the sample based on the consumer price index sample, in addition to the construction goods.

## The Sample:

The basket of goods and services was selected based on their importance to the family, the construction goods were selected as the main goods in the construction of the house for the family and government contracts. While the points of sale from which prices of different goods and services were collected were based on:

1. Use the framework of the enumeration of enterprises.
2. Several factors are available at the selected point of sale such as (permanence, frequency).
3. Consider the spread of points of sale at the city level in all directions.
4. Considering the diversity of point of sale (hypermarket, supermarket, catering, specialized shop, shop).

## Sampling Unit:

The sampling units in the survey of price averages are:

1. Consumer goods obtained by the individual from points of sale at the retail price or factories and suppliers.
2. The service received by the individual from points of service delivery at retail price.

## Collecting Data:

The method of data collection was determined according to several controls and criteria as follows:

1. Commitment to the approved pricing method with the specifications guide for each item in the survey.
2. Adopt the method of collecting price data from point of sale personally by interviewing.



3. Data collection using tablets instead of writings for more efficiency.
4. Approve the price of the day of visit to the point of sale according to the approved pricing plan for the item.
5. Commitment to the standard specified for each item.

### Data Collection Tools:

Researchers in the field collect data from tablet devices equipped with technical support programs.

### Upload and Archive Data and Metadata Collected on Databases:

In the field, the researcher performs the direct input of the data collected using the handheld devices in all the research cities.

- Tablets are linked to a central database where processing is automated.
- Using researchers for the synchronization feature available on tablets, data collected directly on the databases are loaded.

### Auditing Data and Assuring Its Quality:

Auditing data and assuring its quality can be done by:

1. Making sure of prices and data comprehension and logicity.
2. Revising all prices and editing them if needed (all over the city and all-over Saudi Arabia)
3. Checking the revision reports and editing them if needed.
4. Using technology to revise the other elements of data quality (autocorrecting rules, coordinates...etc.) so that the pricing plan can be implemented quickly.
5. Constant follow up by the program supervisor and the regions supervisors.
6. Applying a re-visiting form by (the supervisor or quality observer). The form would ask for another visit to the sale point, from which data are collected, just to make sure that all data are correct and accurate.
7. Comparing the randomly chosen commodity prices.
8. Applying commodity Concealment processors and resources change.

### Follow-up with Data Collectors:

Data collection is subject to automatic follow-up by connecting and synchronizing the supervisor's desktop software with the tablets used by the researcher to alert them to the presence of observations or errors about the data entered into the system. The team of specialists in the central administration and branches and offices of the Authority have frequent periodic visits to each city of research according to a specific time schedule, and the quality sample is automatically withdrawn at the level of the city and researcher and alerting researchers to the existence of any observations or errors about the data entered into the system.





### Follow-up of Data Providers:

Survey supervisors in various regions of the Kingdom periodically conduct several visits and communications to several data providers to verify the validity of the data collected and the way the interviewer interviewed the data provider.

### Equations used and calculation process:

The average price of goods and services is calculated on an arithmetic basis.

The rate of change in prices of goods and services is calculated as follows:

Change rate = (average of current period - average of previous period) / average of previous period × 100.

### Downloading the Output of Databases:

All data outputs resulting from the calculations are loaded and saved to editable databases.

### Review and Process Outputs:

The Department reviews and processes the data through an automated audit system and correction rules developed to detect errors and irregular numbers.

### Data Confidentiality:

Commitment to data confidentiality and use them for statistical purposes of the General Authority for Statistics only.

### Publishing:

Data are published according to the following methodology:

1. Publishing the commodity and services average price results monthly.
2. Publishing them on specified and announced dates on the authority official website.
3. The authority official website [www.stats.gov.sa](http://www.stats.gov.sa) is a certified and official publishing platform.
4. Providing all kinds of beneficiaries with the results using the appropriate mechanism.

### Evaluation and Data Quality:

To ensure the highest accuracy in the data, it is necessary to follow the progress of work in all stages of the office and field and to ensure the complete collection of data according to the specific specifications and periodicity of each of the items included in the program. The main lines for the application of quality are as follows:

- Preparation of various software to examine the data and ensure accuracy, and development continuously.
- Use tablet pricing devices and set up special programs linked to POS sites to ensure that the researcher arrives at the desired site and adheres to the pricing timing as well.



- A team of specialists in the central administration and branches and offices of the Authority to conduct frequent periodic visits to each city of research according to a specific time schedule so that the quality sample is drawn automatically and deliberately at the level of the city and researcher.
- Evaluate work periodically.
- Monitoring and studying the remarks and suggestions received from the beneficiaries of the results to improve the quality of the data in the future.



## Movements of average prices of goods and services

(Tables)

متوسطات الأسعار و التغيرات الشهرية و السنوية في المملكة ( يونيو ٢٠١٩ )  
Average prices monthly and annual changes in the kingdom ( June 2019 )

Items	Unit	متوسطات الأسعار Average Prices			نسبة التغير من يونيو ٢٠١٩ إلى Percent Change From Jun 2019 to		الوحدة	البنود
		يونيو Jun 2019	مايو May 2019	يونيو Jun 2018	مايو May 2019	يونيو Jun 2018		
		<b>FOOD AND NON-ALCOHOLIC</b>						
<b>BREAD AND SEEDS</b>								
<b>الأغذية والمشروبات</b>								
<b>الخبز والحبوب</b>								
Wheat flour, local, brown(Grain Silos)	1 Kg	2.43	2.42	2.34	.41	3.67	١ كجم	دقيق قمح محلي اسمر(صوامع الفلال)
Wheat flour, local,white(Grain Silos)	2 Kg	3.76	3.77	3.73	-.27	.7	٢ كجم	دقيق محلي أبيض(صوامع الفلال)
Rice, Basmati, White Indian (Al Mehideb)	10 Kg	83.83	83.53	84.2	.36	-.44	١٠ كجم	أرز بسمتي أبيض هندي(المهيدب)
Rice, Maza Indian (Abu Kas)	10 Kg	69.98	69.09	69.35	1.29	.9	١٠ كجم	أرز مزة هندي (أبو كاس)
Sheariya, Perfetto	250 gm	4.63	4.61	4.71	.43	-1.72	٢٥٠ جم	شعيرية بيرفيتو
Macaroni, Perfetto,, Local	500 gm	4.67	4.65	4.75	.43	-1.64	٥٠٠ جم	مكرونه بيرفيتو محلي
Soup of Oats, canned (Quaker)	500 gm	8.63	8.4	8.58	2.74	.54	٥٠٠ جم	شوربة علب شوفان
Bread, white	4 loaves	1.03	1.03	1.03	0	.29	٤ رغيف	خبز أبيض مفروود
<b>MEAT AND POULTRY</b>								
<b>اللحوم والدواجن</b>								
Cattle Meat, fresh	1 Kg	37.43	37.67	37.91	-.64	-1.27	١ كجم	لحم بقر طازج
Sheep Meat, fresh	1 Kg	48.5	48.83	47.55	-.68	1.99	١ كجم	لحم ضأن طازج
Camel Meat, fresh	1 Kg	39.75	40.27	38.51	-1.29	3.21	١ كجم	لحم جمل طازج
Sheep Meat, cooled imported	1 Kg	38.57	37.33	38.56	3.32	.02	١ كجم	لحم ضأن مبرد مستورد
The cost of cooking the sacrificial	1 Cost	245.36	243.98	240.96	.57	1.83	١ تكلفة	تكلفة طبخ الذبيحة
Chicken, fresh, local (Faqih)	900 gm	13.29	13.3	13.08	-.08	1.58	٩٠٠ جم	دجاج طازج محلي(فقيه)
Chicken, frozen, local (Al wataniya)	900 gm	12.07	12.09	11.76	-.17	2.64	٩٠٠ جم	دجاج مجمد محلي(الوطنية)
Chicken, frozen imported (Doux)	900 gm	12.42	12.57	11.56	-1.19	7.46	٩٠٠ جم	دجاج مجمد مستورد(دو)
Chicken Fillet Breast, fresh, local (Alyoum)	450 gm	16.98					٤٥٠ جم	فيليه صدور دجاج طازج (اليوم)
Chicken Thigh, fresh, local (Alwatania)	450 gm	10.14					٤٥٠ جم	أفخاذ دجاج طازج ( الوطنية )
<b>FISH AND SEAFOOD</b>								
<b>السماك وطعام البحر</b>								
Fish, fresh, (Kanaad)	1 Kg	54.64	54.7	52.06	-.11	4.96	١ كجم	سمك طازج كنعدي
Fish, fresh, (Hamour)	1 Kg	44.43	44.03	43.61	.91	1.88	١ كجم	سمك طازج هامور
Shrimp, peeled, fresh	1 Kg	76.51	77.29	77.04	-1.01	-.68	١ كجم	روبيان طازج مقشر
<b>MILK, MILK PRODUCTS AND EGGS</b>								
<b>الحليب ومنتجاته والبيض</b>								
Milk, fresh, local (Al Maraai)	1 L	4.53	4.53	4.24	0	6.74	١ لتر	حليب طازج محلي(المراعي)
Milk, Liquid, Canned (Boni)	170 gm	2.71	2.72	2.72	-.37	-.37	١٧٠ جم	حليب سائل معلب(بوني)
Milk, Powder, canned (Nido)	1.8 Kg	55.73	55.01	57.38	1.31	-2.87	١,٨ كجم	حليب بودرة معلب(نيدو)
Milk, Newborn Babies (Similac 1)	400 gm	30.19	30.14	29.93	.17	.86	٤٠٠ جم	حليب أطفال حديثي الولادة(سميلاك1)
Milk, fresh, local (Al Saffi)	1.5 L	5.39	5.38	5.34	.19	.97	١,٥ لتر	لين طازج محلي(الصافي)
Yoghurt, (Al Saffi)	170 gm	1.04	1.04	1.04	0	.19	١٧٠ جم	لين زبادي / روب(الصافي)
Cream, (Al Tag)	155 gm	4.7	4.64	4.66	1.29	.92	١٥٥ جم	قشطه التاج
Cheese, Canned, Schieder (Kraft)	106 gm	5.15	5.17	5.19	-.39	-.85	١٠٦ جم	جبين شيدر علب(كرفت)
Cheese, Cupped, Local (Al Marrai)	500 gm	15.35	15.01	15.25	2.27	.66	٥٠٠ جم	جبين كاسات محلي(المراعي)
Cheese, Cupped imported, (Kraft)	140 gm	6.24	6.27	6.21	-.48	.47	١٤٠ جم	جبين كاسات مستورد(كرفت)
Cheese, triangles (Lavache quri)	120 gm	3.89	3.92	3.93	-.77	-1.02	١٢٠ جم	جبين مثلثات(لافش كيري)
Eggs, local, medium	1 plate	13.41	13.83	14.07	-3.04	-4.68	١ طبق	بيض محلي
<b>OILS AND FATS</b>								
<b>الزيوت والدهون</b>								
Butter, Lurpak	100 gm	5.13	5.16	5.05	-.58	1.66	١٠٠ جم	زبد (لورباك)

متوسطات الأسعار و التغيرات الشهرية و السنوية في المملكة ( يونيو ٢٠١٩ )  
Average prices monthly and annual changes in the kingdom ( June 2019 )

Items	Unit	متوسطات الأسعار Average Prices			نسبة التغير من يونيو ٢٠١٩ إلى Percent Change From Jun 2019 to		الوحدة	البنود
		يونيو Jun	مايو May	يونيو Jun	مايو May	يونيو Jun		
		2019	2019	2018	2019	2018		
<b>OILS AND FATS</b>								
<b>الزيوت والدهون</b>								
Vegetable oil, (frying) Al arabi	1.8 L	15.19	15.07	15.07	.8	.82	١,٨ لتر	زيت نباتي ( للقلي ) العربي
Olive oil, imported (Al Wazir)	500 ml	17.84	17.75	17.17	.51	3.93	٥٠٠ ملا	زيت زيتون مستورد(الوزير)
Maize oil, (cooking), Afiya	1.8 L	20.99	21.11	21.76	-5.7	-3.54	١,٨ لتر	زيت ذرة ( للطهي ) عافية
<b>FRUITS AND NUTS</b>								
<b>الفواكه والمكسرات</b>								
Apples, red, American	1 Kg	7.14	7.19	7.5	-.7	-4.81	١ كجم	تفاح أحمر أمريكي
Apples, Yellow	1 Kg	7.33	7.38	7.7	-.68	-4.74	١ كجم	تفاح أصفر
Grapes, local	1 Kg	10.76	11.07	10.45	-2.8	2.97	١ كجم	عنب محلي
Grapes, Lebanese	1 Kg	13.21	13.15	13.85	.46	-4.62	١ كجم	عنب لبناني
Banana, Philippines Alsharbatli	1 Kg	5.12	5.16	5.5	-.78	-6.96	١ كجم	موز الشربتلي الفلبين
Orange, Abu Sorra Egyptian	1 Kg	4.85	4.8	5.24	1.04	-7.51	١ كجم	برتقال أبو صرة مصري
Mandarin, Pakistani	1 Kg	6.17	6.02	6.89	2.49	-10.48	١ كجم	يوسفني باكستاني
Watermelon, local	1 Kg	2.44	2.58	2.4	-5.43	1.62	١ كجم	حجب ( بطيخ ) محلي
Melon, local	1 Kg	3.44	3.9	3.47	-11.79	-.81	١ كجم	شمام محلي
Pears, Medium, Lebanese	1 Kg	10.69	10.95	11.13	-2.37	-3.97	١ كجم	كمثرى وسط لبناني
Dates, Rotab	1 Kg	13.66	12.85	14.28	6.3	-4.31	١ كجم	تمر ( رطب )
Peach, Lebanese	1 Kg	13.01	13.94	14.08	-6.67	-7.61	١ كجم	خوخ لبناني
Lemon, medium, Africa	1 Kg	7.88	7.46	7.5	5.63	5.01	١ كجم	ليمون وسط أفريقي
Mango, Pakistani	1 Kg	12.66	12.54	11.37	.96	11.39	١ كجم	منجا باكستاني
Fig, local	1 Kg	14.91	14.44	16.68	3.25	-10.59	١ كجم	تين محلي
Plums	1 Kg	12.62	12.92	12.86	-2.32	-1.86	١ كجم	برقوق / بخارى تركي
Pomegranates, Indian	1 Kg	12.98	12.52	14.49	3.67	-10.4	١ كجم	رمان هندي
Dates, (Maknoz) Khilas	1 Kg	14.66	14.86	14.61	-1.35	.36	١ كجم	تمر ( مكوز ) إخلاص
<b>VEGETABLES</b>								
<b>الخضار</b>								
Beans, green	1 Kg	10.33	10.34	11.04	-.1	-6.47	١ كجم	فاصوليا خضراء
Okra, local	1 Kg	15.99	17.52	15.2	-8.73	5.2	١ كجم	بامية محلي
Eggplants, black, local	1 Kg	4.34	4.59	4.57	-5.45	-4.93	١ كجم	باذنجان أسود محلي
Zucchini, local	1 Kg	5.43	5.49	5.52	-1.09	-1.65	١ كجم	كوسة محلي
Pumpkin	1 Kg	6.58	6.89	6.73	-4.5	-2.24	١ كجم	قرع عسلي
Cucumbers, local	1 Kg	4.64	4.59	4.97	1.09	-6.71	١ كجم	خيار محلي
Cabbage, white	1 Kg	3.1	3.12	3.02	-.64	2.62	١ كجم	ملفوف أبيض
Peppers, green, local	1 Kg	7.6	8.06	7.44	-5.71	2.12	١ كجم	فلفل أخضر بارد محلي
Chili, green, local	1 Kg	8.84	8.81	8.9	.34	-.66	١ كجم	فلفل أخضر حار محلي
Tomatoes, local	1 Kg	5.19	5.09	4.96	1.96	4.7	١ كجم	طماطم محلي
Tomatoes, imported	1 Kg	5.26	5.35	5.02	-1.68	4.76	١ كجم	طماطم مستورد
Corchorus, local	1 Bundle	2.39	2.39	2.2	0	8.64	١ حزمة	ملوخية محلي
Lettuce, local	1 Kg	5.94	5.88	6.26	1.02	-5.11	١ كجم	خس محلي
Parsley	1 Bundle	.96	.97	1.01	-1.03	-4.48	١ حزمة	بققدونس
Spinach	1 Bundle	1.08	1.09	1.11	-.92	-2.61	١ حزمة	سبانخ
WaterCress, local	1 Bundle	.95	.94	.99	1.06	-3.75	١ حزمة	جرجير محلي
Onion, local	1 Kg	3.1	3.02	3.11	2.65	-.42	١ كجم	بصل مدور محلي

متوسطات الأسعار و التغيرات الشهرية و السنوية في المملكة ( يونيو ٢٠١٩ )  
Average prices monthly and annual changes in the kingdom ( June 2019 )

Items	Unit	متوسطات الأسعار Average Prices			نسبة التغير من يونيو ٢٠١٩ إلى Percent Change From Jun 2019 to		الوحدة	البنود
		يونيو Jun	مايو May	يونيو Jun	مايو May	يونيو Jun		
		2019	2019	2018	2019	2018		
<b>VEGETABLES</b>								
<b>الخضار</b>								
Onion, imported	1 Kg	3.67	3.59	3.45	2.23	6.44	كجم	بصل مدور مستورد
Garlic, Chinese	1 Kg	8.71	8.35	8.66	4.31	.64	كجم	ثوم صيني
Lentils	1 Kg	8.36	8.25	8.96	1.33	-6.65	كجم	عدس
Beans, Medammes (Hadaeq California)	450 gm	3.77	3.74	3.58	.8	5.4	٤٥٠ جم	فول دممس(حدائق كاليفورنيا)
Tomatoes, Paste, local (Saudia)	135 gm	1.51	1.51	1.51	0	-26	١٣٥ جم	صلصة طماطم محلي(السعودية)
Potatoes, medium, local	1 Kg	3.36	3.45	3.33	-2.61	.78	كجم	بطاطس وسط محلي
Carrots, local	1 Kg	4.56	4.5	4.65	1.33	-1.83	كجم	جزر محلي
Olives, black, Spanish	1 Kg	16.56	16.8	16.14	-1.43	2.59	كجم	زيتون أسود أسباني
<b>SUGAR, AND SWEETS</b>								
<b>السكر والحلويات</b>								
Sugar, soft, Al Ossra	10 Kg	27.58	27.55	29.67	.11	-7.05	١٠ كجم	سكر ناعم (الاسرة)
Honey, imported (Langilies)	1 Kg	65.5	64.63	61.84	1.35	5.92	كجم	عسل نحل مستورد (لأنجليز)
<b>FOOD PRODUCTS N.E.C</b>								
<b>منتجات غذائية غير مصنفة في مكان آخر</b>								
Cardamom, American	1 Kg	115.97	113.21	93.96	2.44	23.42	كجم	هيل أمريكي
Cardomom, Indian	1 Kg	122.13	117.64	101.44	3.82	20.4	كجم	هيل هندي
<b>COFFEE AND TEA</b>								
<b>القهوة والشاي</b>								
Tea, black, loose	1.2 Kg	42.59	42.39	42.87	.47	-65	١,٢ كجم	شاي أسود فرط(ربيع)
Coffee beans, Hrari	1 Kg	36.04	36.23	36.16	-.52	-.34	كجم	بن حب / هرري
Coffee beans, Loqmati	1 Kg	26.25	26.21	26.52	.15	-1.03	كجم	بن حب / لقمتي
Coffee, instant, (Nescaf)	100 gm	19.21	19.16	18.94	.26	1.41	١٠٠ جم	قهوة سريعة التحضير(نسكافية)
<b>MINERAL WATER, SOFT DRINKS, AND JUICES</b>								
<b>المياه المعدنية والمرطبات والعصيرات</b>								
Water, Healthy	1.5 L	2.02	2.03	2	-.49	1.25	١,٥ لتر	مياه صحية
Juice, orange, canned local (Rani)	180 ml	1.04	1.04	1.04	0	.1	١٨٠ ملل	عصير برتقال معلب محلي( راني)
Soft Drinks	330 ml	2.51	2.52	2.52	-.4	-.55	٣٣٠ ملل	مشروبات غازية محلي
<b>TOBACCO</b>								
<b>التبغ</b>								
Cigarettes, Marlboro	1 Pack	25.07	25.07	25.02	0	.21	١ علبة	سجائر مالبرورو
<b>CLOTHING</b>								
<b>الملابس</b>								
Men summer dress (Al Aseel)	1 thope	83.38	83.55	83.45	-.2	-.09	١ ثوب	ثوب صيفي رجالي(الأصيل)
Shemagh, (Al Bassam)	1 shemagh	108.63	108.63	108.36	0	.25	١ شماغ	شماغ(البسام)
Egal, Syrian	1 Egal	27.92	27.76	27.33	.58	2.15	١ عقال	عقال سوري
Shirt, internal, half sleeve (Al Aseel)	1 shirt	11.4	11.37	11.53	.26	-1.14	١ فانيلة	فانلة داخلية نصف كم(الأصيل)
Men's long trousers, (Al Aseel)	1 trousers	16.28	16.28	16.66	0	-2.3	١ سروال	سروال طويل رجالي(الأصيل)
Women's Mantle National	1 abayah	104.38	104.68	105.83	-.29	-1.37	١ عباءة	عباءة نسائية
Headdress, National	1 veil	23.79	23.79	24.43	0	-2.6	١ شيلة	شيلة ( طرحة )
Sewing for men and boys	1 Cost	85.91	88.04	86.99	-2.42	-1.24	١ تكلفة	خياطة للرجال والأولاد
Sewing for women and girls	1 Cost	57.3	58.75	57.25	-2.47	.09	١ تكلفة	خياطة للنساء والبنات
Laundry and ironing expenses	1 Service	3.41	3.43	3.39	-.58	.68	١ خدمة	نفقات تنظيف وكوي الملابس بالمفصلة

متوسطات الأسعار و التغيرات الشهرية و السنوية في المملكة ( يونيو ٢٠١٩ )  
Average prices monthly and annual changes in the kingdom ( June 2019 )

Items	Unit	متوسطات الأسعار Average Prices			نسبة التغير من يونيو ٢٠١٩ إلى Percent Change From Jun 2019 to		الوحدة	البنود
		يونيو Jun 2019	مايو May 2019	يونيو Jun 2018	مايو May 2019	يونيو Jun 2018		
		<b>CONSTRUCTIONAL GOODS</b>						
Cement, black, National	50 Kg	13.19	13.19	12.36	0	6.72	٥٠ كجم	إسمنت أسود وطني
Cement, white, National	50 Kg	38.2	38.29	38.59	-24	-1.01	٥٠ كجم	إسمنت ابيض وطني
National Gypsum	40 Kg	11.22	11.1	11.34	1.08	-1.05	٤٠ كجم	جبس وطني
Sand, soft, white	1 M3	51.7	50.85	49.38	1.67	4.7	٣م ا	رمل ناعم ابيض
Mixed Sand (sand and pebble)	1 M3	42.81	42.85	41.25	-09	3.78	٣م ا	مخلوط ( رمل و حصص )
Red Sand	1 M3	23.05	22.82	22.41	1.01	2.84	٣م ا	رمل احمر
Block, black, 15cm	1000 Grain	1374.95	1375.8	1410.38	-06	-2.51	١٠٠٠ حبة	بلوك اسود مقاس 15سم
Block, black, 20cm	1000 Grain	1441.73	1443.05	1476.12	-09	-2.33	١٠٠٠ حبة	بلوك اسود مقاس 20سم
Resistant Concrete 350 K	1 M3	189.8	190.13	188.05	-17	.93	٣م ا	خرسانة مقاوم 350ك
Resistant Concrete 250 K	1 M3	171.85	171.88	169.64	-02	1.3	٣م ا	خرسانة مقاوم 250ك
Normal Concrete 350 K	1 M3	180.46	180.5	178.29	-02	1.22	٣م ا	خرسانة عادي 350ك
Normal Concrete 250 K	1 M3	162.4	162.15	159.64	.15	1.73	٣م ا	خرسانة عادي 250ك
Marble tiles, National	1 M2	21.06	21.18	21.46	-57	-1.88	٢م ا	بلاط كسر رخام بلدي
Reinforcing iron, 6mm national	1 Ton	3408.37	3368.5	3213.96	1.18	6.05	١ طن	حديد تسليح 6مم وطني
Reinforcing iron, 8mm national	1 Ton	2774.32	2820.71	2669.96	-1.64	3.91	١ طن	حديد تسليح 8مم وطني
Reinforcing iron, 10mm national	1 Ton	2780.3	2815.8	2678.1	-1.26	3.82	١ طن	حديد تسليح 10 مم وطني
Reinforcing iron, 12mm national	1 Ton	2508.59	2505.69	2342.36	.12	7.1	١ طن	حديد تسليح 12مم وطني
Reinforcing iron, 14mm national	1 Ton	2507.93	2505.07	2342.68	.11	7.05	١ طن	حديد تسليح 14مم وطني
Reinforcing iron, 16mm national	1 Ton	2507.93	2505.06	2342.61	.11	7.06	١ طن	حديد تسليح 16مم وطني
Reinforcing iron, 18mm national	1 Ton	2505.94	2503.03	2342.7	.12	6.97	١ طن	حديد تسليح 18مم وطني
Iron-binding cables Chinese	10 Kg	44.06	43.92	44.12	.32	-13	١٠ كجم	كيايل ربط الحديد صيني
Electrical wires, 2.5mm national	1 M	.75	.75	.76	0	-1.32	١ م	أسلاك كهربائية 2.5مم وطني
Electrical wires, 4mm national	1 M	1.09	1.1	1.13	-91	-3.54	١ م	أسلاك كهربائية 4مم وطني
Electrical wires, 6mm national	1 M	1.7	1.7	1.74	0	-2.24	١ م	أسلاك كهربائية 6مم وطني
Electrical cables, 10mm national	1 M	13.27	13.28	13.4	-08	-97	١ م	كيايل كهربائية 10مم وطني
Electrical cables, 25mm national	1 M	29.06	29.27	29.62	-72	-1.9	١ م	كيايل كهربائية 25مم وطني
Electrical cables, 35mm national	1 M	37.59	37.78	37.84	-5	-66	١ م	كيايل كهربائية 35مم وطني
Electrical cables, 50mm national	1 M	51.44	51.68	52.3	-46	-1.64	١ م	كيايل كهربائية 50مم وطني
Electrical cables, 70mm national	1 M	74.53	74.62	73.68	-12	1.15	١ م	كيايل كهربائية 70مم وطني
Electrical cables, 95mm national	1 M	103.03	103.24	102.86	-2	.16	١ م	كيايل كهربائية 95مم وطني
Electrical cables, 120mm national	1 M	130.18	130.53	130.05	-27	.1	١ م	كيايل كهربائية 120مم وطني
Electrical cables, 300mm national	1 M	322.23	320.39	318.89	.57	1.05	١ م	كيايل كهربائية 300مم وطني
Aluminum (Saudi, Arch side)	5.8 M	65.76	65.64	67.14	.18	-2.06	٥,٨ م	ألمنيوم (حلق جنب سعودي)
Wood, Chilian	1 M3	1020.97	1005.42	1017.42	1.55	.35	٣م ا	خشب تشيلي
Wood, Romanian	1 M3	1014.25	1011.2	1018.93	.3	-46	٣م ا	خشب روماني
Wood, Teak, African	1 M3	4471.63	4461.52	4603.26	.23	-2.86	٣م ا	خشب تيك أفريقي
Wood, Ablakash Indonesian	1 M3	2410.11	2404.33	2395.26	.24	.62	٣م ا	خشب أبلakash إندونيسي
Coal, local	1 Kg	7.33	7.37	7.19	-54	1.96	١ كجم	فحم

متوسطات الأسعار و التغيرات الشهرية و السنوية في المملكة ( يونيو ٢٠١٩ )  
Average prices monthly and annual changes in the kingdom ( June 2019 )

Items	Unit	متوسطات الأسعار Average Prices			نسبة التغير من يونيو ٢٠١٩ إلى Percent Change From Jun 2019 to		الوحدة	البنود
		يونيو Jun 2019	مايو May 2019	يونيو Jun 2018	مايو May 2019	يونيو Jun 2018		
		<b>DETERGENTS</b>						
<b>المنظفات</b>								
Soap, powder for clothes (Tide)	110 gm	1.55	1.54	1.56	.65	-58	١١٠ جم	صابون بودرة للملابس(تايد)
Soap, liquid for utensils (Fairy)	1 L	12.92	12.62	12.65	2.38	2.15	١ لتر	صابون سائل للأواني(فيري)
Bleach for Clothes (Clorox)	1 Gallon	16.22	16.22	15.69	0	3.36	١ جالون	دواء غسيل ( مبيض ملابس )كلوركس
Insecticide, spray (Reid)	300 ml	9.4	9.31	9.71	.97	-3.16	٣٠٠ مل	مبيد حشرات بخاخ(ريد)
<b>HEALTH</b>								
<b>الصحة</b>								
General doctor examination	1 Service	49.81	49.78	47.8	.06	4.21	١ خدمة	كشف طبيب عام
Pediatrician examination	1 Service	68.38	67.73	65.69	.96	4.1	١ خدمة	كشف طبيب اطفال
Dentist examination	1 Service	158.33	158.11	147.91	.14	7.04	١ خدمة	كشف طبيب اسنان
<b>MAINTENANCE AND REPAIR OF PERSONAL TRANSPORT</b>								
<b>صيانة وإصلاح معدات النقل الشخصية</b>								
Car fix (mechanics)	1 Cost	90.2	90.35	91.9	-17	-1.85	١ أجرة	اصلاح سيارة (ميكانيكا)
Oil change	1 Cost	79.72	79.57	79.36	.19	.45	١ تكلفة	تغيير زيت
<b>FODDER AND LIVESTOCK</b>								
<b>الأعلاف والحيوانات الحية</b>								
Barley, imported	50 Kg	40.63	40.63	40.88	0	-6	٥٠ كجم	شعير مستورد
Alfalfa	1 Bulk	17.97					١ بالة	برسيم
Rhodes	1 Bulk	12.49					١ بالة	الرودس
Hay or Straw	1 Bulk	13.89					١ بالة	التبن أو الدريس
Cubes	40 Kg	40.37					٤٠ كجم	المكعبات
Sheep, Najdi	1 Grain	1141.18	1167.79	1155.51	-2.28	-1.24	١ حبة	غنم نجدى
Sheep, Naemi	1 Grain	1145.77	1167.4	1112.53	-1.85	2.99	١ حبة	غنم نعيمى
Sheep, Barbari	1 Grain	435.47	447.94	436.11	-2.78	-1.15	١ حبة	غنم بربرى
Sheep, Soakny	1 Grain	768.71	787.43	757.54	-2.38	1.47	١ حبة	غنم سواكنى
Sheep, Bohooves	1 Grain	1056.38	1075.52	1046.03	-1.78	.99	١ حبة	غنم حرى
Billy goat	1 Grain	734.91	749.82	721.43	-1.99	1.87	١ حبة	تيس بلدى (جذع)
<b>HOTELS AND FURNISHED APARTMENTS</b>								
<b>الفنادق والشقق المفروشة</b>								
Hotel accommodation	1 Cost	422.26	445.2	499.01	-5.15	-15.38	١ أجرة	اقامة بالفنادق
Furnished apartment	1 Cost	233.92	228.88	238.13	2.2	-1.77	١ أجرة	شقه مفروشه
<b>MISCELLANEOUS GOODS AND SERVICES</b>								
<b>السلع والخدمات الشخصية المتنوعة</b>								
Hairdresser for men and boys	1 Cost	14.9	14.74	15.31	1.09	-2.65	١ أجرة	حلاقه للرجال والاولاد
Children diaper, local (Pampers)	1 Pack	59.64	58.9	57.84	1.26	3.11	١ عبوه	حفاظ أطفال محلية(بامبرز)
Tissue paper, local (Fine)	1 Pack	2.76	2.71	2.65	1.85	4.35	١ علبة	مناديل ورق محلي(فاين)
The expenses of parties and weddings	1 Cost	15241.67	14166.67	13544.12	7.59	12.53	١ تكلفة	نفقات الحفلات والافراح





## The Most Prominent Relative Changes Monthly

For All cities

## السلع و الخدمات التي سجلت أكبر نسبة ارتفاع خلال شهر

يونيو ٢٠١٩ مقارنة بشهر مايو ٢٠١٩

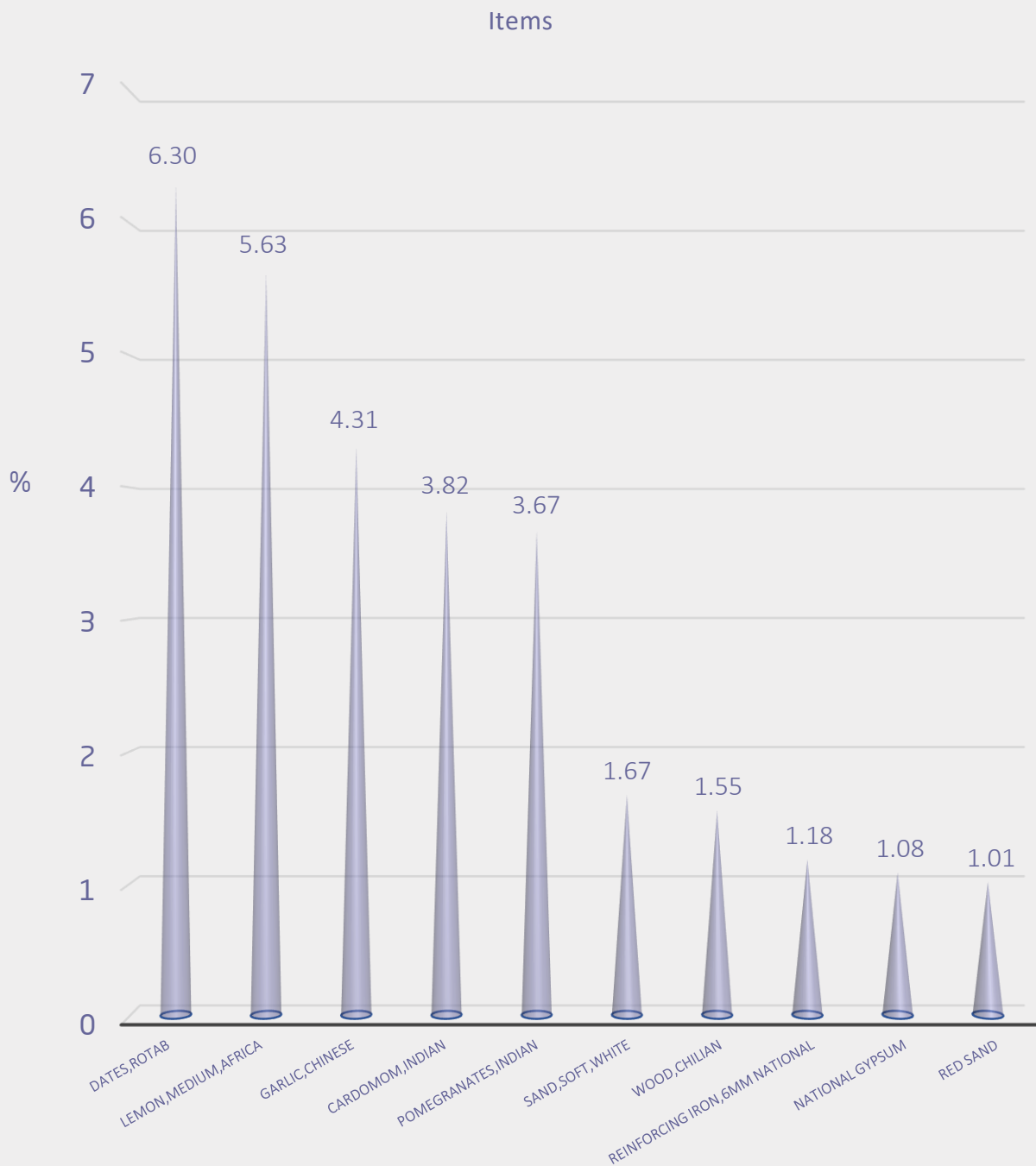
Goods and services that recorded the highest percentage increase during

June 2019 comparing to May 2019

Items	نسبة التغير Percent Change	البند
<b>FOOD AND NON-ALCOHOLIC</b>		
<b>الأغذية والمشروبات</b>		
Dates, Rotab	6.30	تمر ( رطب )
Lemon, medium, Africa	5.63	ليمون وسط أفريقي
Garlic, Chinese	4.31	ثوم صيني
Cardomom, Indian	3.82	هيل هندي
Pomegranates, Indian	3.67	رمان هندي
Sheep Meat, cooled imported	3.32	لحم ضأن مبرد مستورد
Fig, local	3.25	تين محلي
Soup of Oats, canned (Quaker)	2.74	شورية علب شوفان
Onion, local	2.65	بصل مدور محلي
Mandarin, Pakistani	2.49	يوسفني باكستاني
Cardamom, American	2.44	هيل أمريكي
Cheese, Cupped, Local (Al Marrai)	2.27	جبين كاسات محلي(المراعي)
Onion, imported	2.23	بصل مدور مستورد
Tomatoes, local	1.96	طماطم محلي
Honey, imported (Langilies)	1.35	عسل نحل مستورد (لانجليز)
<b>CONSTRUCTIONAL GOODS</b>		
<b>السلع الإنشائية</b>		
Sand, soft, white	1.67	رمل ناعم ابيض
Wood, Chilian	1.55	خشب تشيلي
Reinforcing iron, 6mm national	1.18	حديد تسليح 6مم وطني
National Gypsum	1.08	جبس وطني
Red Sand	1.01	رمل احمر
Electrical cables, 300mm national	0.57	كيايل كهربائية 300مم وطني
Iron-binding cables Chinese	0.32	كيايل ربط الحديد صيني
Wood, Romanian	0.30	خشب روماني
Wood, Ablakash Indonesian	0.24	خشب أبلakash إندونيسي
Wood, Teak, African	0.23	خشب تيك أفريقي
Aluminum (Saudi, Arch side)	0.18	ألمنيوم (حلق جنب سعودي)
Normal Concrete 250 K	0.15	خرسانة عادي 250ك
Reinforcing iron, 18mm national	0.12	حديد تسليح 18مم وطني
Reinforcing iron, 12mm national	0.12	حديد تسليح 12مم وطني
Reinforcing iron, 16mm national	0.11	حديد تسليح 16مم وطني



Goods and services that recorded the highest percentage increase during June 2019 comparing to May 2019



## السلع و الخدمات التي سجلت أكبر نسبة انخفاض خلال شهر

يونيو ٢٠١٩ مقارنة بشهر مايو ٢٠١٩

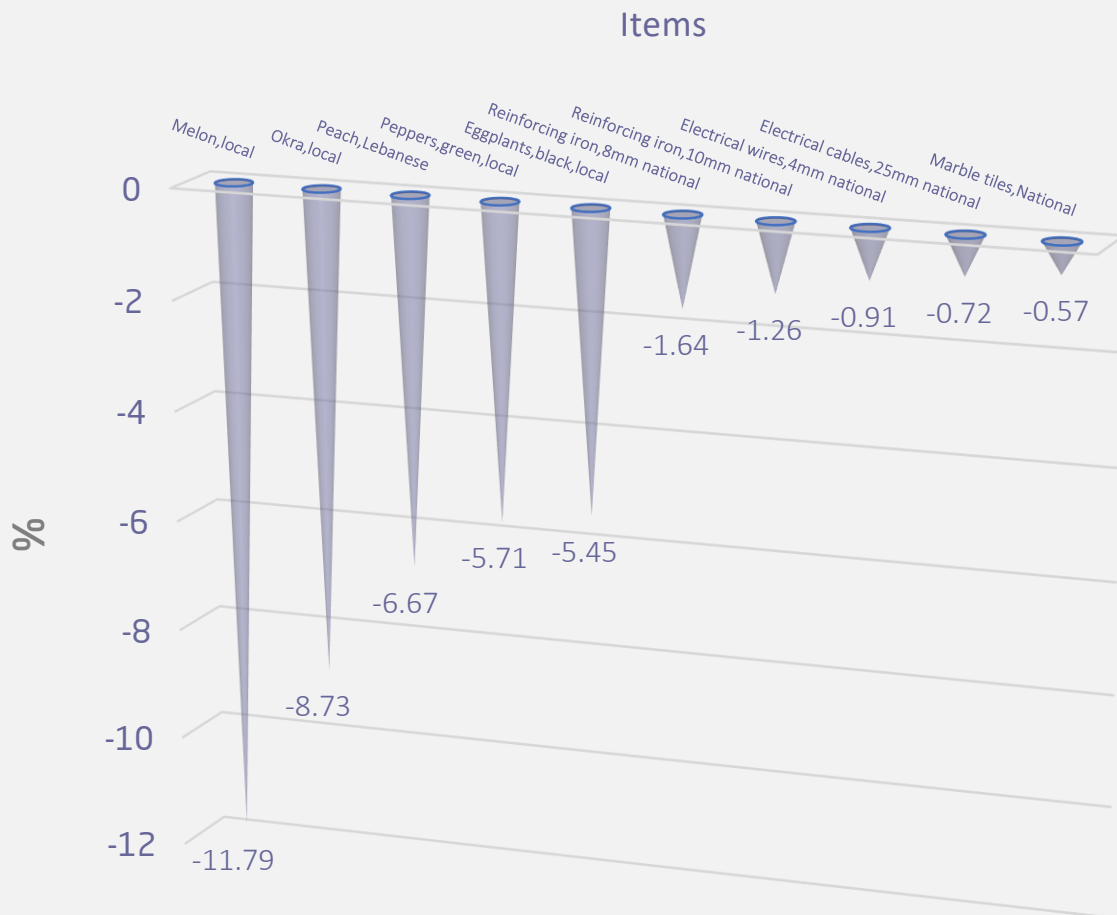
Goods and services that recorded the highest percentage decrease during

June 2019 comparing to May 2019

Items	نسبة التغير Percent Change	البنود
<b>FOOD AND NON-ALCOHOLIC</b>		
<b>الأغذية والمشروبات</b>		
Melon, local	-11.79	شمام محلي
Okra, local	-8.73	بامية محلي
Peach, Lebanese	-6.67	خوخ لبناني
Peppers, green, local	-5.71	فلفل أخضر بارد محلي
Eggplants, black, local	-5.45	باذنجان أسود محلي
Watermelon, local	-5.43	حبيب ( بطيخ ) محلي
Pumpkin	-4.50	قرع عسلي
Eggs, local, medium	-3.04	بيض محلي
Grapes, local	-2.80	عنب محلي
Potatoes, medium, local	-2.61	بطاطس وسط محلي
Pears, Medium, Lebanese	-2.37	كمثرى وسط لبناني
Plums	-2.32	برقوق / بخارى تركي
Tomatoes, imported	-1.68	طماطم مستورد
Olives, black, Spanish	-1.43	زيتون أسود أسباني
Dates, (Maknoz) Khilas	-1.35	تمر ( مكنوز ) إخلاص
<b>CONSTRUCTIONAL GOODS</b>		
<b>السلع الإنشائية</b>		
Reinforcing iron, 8mm national	-1.64	حديد تسليح 8مم وطني
Reinforcing iron, 10mm national	-1.26	حديد تسليح 10 مم وطني
Electrical wires, 4mm national	-0.91	أسلاك كهربائية 4مم وطني
Electrical cables, 25mm national	-0.72	كوابل كهربائية 25مم وطني
Marble tiles, National	-0.57	بلاط كسر رخام بلدي
Coal, local	-0.54	فحم
Electrical cables, 35mm national	-0.50	كوابل كهربائية 35مم وطني
Electrical cables, 50mm national	-0.46	كوابل كهربائية 50مم وطني
Electrical cables, 120mm national	-0.27	كوابل كهربائية 120مم وطني
Cement, white, National	-0.24	إسمنت ابيض وطني
Electrical cables, 95mm national	-0.20	كوابل كهربائية 95مم وطني
Resistant Concrete 350 K	-0.17	خرسانة مقاوم 350 ك
Electrical cables,70mm national	-0.12	كوابل كهربائية 70مم وطني
Mixed Sand (sand and pebble)	-0.09	مخلوط ( رمل و بحص )
Block, black, 20cm	-0.09	بلوك اسود مقاس 20سم




Goods and services that recorded the highest percentage decrease during June 2019 comparing to May 2019



متوسط أسعار بعض المواد الإنشائية في المملكة خلال عام ٢٠١٩م  
( بالريال السعودي )

Average prices of some construction materials in the kingdom during 2019  
( Saudi Riyals )

الأخشاب Timber	الكابيل Cabling	الأسمنت Cement	الحديد Iron	الخرسانة الجاهزة Ready-mixed concrete	التاريخ الهجري	الشهر
( متر مكعب ) M3	( متر طولي ) M	كيس(50)كيلو Bag(50)kg	طن Ton	( متر مكعب ) M3	Hijri Date	Month
2273.30	31.30	12.70	2218.50	154.28	قبل ١٤٣٧/١٢/١١هـ	متوسط عام ٢٠١٦م Ann.Average
2629.60	30.86	13.01	2443.12	175.48	1440/04/25 1440/05/25	يناير Jan
2633.44	30.94	13.10	2518.56	177.20	1440/05/26 1440/06/23	فبراير Feb
2635.01	31.15	13.12	2686.13	176.78	1440/06/24 1440/07/24	مارس Mar
2636.44	31.24	13.14	2729.54	175.74	1440/07/25 1440/08/25	أبريل Apr
2623.76	31.41	13.10	2717.69	176.16	1440/08/26 1440/09/26	مايو May
2634.24	31.26	13.10	2713.34	176.13	1440/09/27 1440/10/27	يونيو Jun



الهيئة العامة للإحصاء  
General Authority for Statistics

