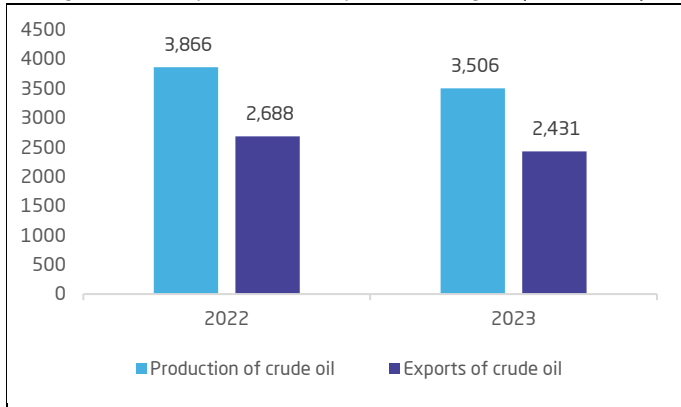


Crude oil production declines by 9.3% in 2023

Crude oil production for 2023 witnessed a decrease of 9.3% compared to 2022, reaching 3,506 million barrels. The amount of crude oil exports in the Kingdom witnessed a decrease of 9.6%, as the amount of oil exports amounted to 2,431 million barrels compared to 2022 (Figure 1).

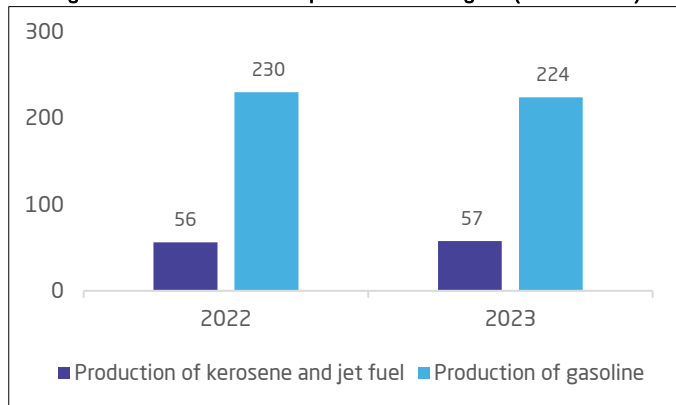
Figure1. Crude oil production and exports in the Kingdom (Million barrels)



Domestic production and consumption of refined products

Total gasoline production in 2023 decreased by 2.6% compared to 2022, reaching 224 million barrels. As for kerosene and jet fuel, production increased, reaching 57 million barrels, an increase of 2.7% compared to 2022 (Figure 2).

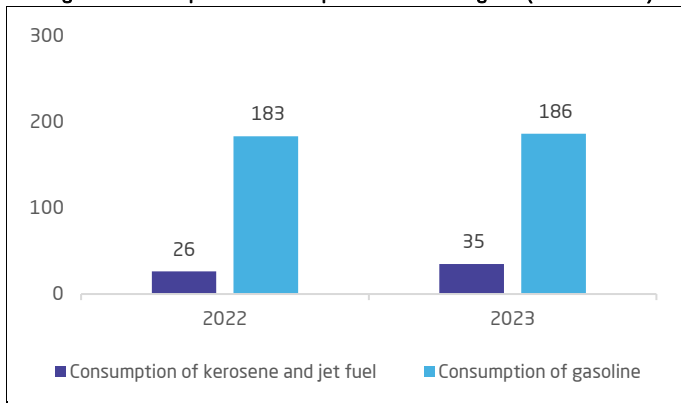
Figure 2. Production of refined products in the Kingdom (million barrels)



Consumption of refined products

Total gasoline consumption in 2023 increased by 1.8% compared to 2022, reaching 186 million barrels. As for kerosene and jet fuel, consumption increased by 32.8%, reaching 35 million barrels, compared to 2022. (Figure 3).

Figure 3. Consumption of refined products in the Kingdom (million barrels)



Exports and imports of refined products

Total fuel oil exports for 2023 decreased by 10.3% compared to 2022, as exports amounted to 67 million barrels, while imports increased amounting to 88 million barrels, with a growth rate of about 25.9%. As for gas oil/diesel, it witnessed a decrease in the amount of exports, reaching 206 million barrels, a decrease of 15.7% compared to 2022, while the amount of imports increased by 33 million barrels with a growth rate of 43.8% (Figure 4).

Figure 4. Exports and imports of refined products in the Kingdom (Million barrels)

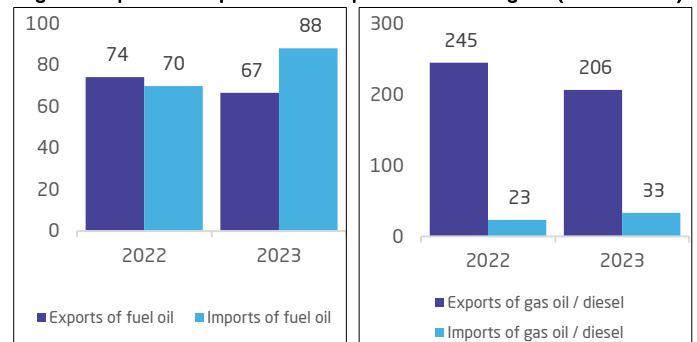


Table1. Key Indicators of Oil and Gas Statistics

Indicators	Unit	2022	2023
Crude oil production	Million barrels	3,866	3,506
Crude oil consumption		178	173
Crude oil exports		2,688	2,431
Production of kerosene and jet fuel		56	57
Consumption of kerosene and jet fuel		26	35
Gasoline production		230	224
Gasoline consumption		183	186
Fuel oil exports		74	67
Fuel oil imports		70	88
Gas oil/diesel exports		245	206
Gas oil/diesel imports		23	33

Source :Tables.

Reference metadata

The Oil and Gas Statistics Publication covers energy data at the level of the Kingdom of Saudi Arabia according to the Standard International Energy Classification (SIEC). The main sources for this publication are the administrative records of the General Authority for Statistics and the Ministry of Energy. Data is available in a time series for the period (2010-2023), with the publication frequency being annual.

[For further details, please refer to the reference metadata.](#)